

Food Ingredients China 2018

Show Report

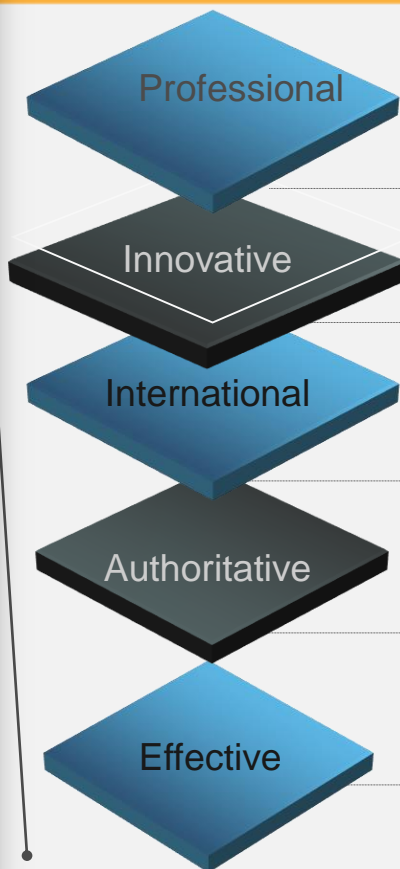
Organized by:
China Food Additives & Ingredients Association
CCPIT Sub-Council of Light Industry
CFAA Convention & Exhibition Company

➤ FIC 2018 Overview



This year marks the 22nd anniversary of Food Ingredients China. We are proud to say that FIC 2018 came to a successful conclusion on March 24, 2018 at NECCS with its scale being the No.1 of the industry: 1,408 exhibitors from 33 countries and regions including 458 overseas and 950 domestic ones; 49,715 visitors from 66 countries or regions including 3437 coming from overseas. Though the exhibition space has reached 116,000sqm. With these facts, FIC has again proved itself to be one of the largest and the most influential and professional brand show in the world in the field of food additives and ingredients.

➤ FIC 2018 Highlights



Exhibits covered the state-ratified 20 categories of food additives, 21 categories of food ingredients, 15 categories of food processing aids and others such as novel food and ingredients, natural and functional ingredients, food-related packing materials and machinery, test equipment and techniques, etc., covering all fields of the food industry.

FIC 2018 opened up a new Hall—Natural and Functional Ingredients Hall for the collective exhibiting of natural products, natural extracts, functional ingredients and health care food.

FIC 2018 attracted 458 international exhibitors and 3437 international visitors. The Overseas Pavilion expanded compared to FIC 2017, and we had National Pavilions for the USA, Korea and Japan, and special pavilions for Taiwan.

3 forums/conferences concerning 45 topics were held alongside the show. 46 exhibitors chose to release their new products or techniques during FIC 2018. And 12 senior experts from CFAA professional committee provided free on-site consultations to exhibitors and visitors from both home and abroad.

Of all the surveyed visitors, 94.3% expressed willingness to participate in FIC next year; of all the surveyed exhibitors, 21% were “quite satisfied” and 38% were “satisfied” with the show.

➤ FIC 2018 Statistics



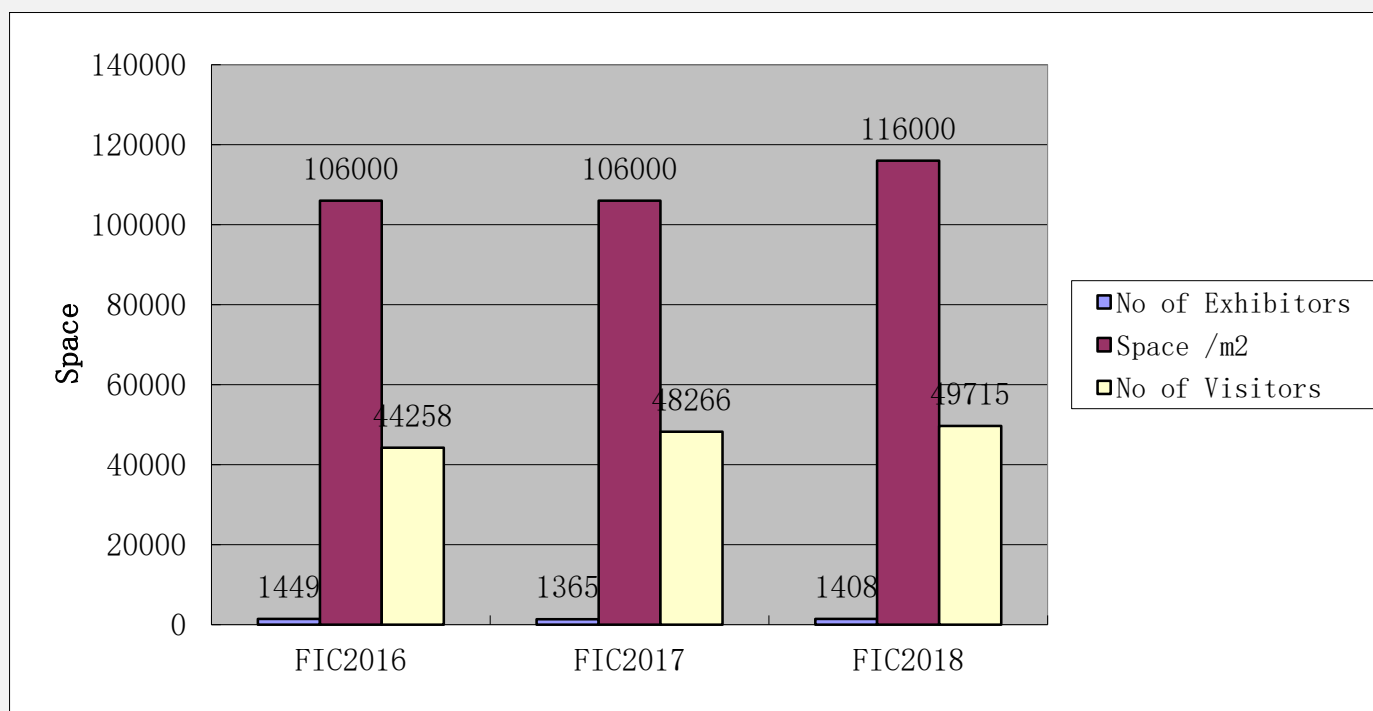
- **Comparison of FIC 2018 with previous sessions**

	Venue	No. of exhibitors	Total space (sqm)	Number of visitor	Number of companies not get boots	Note
FIC 2016	Shanghai	1449	106000	44258	182	NECCS
FIC 2017	Shanghai	1365	106000	48266	286	NECCS
FIC 2018	Shanghai	1408	116000	49715	278	NECCS

➤ FIC 2018 Statistics



- **Comparison of FIC 2018 with previous sessions**

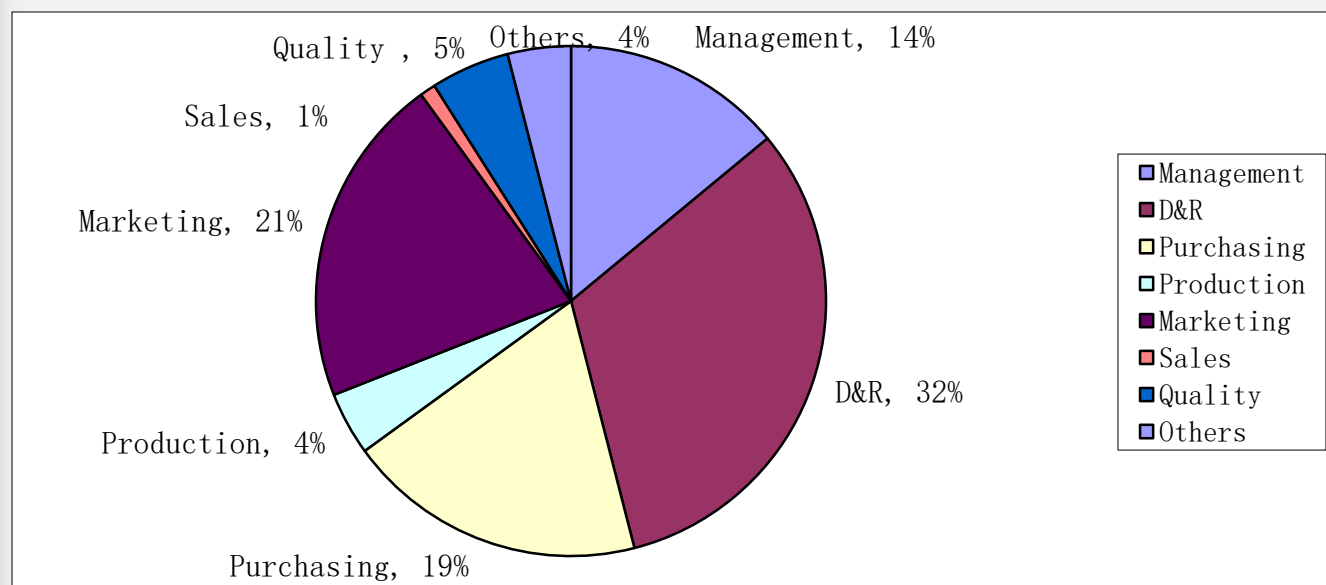


➤ FIC 2018 Statistics



- **Visitors Classification**

(a survey from 264 visitors)

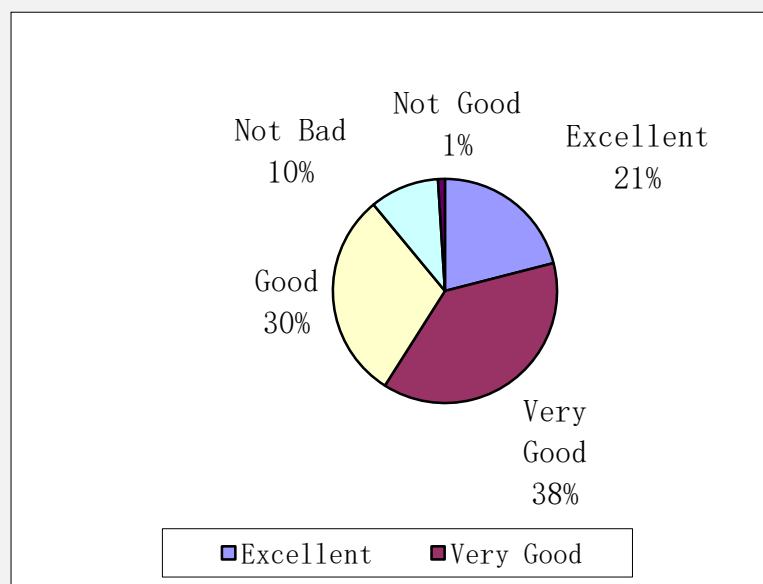


➤ FIC 2018 Statistics



- **Visitors' evaluation to FIC 2018**

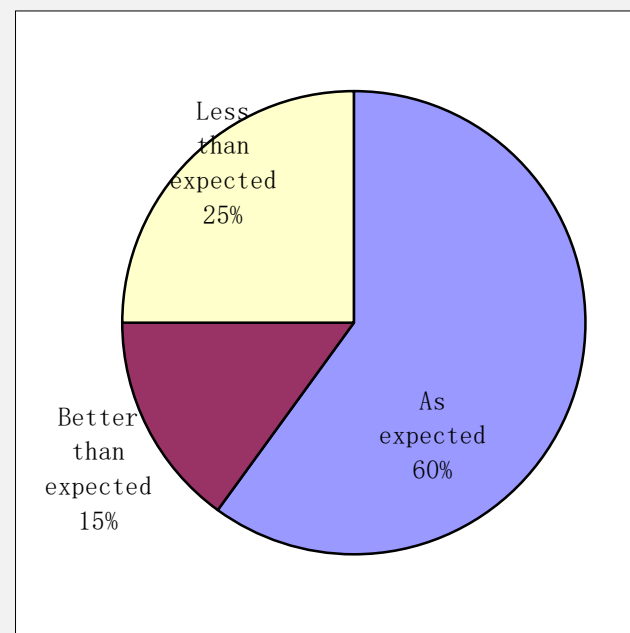
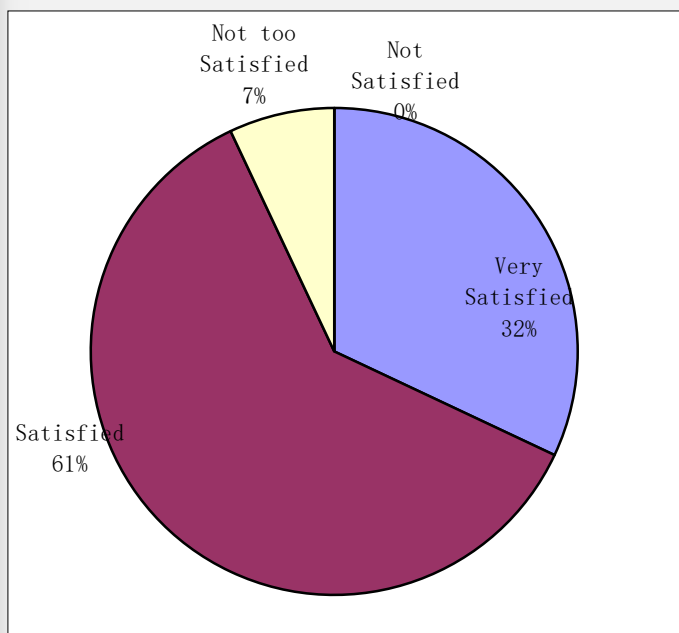
(a survey from 219 visitors)



➤ FIC 2018 Statistics



- **Exhibitor's degree of satisfaction on participation**
(a survey from 165 exhibitors)
- **Exhibitor's evaluation to FIC 2018**

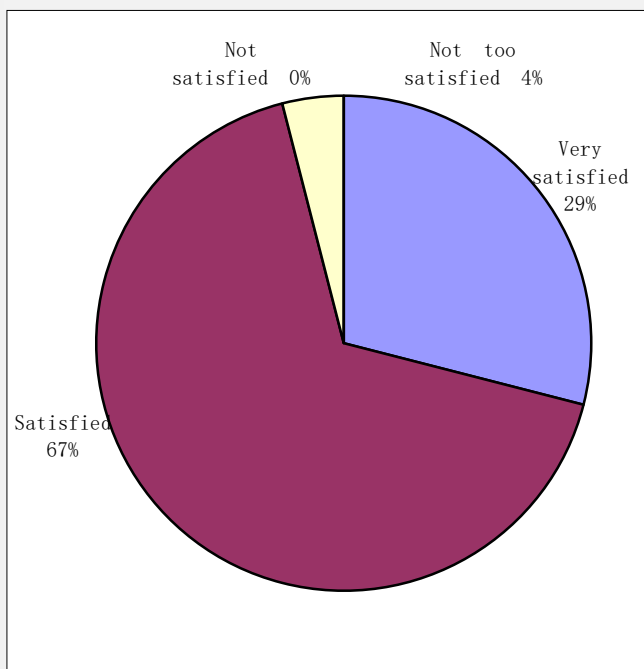


note: mostly dissatisfied with the location of booth

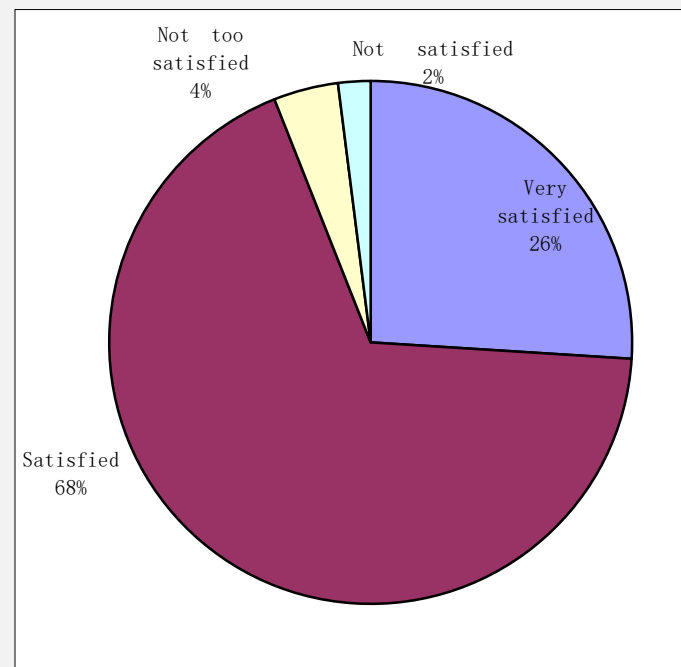
➤ FIC 2018 Statistics



- Exhibitor's evaluation to domestic visitor's quality



- Exhibitor's evaluation to overseas visitor's quality





Food Ingredients China 2019

Focusing on food industry

Larger and more exciting

<http://en.fic.cfaa.cn>

See you at FIC 2019

March 18 to 20

National Exhibition & Convention Center Shanghai