



SPECIFICATION	Model	Soft 103				
	Flavour	Classic Flavours + 1 Twist				
	Hourly Output 75 gms portion	380				
	Tank Capacity	8 + 8 ltr.				
	Overrun	Pump -	✓	Gravity Feeding Valve		✗
	Electric Power **	Volts	Cycles	Phase	K.W.	
		380	50	3	3.3	
		220	50	1	3.3	
	Condenser	Air Cooled				
	Dimensions (mm)	L - 770	W - 520	H - 1420		
Freezing Cylinder Capacity	1.2 + 1.2 in Liter					

## ◀ SOFT 103

FOR SOFT SERVE & FROZEN YOGURT

## SOFT 103 GF ▶

SPECIFICATION	Model	Soft 103 GF				
	Flavour	Classic Flavours + 1 Twist				
	Hourly Output 100 gms portion	225				
	Tank Capacity	8 + 8 ltr.				
	Overrun	Pump	✗	Gravity Feeding Valve		✓
	Electric Power **	Volts	Cycles	Phase	K.W.	
		380	50	3	3	
		220	50	1	3	
	Condenser	Air Cooled				
	Dimensions (mm)	L - 710	W - 520	H - 1420		
Freezing Cylinder Capacity	1.2 + 1.2 in Liter					

> Variable Production data, based on ambient temperature and type of mix used. > \*\*Different Electrical specification available upon request and with price surcharge. > Machine is available with refrigerant R-22 or R-404a as per required > The dimensions and other indicative and place no obligation on the manufacturer. > \* The Manufacturer Reserves the right to make any changes in form and materials without prior notice. > Imitation of label / graphic is punishable offence.





FOR SOFT SERVE & FROZEN YOGURT



SPECIFICATION	Model	Soft 103 / B				
	Flavour	Classic Flavours + 1 Twist				
	Hourly Output 75 gms portion	850				
	Tank Capacity	12 + 12 ltr.				
	Overrun	Pump	✓	Gravity Feeding Valve		✗
	Electric Power **	Volts	Cycles	Phase	K.W.	
		380	50	3	6.4	
		220	50	1	6.4	
	Condenser	Air Cooled				
	Dimensions (mm)	L - 815	W - 655	H - 1565		
Freezing Cylinder Capacity	1.8 + 1.8 in Liter					

SPECIFICATION	Model	Soft 103 / D				
	Flavour	Classic Flavours + 1 Twist				
	Hourly Output 75 gms portion	390				
	Tank Capacity	8 + 8 ltr.				
	Overrun	Pump -	✓	Gravity Feeding Valve		✗
	Electric Power **	Volts	Cycles	Phase	K.W.	
		380	50	3	3.7	
		220	50	1	3.7	
	Condenser	Air Cooled				
	Dimensions (mm)	L - 860	W - 555	H - 1490		
Freezing Cylinder Capacity	1.2 + 1.2 in Liter					

SPECIFICATION	Model	Soft 103 / D / G				
	Flavour	Classic Flavours + 1 Twist				
	Hourly Output 100 gms portion	285				
	Tank Capacity	8 + 8 ltr.				
	Overrun	Pump	✗	Gravity Feeding Valve		✓
	Electric Power **	Volts	Cycles	Phase	K.W.	
		380	50	1	3.6	
		220	50	1	3.6	
	Condenser	Air Cooled				
	Dimensions (mm)	L - 800	W - 555	H - 1420		
Freezing Cylinder Capacity	1.2 + 1.2 in Liter					

#### ALL MACHINES ARE DOUBLE COMPRESSOR & MOTOR

> Variable Production data, based on ambient temperature and type of mix used. > \*\*Different Electrical specification available upon request and with price surcharge. > Machine is available with refrigerant R-22 or R-404a as per required > The dimensions and other indicative and place no obligation on the manufacturer. > \* The Manufacturer Reserves the right to make any changes in form and materials without prior notice. > Imitation of label / graphic is punishable offence.

## Customized Topping Bar



We are manufacture refrigerated topping counter as per customer requirements.

The Machine is available in single phase.

Also available with frost free storage cabinet which is gives +4'c to +10'c temperature (as per requirement)

All machine dimensions are as per required



D-29, 1st Floor, Adarsh-II, Industrial Estate,  
B/h, Ashish Mangalam Cinema, Odhav, Ahmedabad - 382415.  
GSM : +91-8511021552 / 9377740253 ; Phone : +91 79 22870029  
E-mail : info@dtplsoftservemachine.com ; sales@dtplsoftservemachine.com

**DEVI TECHNOCRAFT PVT. LTD.**  
[www.dtplsoftservemachine.com](http://www.dtplsoftservemachine.com)




## *Customized Topping Bar*



*Cone Holder*



*Cone Holder*



D-29, 1st Floor, Adarsh-II, Industrial Estate,  
B/h, Ashish Mangalam Cinema, Odhav, Ahmedabad - 382415.  
GSM : +91-8511021552 / 9377740253 ; Phone : +91 79 22870029  
E-mail : [info@dtplsoftservemachine.com](mailto:info@dtplsoftservemachine.com) ; [sales@dtplsoftservemachine.com](mailto:sales@dtplsoftservemachine.com)

**DEVI TECHNOCRAFT PVT. LTD.**  
[www.dtplsoftservemachine.com](http://www.dtplsoftservemachine.com)



SPECIFICATION	Model	Soft 103 / PT				
	Flavour	Classic Flavours + 1 Twist				
	Hourly Output 75 gms portion	300				
	Tank Capacity	8 + 8 Ltr.				
	Overrun	Pump	✓	Gravity Feeding Valve		✗
	Electric Power **	Volts	Cycles	Phase	K.W.	
		380	50	3	3.1	
		220	50	1	3.1	
	Condenser	Air Cooled				
	Dimensions (mm)	L - 880	W - 520	H - 880		
Freezing Cylinder Capacity	1.2 + 1.2 in Liter					

## ◀ SOFT 103 PT

FOR SOFT SERVE & FROZEN YOGURT

## SOFT 103 GT ▶

SPECIFICATION	Model	Soft 103 GT					
	Flavour	Classic Flavours + 1 Twist					
	Hourly Output 100 gms portion	160					
	Tank Capacity	8 + 8 ltr.					
	Overrun	Pump	✗	Gravity Feeding Valve			✓
	Electric Power **	Volts	Cycles	Phase	K.W.		
		380	50	3	2.9		
		220	50	1	2.9		
	Condenser	Air Cooled					
	Dimensions (mm)	L - 840	W - 520	H - 875			
Freezing Cylinder Capacity	1.2 + 1.2 in Liter						

> Variable Production data, based on ambient temperature and type of mix used. > \*\*Different Electrical specification available upon request and with price surcharge. > Machine is available with refrigerant R-22 or R-404a as per required > The dimensions and other indicative and place no obligation on the manufacturer. > \* The Manufacturer Reserves the right to make any changes in form and materials without prior notice. > Imitation of label / graphic is punishable offence.





SPECIFICATION	Model	Hardee 5			
	Hourly Output	12 / 18 ltr.	18 / 26 kg.		
	Electric Power **	Volts	Cycles	Phase	K.W.
		380	50	3	3.5
	Condenser	Air Cooled			
	Dimensions (mm)	L - 1025	W - 500	H - 1395	
	Freezing Cylinder Capacity	6 in Liter			

## ◀ HARDEE-5

## HARDEE-3 ▶


SPECIFICATION	Model	Hardee 3			
	Hourly Output	9 / 10 ltr.	6 / 7 kg.		
	Electric Power **	Volts	Cycles	Phase	K.W.
		220	50	1	1.5
	Condenser	Air Cooled			
	Dimensions (mm)	L - 700	W - 400	H - 650	
	Freezing Cylinder Capacity	2.5 in Liter			

> Variable Production data, based on ambient temperature and type of mix used. > \*\*Different Electrical specification available upon request and with price surcharge. > Machine is available with refrigerant R-22 or R-404a as per required > The dimensions and other indicative and place no obligation on the manufacturer. > \* The Manufacturer Reserves the right to make any changes in form and materials without prior notice. > Imitation of label / graphic is punishable offence.







SPECIFICATION	Model		Aging Vat			
	Capacity (Ltr.)		100	150	250	
	Electric Power **	Volts	380	380	380	
		Cycles	50	50	50	
		Phase	3	3	3	
		K.W.	1.32	1.82	2.88	
	Dimensions (mm)	L	1045	1075	1230	
		W	625	760	790	
		H	850	1240	1390	
	Condenser		Air Cooled			

SPECIFICATION	Model		Pasteuriser			
	Capacity (Ltr.)		100	150	250	
	Electric Power **	Volts	380	380	380	
		Cycles	50	50	50	
		Phase	3	3	3	
		K.W.	0.38	0.38	0.38	
	Dimensions (mm)	L	775	845	860	
		W	615	695	760	
		H	1280	1300	1325	
	Operating System		LPG Gas			

SPECIFICATION	Model		Batch Freezer			
	Capacity (Ltr.)		10	20		
	Electric Power **	Volts	380	380		
		Cycles	50	50		
		Phase	3	3		
		K.W.	3.20	3.80		
	Dimensions (mm)	L	980	1240		
		W	610	610		
		H	1430	1430		

> Variable Production data, based on ambient temperature and type of mix used. > \*\*Different Electrical specification available upon request and with price surcharge. > Machine is available with refrigerant R-22 or R-404a as per required > The dimensions and other indicative and place no obligation on the manufacturer. > \* The Manufacturer Reserves the right to make any changes in form and materials without prior notice. > Imitation of label / graphic is punishable offence.



SPECIFICATION	Model	Soft 101 PT				
	Flavour	Single Classic				
	Hourly Output 75 gms portion	190				
	Tank Capacity	8 Ltr.				
	Overrun	Pump -	✓	Gravity Feeding Valve		✗
	Electric Power **	Volts	Cycles	Phase	K.W.	
		380	50	3	2.0	
		220	50	1	2.0	
	Condenser	Air Cooled				
	Dimensions (mm)	L - 830	W - 465	H - 860		
	Freezing Cylinder Capacity	1.2 in Liter				



FOR SOFT SERVE & FROZEN YOGURT

SPECIFICATION	Model	Soft 101 / ST				
	Flavour	Single Classic				
	Hourly Output 100 gms portion	90				
	Tank Capacity	6 ltr.				
	Overrun	Pump -	✗	Gravity Feeding Valve		✓
	Electric Power **	Volts	Cycles	Phase	K.W.	
		220	50	1	1.3	
	Condenser	Air Cooled				
	Dimensions (mm)	L - 710	W - 360	H - 760		
	Freezing Cylinder Capacity	0.8 + 0.8 in Liter				



FOR SOFT SERVE & FROZEN YOGURT

SPECIFICATION	Model	Soft 101 GT				
	Flavour	Single Classic				
	Hourly Output 100 gms portion	90				
	Tank Capacity	8 ltr.				
	Overrun	Pump -	✗	Gravity Feeding Valve		✓
	Electric Power **	Volts	Cycles	Phase	K.W.	
		380	50	3	1.8	
		220	50	1	1.8	
	Condenser	Air Cooled				
	Dimensions (mm)	L - 830	W - 465	H - 860		
Freezing Cylinder Capacity	1.2 in Liter					

> Variable Production data, based on ambient temperature and type of mix used. > \*\*Different Electrical specification available upon request and with price surcharge. > Machine is available with refrigerant R-22 or R-404a as per required > The dimensions and other indicative and place no obligation on the manufacturer. > \* The Manufacturer Reserves the right to make any changes in form and materials without prior notice. > Imitation of label / graphic is punishable offence.





SPECIFICATION	Model	Soft 101 / B / PT				
	Flavour	Single Classic				
	Hourly Output 75 gms portion	430				
	Tank Capacity	12 ltr.				
	Overrun	Pump -	✓	Gravity Feeding Valve		✗
	Electric Power **	Volts	Cycles	Phase	K.W.	
		380	50	3	3.2	
		220	50	1	3.2	
	Condenser	Air Cooled				
	Dimensions (mm)	L - 975	W - 520	H - 960		
Freezing Cylinder Capacity	1.8 in Liter					

## ◀ SOFT 101/B/PT

## SOFT 101/PF ▶



SPECIFICATION	Model	Soft 101 / PF					
	Flavour	Single Classic					
	Hourly Output 75 gms portion	430					
	Tank Capacity	12 ltr.					
	Overrun	Pump -	✓	Gravity Feeding Valve			✗
	Electric Power **	Volts	Cycles	Phase	K.W.		
		380	50	3	3.2		
		220	50	1	3.2		
	Condenser	Air Cooled					
	Dimensions (mm)	L - 860	W - 465	H - 1510			
Freezing Cylinder Capacity	1.8 in Liter						

> Variable Production data, based on ambient temperature and type of mix used. > \*\*Different Electrical specification available upon request and with price surcharge. > Machine is available with refrigerant R-22 or R-404a as per required > The dimensions and other indicative and place no obligation on the manufacturer. > \* The Manufacturer Reserves the right to make any changes in form and materials without prior notice. > Imitation of label / graphic is punishable offence.



SPECIFICATION	Model	Shake Master / S				
	Flavour	Single				
	Hourly Output	12 kg				
	Tank Capacity	6 Ltr.				
	Overrun	Pump -	✗	Gravity Feeding Valve		✓
	Electric Power **	Volts	Cycles	Phase	K.W.	
		220	50	1	1	
	Condenser	Air Cooled				
	Dimensions (mm)	L - 725	W - 405	H - 725		
	Freezing Cylinder Capacity	3.5 in Liter				

## ◀ SHAKE MASTER / S

## SHAKE MASTER ▶

SPECIFICATION	Model	Shake Master					
	Flavour	Single					
	Hourly Output	22 kg					
	Tank Capacity	8 ltr.					
	Overrun	Pump -	✗	Gravity Feeding Valve			✓
	Electric Power **	Volts	Cycles	Phase	K.W.		
		220	50	1	1.5		
	Condenser	Air Cooled					
	Dimensions (mm)	L - 785	W - 465	H - 815			
	Freezing Cylinder Capacity	4.5 in Liter					

> Variable Production data, based on ambient temperature and type of mix used. > \*\*Different Electrical specification available upon request and with price surcharge. > Machine is available with refrigerant R-22 or R-404a as per required > The dimensions and other indicative and place no obligation on the manufacturer. > \* The Manufacturer Reserves the right to make any changes in form and materials without prior notice. > Imitation of label / graphic is punishable offence.







SPECIFICATION	Model	Soft 106					
	Flavour	Classic Flavours + 1 Twist + 3 Ripple					
	Hourly Output 75 gms portion	380					
	Tank Capacity	8 + 8 ltr.					
	Overrun	Pump	✓	Gravity Feeding Valve			✗
	Electric Power **	Volts	Cycles	Phase	K.W.		
		380	50	3	3.4		
		220	50	1	3.4		
	Condenser	Air Cooled					
	Dimensions (mm)	L - 895	W - 520	H - 1420			
Freezing Cylinder Capacity	1.2 + 1.2 in Liter						

## ◀ SOFT 106

## SOFT 104 ▶

SPECIFICATION	Model	Soft 104						
	Flavour	Classic Flavour + 3 Ripple						
	Hourly Output 75 gms portion	430						
	Tank Capacity	12 ltr.						
	Overrun	Pump -	✓	Gravity Feeding Valve			✗	
	Electric Power **	Volts	Cycles	Phase	K.W.			
		380	50	3	3.4			
	Condenser	Air Cooled						
	Dimensions (mm)	L - 860	W - 465	H - 1510				
Freezing Cylinder Capacity	1.8 in Liter							

> Variable Production data, based on ambient temperature and type of mix used. > \*\*Different Electrical specification available upon request and with price surcharge. > Machine is available with refrigerant R-22 or R-404a as per required > The dimensions and other indicative and place no obligation on the manufacturer. > \* The Manufacturer Reserves the right to make any changes in form and materials without prior notice. > Imitation of label / graphic is punishable offence.







SPECIFICATION	Model	Soft 106 / D / Color					
	Flavour	Classic Flavours + 1 Twist + 3 Ripple					
	Hourly Output 75 gms portion	390					
	Tank Capacity	8 + 8 ltr.					
	Overrun	Pump	✓	Gravity Feeding Valve			✗
	Electric Power **	Volts	Cycles	Phase	K.W.		
		380	50	3	3.9		
		220	50	1	3.9		
	Condenser	Air Cooled					
	Dimensions (mm)	L - 910	W - 555	H - 1490			
	Freezing Cylinder Capacity	1.2 + 1.2 in Liter					
	Compressor & Motor	2 Compressors & 2 Motors					


## ◀ SOFT 106/D/Color

## SOFT 106/B/Color ▶

SPECIFICATION	Model	Soft 106 / B / Color				
	Flavour	Classic Flavours + 1 Twist + 3 Ripple				
	Hourly Output 75 gms portion	850				
	Tank Capacity	12 + 12 Ltr.				
	Overrun	Pump	✓	Gravity Feeding Valve		✗
	Electric Power **	Volts	Cycles	Phase	K.W.	
		380	50	3	6.5	
	Condenser	Air Cooled				
	Dimensions (mm)	L - 995	W - 655	H - 1565		
	Freezing Cylinder Capacity	1.8 + 1.8 in Liter				
	Compressor & Motor	2 Compressors & 2 Motors				

> Variable Production data, based on ambient temperature and type of mix used. > \*\*Different Electrical specification available upon request and with price surcharge. > Machine is available with refrigerant R-22 or R-404a as per required > The dimensions and other indicative and place no obligation on the manufacturer. > \* The Manufacturer Reserves the right to make any changes in form and materials without prior notice. > Imitation of label / graphic is punishable offence.





SPECIFICATION	Model		Fries Maker	
	Product Name		DFM-I	DFM-II
	Capacity in Ltr.		5	5+5
	Electric Power **	Volts	230	230
		Cycles	50	50
		Phase	1	1
		K.W.	1.5	3
	Dimensions (mm)	L	480	480
		W	255	465
		H	360	360

SPECIFICATION	Model		Waffle Cone Maker			
	Product Name		DWCM			
	Electric Power **	Volts	230			
		Cycles	50			
		Phase	1			
		K.W.	1.5			
	Dimensions		mm	L - 380	W - 270	H - 270

SPECIFICATION	Model		Choco Dipper					
	Product Name		DCD-S			DCD-B		
	Dip Capacity in Ltr.		1.25			3		
	Electric Power **	Volts	230			230		
		Cycles	50			50		
		Phase	1			1		
		K.W.	0.15			0.15		
	Dimensions		mm	L-180	W-195	H-200	L-320	W-195 H-200

SPECIFICATION	Model		Sandwich Maker	
	Product Name		DSM-I	DSM-II
	Electric Power **	Volts	230	230
		Cycles	50	50
		Phase	1	1
		K.W.	2.5	5
	Dimensions (mm)	L	470	470
		W	335	685
		H	305	305

> The dimensions and other indicative and place no obligation on the manufacturer. > \* The Manufacturer Reserves the right to make any changes in form and materials without prior notice. > Limitation of label / graphic is punishable offence.





SPECIFICATION	Model	Soft 103 / S				
	Flavour	Classic Flavours + 1 Twist				
	Hourly Output 100 gms portion	140				
	Tank Capacity	6 + 6 ltr.				
	Overrun	Pump	✗	Gravity Feeding Valve		✓
	Electric Power **	Volts	Cycles	Phase	K.W.	
		380	50	3	2	
		220	50	1	2	
	Condenser	Air Cooled				
	Dimensions (mm)	L - 660	W - 460	H - 1340		
Freezing Cylinder Capacity	0.8 + 0.8 in Liter					

## ◀ SOFT 103 / S

BOTH MACHINE FOR SOFT SERVE & FROZEN YOGURT

## SOFT 103 / ST ▶

SPECIFICATION	Model	Soft 103 / ST				
	Flavour	Classic Flavours + 1 Twist				
	Hourly Output 100 gms portion	110				
	Tank Capacity	6 + 6 ltr.				
	Overrun	Pump	✗	Gravity Feeding Valve		✓
	Electric Power **	Volts	Cycles	Phase	K.W.	
		380	50	3	2	
		220	50	1	2	
	Condenser	Air Cooled				
	Dimensions (mm)	L - 660	W - 460	H - 840		
Freezing Cylinder Capacity	0.8 + 0.8 in Liter					

> Variable Production data, based on ambient temperature and type of mix used. > \*\*Different Electrical specification available upon request and with price surcharge. > Machine is available with refrigerant R-22 or R-404a as per required > The dimensions and other indicative and place no obligation on the manufacturer. > \* The Manufacturer Reserves the right to make any changes in form and materials without prior notice. > Imitation of label / graphic is punishable offence.







SPECIFICATION	Model	Shake Master / PF				
	Flavour	Single				
	Hourly Output	34 kg				
	Tank Capacity	20 ltr.				
	Overrun	Pump -	✓	Gravity Feeding Valve		✗
	Electric Power **	Volts	Cycles	Phase	K.W.	
		380	50	3	2.3	
		220	50	1	2.3	
	Condenser	Air Cooled				
	Dimensions (mm)	L - 950	W - 460	H - 1435		
Freezing Cylinder Capacity	6 in Liter					

## ◀ SHAKE MASTER / PF

## SHAKE MASTER / SP ▶

SPECIFICATION	Model	Shake Master / SP				
	Flavour	Shake & Slush				
	Hourly Output	12 + 12 kg				
	Tank Capacity	8 + 8 ltr.				
	Overrun	Pump	✗	Gravity Feeding Valve		✓
	Electric Power **	Volts	Cycles	Phase	K.W.	
		220	50	1	2	
	Condenser	Air Cooled				
	Dimensions (mm)	L - 895	W -660	H - 825		
	Freezing Cylinder Capacity	3.5 + 3.5 in Liter				
	Compressor & Motor	2 Compressor & 2 Motor				

> Variable Production data, based on ambient temperature and type of mix used. > \*\*Different Electrical specification available upon request and with price surcharge. > Machine is available with refrigerant R-22 or R-404a as per required > The dimensions and other indicative and place no obligation on the manufacturer. > \* The Manufacturer Reserves the right to make any changes in form and materials without prior notice. > Imitation of label / graphic is punishable offence.





▲ HARDEE-1

SPECIFICATION	Model	Hardee 1			
	Hourly Output	2.5 / 3 kg.			
	Electric Power **	Volts	Cycles	Phase	K.W.
		220	50	1	0.6
	Condenser	Air Cooled			
	Dimensions (mm)	L - 340	W - 580	H - 470	
	Freezing Cylinder Capacity	1.2 in Liter			



▲ FLAVOURS MAGIC

Specific design for rainbow attachment for serving six flavour at one time on single classic flavour. Also fixing attachment with our all soft serve machine.

## ICE PAN MACHINE ▶



> Variable Production data, based on ambient temperature and type of mix used. > \*\*Different Electrical specification available upon request and with price surcharge. > Machine is available with refrigerant R-22 or R-404a as per required > The dimensions and other indicative and place no obligation on the manufacturer. > \* The Manufacturer Reserves the right to make any changes in form and materials without prior notice. > Imitation of label / graphic is punishable offence.