








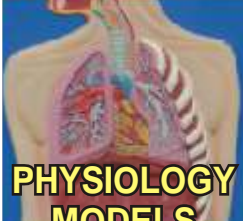












Kansil's SCIENCE CATALOGUE 2014-15

**MOST MODERN & INDISPENSABLE
TEACHING LEARNING MATERIAL
FOR PHYSICS, CHEMISTRY, BOTANY, ZOOLOGY**

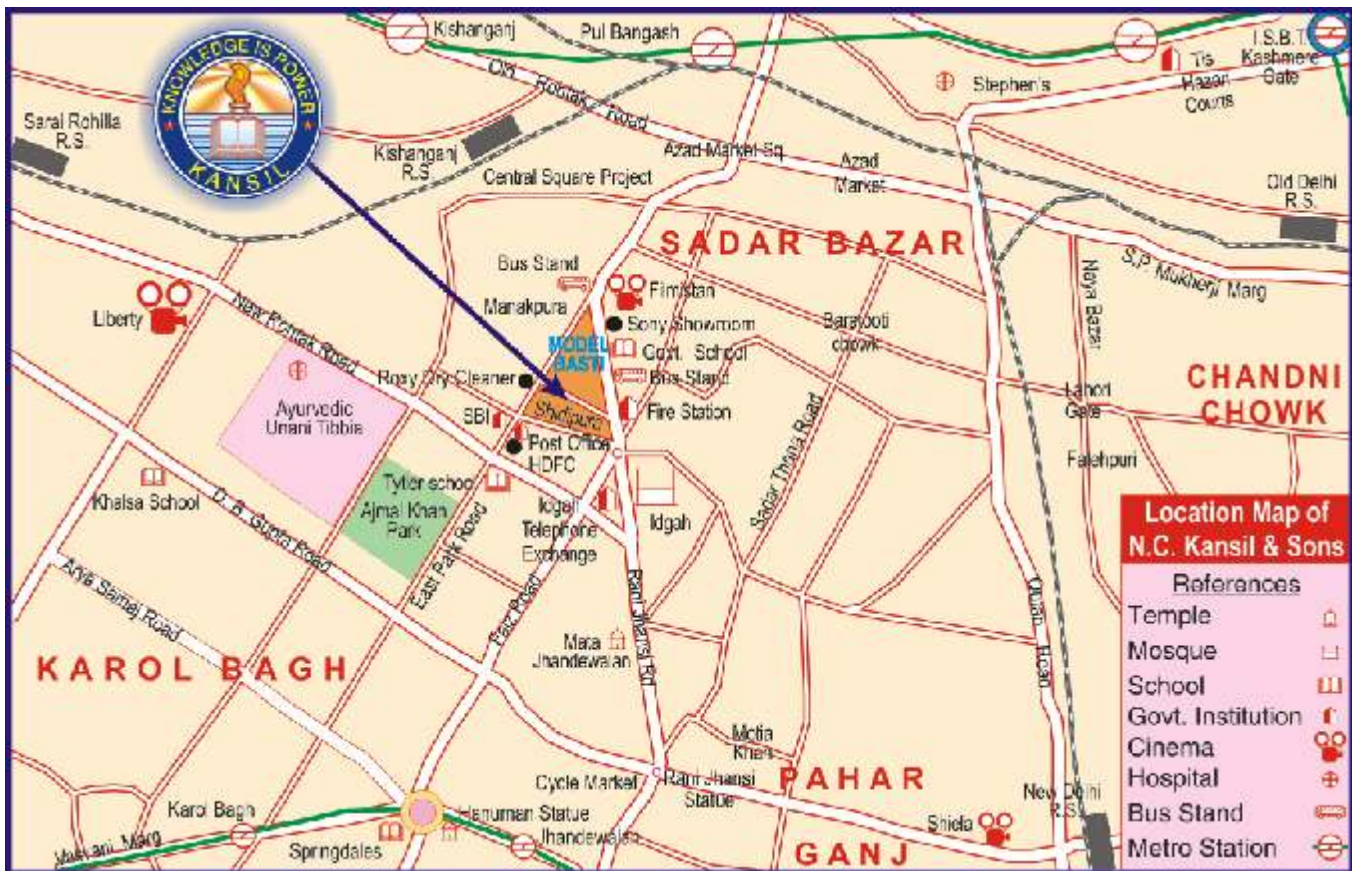
k	 SKELETON MODELS	n	 ANATOMY MODELS	o	 BINOCULARS
 CHARTS	w	 TORSO MODELS	l	 FROG KITS	e
d	 PORTRAITS	g	 SCIENCE KITS	e	 TRANSPARENT LUNG
 PHYSIOLOGY MODELS	 www.nckkansil.com	 BRAIN	f	 SKIN MODEL	s
 Established 1952	 BOTANY MODEL	p	 ROBOTICS KIT	o	 SCIENTIST LIFE SKETCH
 SOLAR KIT	w	 ZOOLOGY MODEL	e	 DNA MODEL	r

Dear Patron,

Our Science Catalogue 2014-15 is being presented with immense pleasure and confidence. As a continuous research and development is a way of life with us, we have been adding very new innovative articles to expand our range of products.

This year we have added some kits for the young students to inculcate in them a spirit of creativity in robotics, electronics as well as other subjects.

Some models are introduced which are world class and yet suitable for every budget. We are sure that a perusal of the catalogue will be a rich experience and the articles will enrich your Science Lab.



CONTENTS

ITEM	Page
SCIENCE SECTION	1-12
Science & Technology Charts	1-6
Botany Charts	1-2
Zoology Charts	2
Chemistry Charts	3-4
Physics Charts	4-5
General Charts	6
Genetics And Evolution Charts, AIDS Charts	7
Periodic Table Chart, Lab Display Charts, Life Sketch of Scientists	8
Food And Nutrition Charts	9
3-D Biology Models (Models on Botany, Zoology and Flowers)	10
3-D Human Anatomy Models	10
Special Models on Human Anatomy	11
Portraits of Great Personalities (Great Scientists, Gems of Psychology)	12
HEALTH & HYGIENE SECTION	13-17
Health Care Series, Prevent The Diseases	13
Human Physiology Charts Laminated	14
Human Physiology Charts Synthetic	15
First Aid Charts	16
Yogasan Charts	17
DISPLAY SYSTEM	18-20
Laminated Black or Green Boards, Black Board Instruments	18
Stand for The Display Boards	18
White Boards, Notice Boards, Goldsign Display Boards, Map Stands	19
Preskograph Aids & Interchangeable Boards	20
HUMAN PHYSIOLOGY AND ANATOMY MODELS	21-29
Bone & Skeleton Models	21-23
Human Anatomy Models	23
Digestive System	24
Heart & Circulatory System, Skin	25
Eye, Brain & Nervous System, Ear	26
Respiratory System	27
Dental Models, Excretory System	28
Reproductive System, New Biology Models	29
Build Your Own Human Anatomy Museum	29
IMPORTED TEACHING AIDS	30-32
Telescopes	30
Binoculars, Frog Dissecting Kit, Chemistry Lab Kit, Videoscope	31
Microscopes, Solar Kit, Mini Solar System	32
SCIENCE KITS	33-36
New Science Teaching Kits	33-35
Student Balance Kit	35
Robotics Kits	36
VISUAL TEACHING AIDS	37-39
Overhead Projector, Slide Projector, Accessories	37
OHP Transparencies, Slides	38-39
VIDEO CDs	39-42
Indian School Syllabus on CDs (Biology, Physics, Chemistry)	39-41
Technical Education	41
Business Management, V-Teach Teacher Training Video Courses	42

Some Tips to Study the Catalogue

Welcome! - You are about to enter the wonderfully exciting world of Teaching Aids. In the pages of these catalogues you will come to know the products manufactured and marketed by us. Before you start browsing through them we give below some tips that will help you to study it better and effectively.

1. All the articles are manufactured in very heavy quantity by using very costly designs, dies and patterns. As such the size and description cannot be changed or altered at will. Please prepare your requirements according to the material and size mentioned in the catalogue.
2. All the articles are properly coded. Please mention the code and language.
3. The illustrations of charts are very selective. Each and every chart cannot be displayed in the catalogue. As such while placing an order please consult the detailed list mentioned therein.
4. The panorama of the Teaching Learning material has been very well arranged subjectwise and where ever necessary we have given cross references.
5. Applicability of Value Added Tax or CST and other overhead expences have been mentioned below. Please go through the same.
6. It may be stated that the division of the catalogue is just for the sake of convenience. You may place your requirements with us all in one lot.

PLEASE NOTE

1. Customers' full satisfaction is our business policy. We are fully confident of the high standard and quality of our products.
2. To avoid delay in the execution of your order, please be careful as to mention:
 - a. The size & language of the map, chart, model or globe required by you.
 - b. Your nearest Railway Station and the name of your bankers.
3. The prices mentioned are nett, Ex-godown. Packing, Forwarding and Transportation charges extra. Maps, Charts and Globes are exempted from Value Added Tax/Central Sales Tax . On other articles VAT/CST @ 12.5% is extra.
4. Please mention very clearly your exact requirements mentioning either the cost or our catalogue page No. and serial No. This will help us in processing your indents at a faster speed.
5. Images shown in the catalogue are for reference only. It may differ in colour or shade from actual product.
6. All disputes subject to Delhi Courts Jurisdiction only.

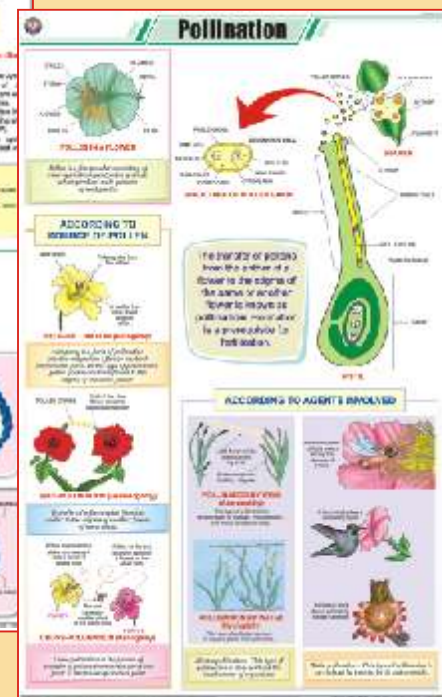
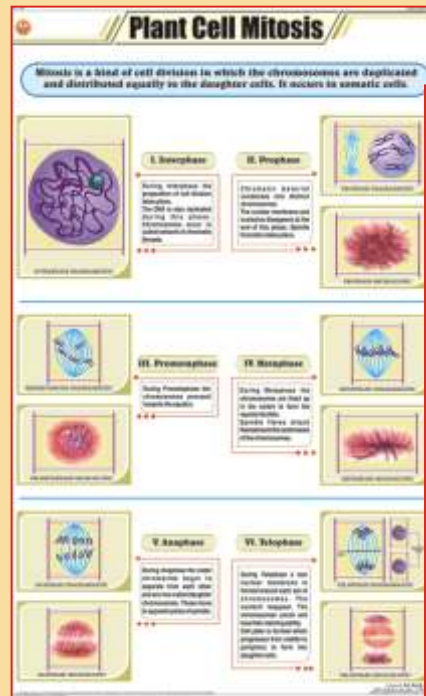
SCIENCE AND TECHNOLOGY CHARTS

size 58 x 90 cm (In English only)

The charts aim at familiarising students with the subject in a very realistic way and in social context. These delineate the process of life and of the technology that conditions our world today. The students will come to know the intricacies of the phenomenon and how it can be best used for the benefit of mankind. Using the latest printing technology the charts are printed on art paper in full colours and are duly laminated on both sides with thick plastic film and are fitted with plastic rollers.

BOTANY

- STB01 Plant Kingdom
- STB02 Typical Plant
- STB03 Typical Plant Cell
- STB04 Plant Cell Organelles
- STB05 Plant Tissues
- STB06 Plant Cell Mitosis
- STB07 Plant Cell Meiosis
- STB08 T.S. Stem - Monocot
- STB09 T.S. Dicot Stem (Sunflower)
- STB10 T.S. Root - Monocot
- STB11 T.S. of Dicot Root
- STB12 T.S. Leaf - Monocot
- STB13 T.S. Leaf - Dicot
- STB14 Types of Leaves
- STB15 Root Systems
- STB16 Structure of Flower
- STB17 Calyx and Corolla
- STB18 Inflorescences
- STB19 Fruits
- STB20 The Seed : Structure & Germination
- STB21 Germination of Seed : Bean & Pea
- STB22 Dispersal of Fruits & Seeds
- STB23 Photosynthesis
- STB24 Plant Diseases
- STB25 Reproduction in Plants
- STB26 Pollination
- STB27 Double Fertilization
- STB28 Artificial Vegetative Propagation
- STB29 Stem Modifications
- STB30 Root Modifications
- STB31 Hydrophytes
- STB32 Mesophytes
- STB33 Xerophytes
- STB34 Insectivorous Plants
- STB35 Fungi



Each Rs. 150.00

BOTANY

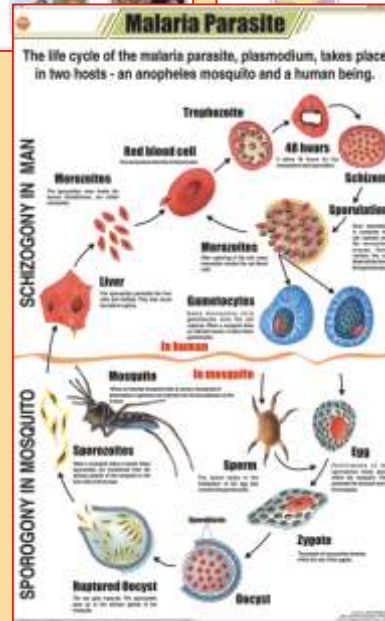
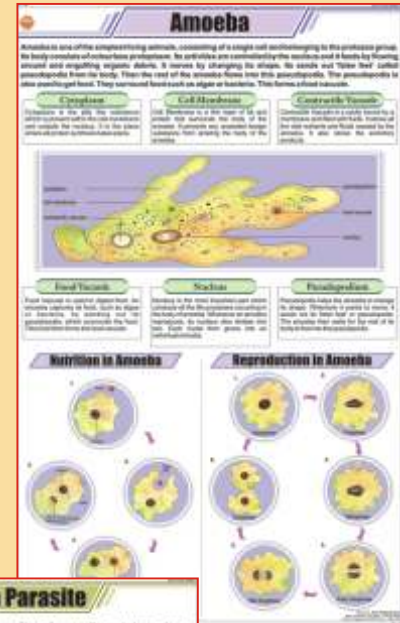
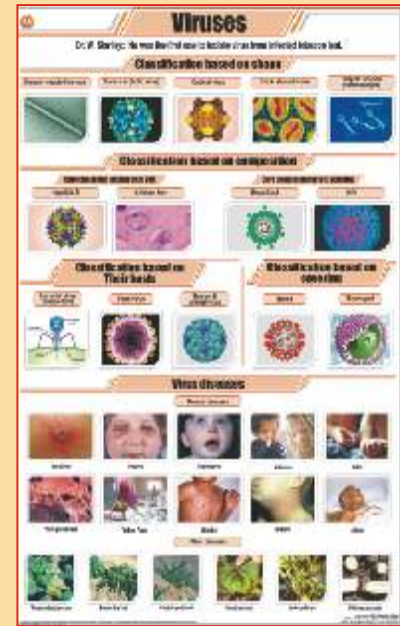
- STB36 Algae
- STB37 Viruses
- STB38 Bacteria
- STB39 Life Cycle of Fern
- STB40 Life Cycle of Moss
- STB41 Spirogyra
- STB42 Life Cycle of Mushroom

Each Rs. 150.00

ZOOLOGY

- STZ01 Animal Kingdom
- STZ02 Animal Cell
- STZ03 Animal Cell Organelles
- STZ04 Animal Tissues
- STZ05 Animal Cell Mitosis
- STZ06 Animal Cell Meiosis
- STZ07 Gametogenesis in Animals
- STZ08 Fertilization in Animals
- STZ09 Protozoa
- STZ10 Amoeba
- STZ11 Malaria Parasite
- STZ12 Paramecium
- STZ13 Hydra
- STZ14 Liver Fluke
- STZ15 Tapeworm
- STZ16 Roundworm (Ascaris)
- STZ17 Hookworm
- STZ18 Life History of Mosquito
- STZ19 Life Cycle of Butterfly
- STZ20 Life History of Housefly
- STZ21 Life History of frog
- STZ22 Human Blood
- STZ23 Body's Defense
- STZ24 Harmful Insects
- STZ25 Beneficial Insects
- STZ26 Food Habits of Birds
- STZ27 Fish Anatomy
- STZ28 Birth of a Bird's Chick
- STZ29 Earthworm I : Ext. Morphology & Reproduction
- STZ30 Earthworm II : Blood Circulation, Respiratory & Nervous System
- STZ31 Earthworm III : Digestion, Skin & Excretion
- STZ32 Cockroach I: Morphology & Reproduction
- STZ33 Cockroach II : Blood Circulation, Respiratory & Nervous System
- STZ34 Cockroach III : Digestion, Excretory, Skin & Muscles
- STZ35 Vertebrate Classes

Each Rs. 150.00



CHEMISTRY

- STC01 Atom And Atomic Structure
- STC02 Chemical Reactivity of an Element
- STC03 Chemical Reaction & its Characteristics
- STC04 Classification of Chemical Reactions
- STC05 Valencies of Elements
- STC06 Chemical Bonds
- STC07 Combustion
- STC08 Separation of Substances
- STC09 Atmosphere and Composition of Air
- STC10 Occurrence and Forms of Carbon
- STC11 Carbon dioxide and Carbon Monoxide
- STC12 Carbonates and Bicarbonates
- STC13 Sulphur
- STC14 Mole Concept
- STC15 Composition of Water by Weight
- STC16 Different Kinds of Cells
- STC17 Electroplating & Corrosion
- STC18 Cement and Concrete
- STC19 Manufacture of Glass
- STC20 Alkanes
- STC21 Alkenes
- STC22 Alkynes
- STC23 Alcohols
- STC24 Esters
- STC25 Organic Acids
- STC26 Soaps and Detergents
- STC27 Plastics
- STC28 Synthetic Fibres
- STC29 Blast Furnace
- STC30 Aluminium Metallurgy

- STC31 Copper Metallurgy
- STC32 Extraction of Zinc
- STC33 Prep. of Sodium Hydroxide & Sodium Carbonate
- STC34 Prep. of Nitrogen and Nitric acid

Each Rs. 150.00

Separation of Substances

Separation of substances is required to get a pure and clean substance. It can be purified through various means. Some of them have been discussed below.

Distillation: It is used to separate pure liquid from a mixture containing a solid.

Filtration: It is used to separate a solid from a liquid by using a filter paper.

Evaporation and Crystallisation: It is used to separate a solid from a liquid by using a filter paper.

Magnetic Separation: It is used to separate a magnetic substance from a non-magnetic substance.

Sieving: It is used to separate a solid from a liquid by using a sieve.

Winnowing: It is used to separate a solid from a liquid by using a sieve.

Sublimation: It is used to separate a solid from a liquid by using a sieve.

Carbonates and Bicarbonates

Carbonates and bicarbonates are the salts of carbonic acid.

CARBONATES

Sodium Carbonate (Na₂CO₃): Sodium carbonate is commonly known as washing soda. It is used to make washing powder, detergents, soap, etc.

Calcium Carbonate (CaCO₃): Calcium carbonate is found in nature in the form of limestone, marble, etc.

BICARBONATES

SODIUM BICARBONATE (NaHCO₃):

Manufacture of NaHCO₃: Crystals of sodium bicarbonate are white in colour. It is the chief constituent of baking powder.

Uses: 1. It is obtained as the first product in Solvay process. 2. It can also be obtained by passing CO₂ gas through an aqueous solution of sodium carbonate.

Classification of Chemical Reactions

Combination Reaction: In a combination reaction two or more substances combine together to form a single product.

Decomposition Reaction: In a decomposition reaction, one substance breaks down into two or more simpler substances.

Displacement Reaction: In a displacement reaction, one element displaces another element from its compound.

Double Displacement Reaction: In a double displacement reaction, two elements exchange their places in their compounds.

Redox Reaction: Redox reaction is a reaction in which oxidation and reduction take place simultaneously.

Neutralisation Reaction: In a neutralisation reaction, an acid reacts with a base to form a salt and water.

BLAST FURNACE

THE MAIN USE OF IRON IS HAEMATITE (Fe₂O₃). THE IRON IS OBTAINED BY REDUCTION IN BLAST FURNACE.

MANUFACTURE OF STEEL

THE IRON PRODUCED BY THE BLAST FURNACE IS KNOWN AS PIG IRON. MOST OF THE PIG IRON PRODUCED IS USED TO MAKE STEEL.

BASIC OXIDE PROCESS: In this process, the impurities in pig iron are removed by the addition of a basic flux.

ACIDIC OXIDE PROCESS: In this process, the impurities in pig iron are removed by the addition of an acidic flux.

Mole Concept

The word 'mole' is derived from the latin word moles, which means pile, heap or mass.

Every mole of any element has the same number of atoms in it.

One mole is the amount of a substance that contains as many particles as there are atoms in exactly 12g (or 0.012 kg) of the ¹²C isotope. Mole of a substance always contains same number of particles no matter what the substance may be.

AVOGADRO NUMBER: Knowing that 1 mole of carbon weighs 12g, the number of atoms in it is equal to:

6.0221415×10^{23}

This number is known as Avogadro Constant and is denoted by **N**.

ELEMENT	ATOMIC MASS (amu)	WEIGHT OF 1 MOLE (g)
H	1	1.008
C	12	12.01
O	16	16.00
N	14	14.01

1 MOLE (6.022 × 10²³ particles)

MOLECULAR MASS (amu)	WEIGHT OF 1 MOLE (g)
H ₂	2.016
O ₂	32.00
CO ₂	44.01

AVOGADRO'S HYPOTHESIS: Equal volumes of all gases, under the same conditions of temperature and pressure, contain the same number of molecules.

CHARGE ON AN ELECTRON: Charge on an electron = -1.6×10^{-19} coulomb.

CHEMISTRY

- STC35 Prep. of Chlorine and Hydrochloric acid
- STC36 Prep. of Sulphur Dioxide and Sulphuric acid
- STC37 Prep. of Ammonia and Haber Process
- STC38 Prep. of Oxygen and Liquefaction of Air
- STC39 Prep. of H₂ & CO₂
- STC40 Manufacture of Bleaching Powder
- STC41 Manufacture of Phosphorus
- STC42 Crystal Lattices
- STC43 Close Packed Structures
- STC44 Sodium Chloride Crystal
- STC45 Acids, Bases and Salts

Each Rs. 150.00

Synthetic Fibres

Various types of synthetic fibres are shown, including Rayon, Polyester, and Nylon. The poster includes chemical structures, diagrams of fibre production, and images of finished fabric products like clothing and home textiles.

Alcohols

This poster covers the classification of alcohols, their common and IUPAC names, and their preparation methods. It includes chemical equations for the hydration of ethene and the reduction of aldehydes and ketones. A flowchart shows the conversion of alcohols to aldehydes and ketones, and finally to carboxylic acids.

PHYSICS

- STP01 Motion
- STP02 Changes Around Us
- STP03 Metric Weights and Measures
- STP04 Measurements
- STP05 Sound
- STP06 Wave Motion
- STP07 Simple Machine
- STP08 The Lever

- STP09 Principle of Archimedes
- STP10 Pascal's Law
- STP11 Reflection of Light
- STP12 Refraction Through a Glass Slab
- STP13 Refraction Through Prisms
- STP14 Refraction of Light Through lenses
- STP15 Optical Instruments
- STP16 Microscope
- STP17 Telescope

Each Rs. 150.00

Esters

The poster defines esters, provides the general formula R-CO-OR', and lists common esters like ethyl acetate and methyl formate. It details the Fischer Esterification process and shows various applications of esters in perfumes, flavors, and solvents.

Magnetism

This poster discusses Earth's magnetic field, artificial magnets (bar, horseshoe, and cylindrical), and natural magnets. It covers the properties of magnetic materials, the construction of a magnetic field, and the applications of magnets in various devices.

Refraction of Light Through Lenses

The poster explains the refraction of light through convex and concave lenses. It includes ray diagrams for image formation, the lens formula, and the magnification formula. Applications of lenses in eyeglasses, cameras, and microscopes are also discussed.

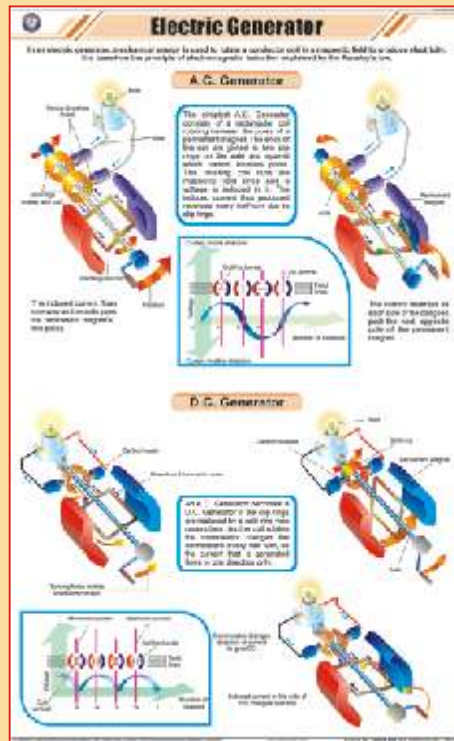
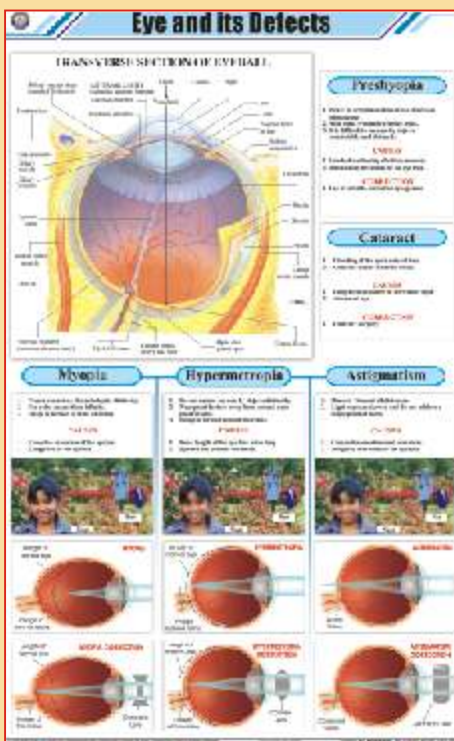
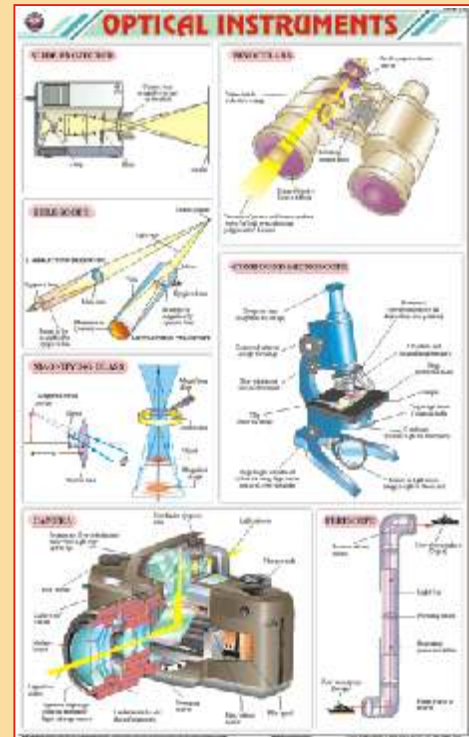
PHYSICS

- STP18 Eye and its Defects
- STP19 Electric Current- Sources-Effects
- STP20 Static Electricity
- STP21 Current Electricity
- STP22 Ohm's Law & Electrical Resistance
- STP23 Electric Circuit's Components Symbols
- STP24 Magnetism
- STP25 Properties of a Magnet, Making a Magnet
- STP26 Electromagnetism
- STP27 Electromagnetic Induction
- STP28 Electric Motor
- STP29 Electric Bell
- STP30 Electric Generator
- STP31 Dynamo
- STP32 Force
- STP33 Friction
- STP34 Gravitation
- STP35 Moment and Couple
- STP36 Work and Power
- STP37 Nuclear Fusion
- STP38 Nuclear Fission
- STP39 Nuclear Reactor

- STP40 Radioactivity
- STP41 Radio Telescope
- STP42 X-Ray
- STP43 Television
- STP44 Multistage Rocket
- STP45 Wind Mill
- STP46 Petrol Engine
- STP47 Steam Engine

- STP48 Diode
- STP49 Universe I (Life Cycle of a Star)
- STP50 Universe II (Comets & Meteors)
- STP51 Star Map


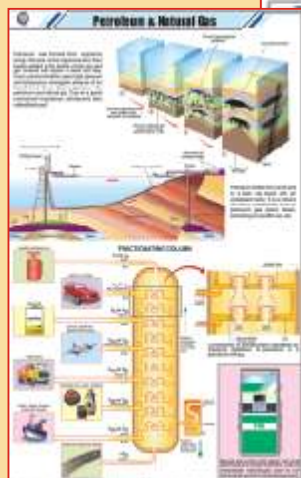
Each Rs. 150.00



GENERAL

- STG01 The Cell Theory
- STG02 DNA
- STG03 RNA
- STG04 Levels of Organization
- STG05 Origin of Life
- STG06 Cellular Respiration
- STG07 Animal Husbandry
- STG08 Economic Plants
- STG09 Basic Agricultural Practices
- STG10 Medicinal Plants - I
- STG11 Medicinal Plants - II
- STG12 Energy Needs
- STG13 Fossil Fuels
- STG14 Petroleum & Natural Gas
- STG15 Renewable Sources of Energy
- STG16 Nuclear Energy
- STG17 Bio-Gas
- STG18 Nitrogen Cycle
- STG19 Oxygen Cycle
- STG20 Carbon Cycle
- STG21 Fire & Fire Extinguishers
- STG22 Soil- A natural Resource
- STG23 How Soil is formed and Soil Profile
- STG24 Types of Soils in India
- STG25 Food Chain in Forest Ecosystem
- STG26 Solar Cooker
- STG27 Water Harvesting
- STG28 Purification of Water
- STG29 Poultry
- STG30 Sericulture (L.H. Silkworm)
- STG31 Apiculture (L.H. Honeybee)
- STG32 Food Pyramid
- STG33 Microorganisms

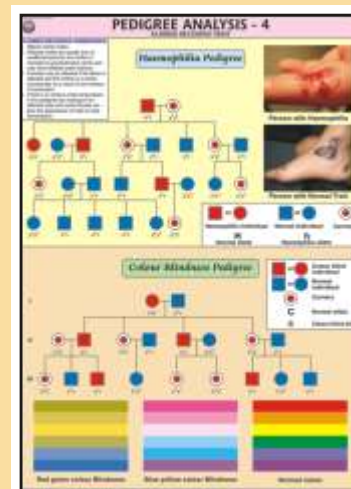
Each Rs. 150.00



GENETICS AND EVOLUTION CHARTS

Printed on Polyart Synthetic Paper. Size 70 x 100 cm. Price Rs. 180.00 Each

- GE01S. Pedigree Analysis - 1: showing standard symbols used in Pedigree Analysis and Sample Pedigree.
- GE02S. Pedigree Analysis - 2: showing Autosomal Dominant Trait Pedigree such as Myotonic Dystrophy and Tongue Curler Pedigree.
- GE03S. Pedigree Analysis - 3: showing Autosomal Recessive Trait Pedigree such as Inheritance of Attached Ear Lobe and Inheritance of Sickle Cell Anaemia.
- GE04S. Pedigree Analysis - 4: showing X-linked Recessive Trait Pedigree such as Haemophilia and Colour Blindness Pedigree.
- GE05S. Pedigree Analysis - 5: showing X-linked Dominant Trait Pedigree such as Hypophosphatemia and Droopy Eyelids Pedigree.
- GE06S. Pedigree Analysis - 6: showing Y-linked Trait - Hairy Ear and Mitochondrial Inheritance Pedigree.
- GE07S. Homologous Organs - Animals: showing Forelimbs of Bat, Turtle, Horse, Human, Bird and Dolphin demonstrating Homology.
- GE08S. Analogous Organs - Animals: showing Wings of Bird, Butterfly, Pterosaur and Bat demonstrating Analogy.
- GE09S. Homologous Organs - Plants: showing thorn of Bougainvillea, tendrils of Cucurbita, fleshy cylindrical stem of Euphorbia, fleshy flattened stem of Opuntia, leafy shoots of Chrysanthemum and pineapple representing Plant Homology.
- GE10S. Analogous Organs - Plants: showing thorn of Pyracantha, spine of Berberis vulgaris, prickles of Prosopis grandulosa and stipular spines of Black Locust representing Plant Analogy.
- GE11S. Hybridisation - 1 (Monohybrid Cross): Cross between Purple coloured and White coloured flower Pea Plant demonstrating inheritance of one dominant character and expression of recessive parental trait without blending in F2 generation.
- GE12S. Hybridisation - 2 (Dihybrid Cross): Cross between Pea Plants differing in two traits (pod colour & plant height) showing segregation of one pair of character is independent of the other pair of characters.
- GE13S. Hybridisation - 3 (Incomplete Dominance): Cross between true breeding Red and White Snapdragon flower plants showing one character is not completely dominant over other.



CHARTS ON AIDS

Printed on Polyart Synthetic Paper. Size 70 x 100 cm. Price Rs. 180.00 Each

- AS01S. HIV: showing structure and mechanism of infection of Human Immunodeficiency Virus
- AS02S. Transmission of HIV: explaining different ways which can spread the HIV infection and cause AIDS.
- AS03S. Prevention: showing various measures which, when adopted, prevent transmission of HIV infection.
- AS04S. How AIDS is not transmitted: showing various routine tasks which are not involved in transmission of HIV.
- AS05S. Progress of Infection: showing how HIV infection typically progresses through various stages.
- AS06S. Opportunistic Diseases: depicting complications which an AIDS patient develops that otherwise wouldn't normally occur in a person with a healthy immune system.
- AS07S. Sexually Transmitted Diseases: showing various sexually transmitted diseases which increase the chances of acquiring HIV infection by an individual when exposed to the virus.
- HP26S. Human Immune System: showing different organs involved in a healthy immune mechanism. As AIDS progressively weakens the immune system, chart gives an outline of functions of Immune System to better understand what AIDS can do.



CHEMISTRY LAB DISPLAY CHARTS

PERIODIC CHART OF ELEMENTS



A Most detailed chart printed in multi colours showing Solids, Liquids and Gases in separate distinctive colours together with their Atomic Numbers, Density, Atomic Radius, Melting Point, Electronic Structure, Electro negativity, First Ionization Energy, Oxidation State and Crystal structure. The index given at the side shows the details of information provided for each element.



- PT01 Size 140 x 100 cm Laminated Rs. 280.00
- PT02 Size 100 x 70 cm Laminated Rs. 120.00
- PT03S Size 100 x 70 cm Synthetic Rs. 180.00
- PT04 Size 50 x 35 cm Paper Rs. 9.00
- PT05 Size 50 x 35 cm Laminated w/o rollers Rs. 26.00
- PT06 Size 100 x 75 cm Paper folded in Book form Rs. 35.00
- PT08 Size 90 x 55 cm Laminated Rs. 100.00

PT07S Mendeleev's Periodic Chart - Printed on Synthetic paper Size 100 x 70 cm. Price Rs. 180.00



LABORATORY SAFETY

Showing basic safety measures to be followed while working in a chemistry laboratory. Printed on Polyart Synthetic Paper. Size 70 x 100 cm. Code CL01S Price Rs. 180.00



LABORATORY TECHNIQUES

Showing various procedures and techniques generally used in a chemistry laboratory. Printed on Polyart Synthetic Paper. Size 70 x 100 cm. Code CL02S Price Rs. 180.00



pH COLOUR CHART

Reference colours indicated by universal indicator with different acidic or basic substances to show their approximate ph values. Printed on Polyart Synthetic Paper. Size 70 x 100 cm. Code CL03S Price Rs. 180.00




LABORATORY FIRST AID


Showing various first aid techniques and procedures used during an accident in a Laboratory. Printed on Polyart Synthetic Paper. Size 70 x 100 cm. Code CL04S Price Rs. 180.00

LIFE SKETCH OF SCIENTISTS

Size 45 x 57 cms Approx. Laminated and fitted with plastic rollers.



- | | | |
|-----------------------|---------------------|---------------------|
| LSS01 Albert Einstein | LSS08 H.J. Bhabha | LSS15 Raja Ramanna |
| LSS02 A.P.J. Kalam | LSS09 J.C. Bose | LSS16 Ramanujan |
| LSS03 Archimedes | LSS10 Louis Pasteur | LSS17 Rutherford |
| LSS04 Birbal Sahni | LSS11 Madam Curie | LSS18 S.N. Bose |
| LSS05 C.V. Raman | LSS12 Meghnad Saha | LSS19 Sarabhai |
| LSS06 Darwin | LSS13 Mendeleev | LSS20 Thomas Edison |
| LSS07 Galileo Galilie | LSS14 Newton | |



(Available in English as well as in Hindi) Each Rs. 56.00

CHARTS ON FOOD AND NUTRITION

Size 70 x 100 cm. English & Hindi combined. Laminated Each Rs. 130.00

FN01 **OUR FOOD** : Chart shows various components and functions of food. It also illustrates food pyramid mentioning balance diet and daily requirement of nutrients by different age groups.

FN02 **PROTEINS** : Chart shows both animal and plant sources of protein. It also explains various functions performed by proteins in our body and some special conditions of high protein needs.

FN03 **FATS** : Chart shows a brief classification of fats with a mention of essential fatty acids. It also shows some of the important functions and sources of fats.

FN04 **CARBOHYDRATES** : Chart shows classification of carbohydrates as simple and complex with their various functions in the body. It also shows various foods rich in carbohydrates.

FN05 **VITAMINS** : Good explanatory chart depicting both fat soluble and water soluble vitamins with their various sources and reasons of requirement in the body.

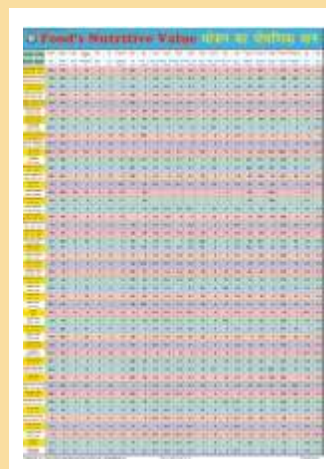
FN06 **MINERALS** : Important minerals like Sodium, Iron, Calcium, Iodine etc. required in our body to live a healthy life are shown in the chart. Chart also shows various functions they perform and their sources.

FN07 **WATER & ROUGHAGE** : Chart shows the importance of water and roughage and some major functions performed by them in the body. Chart also gives a good knowledge about their sources.

FN08 **DEFICIENCY DISEASES** : Chart shows the havoc conditions arised due to deficiency of various nutrients in the body and their symptoms. The understanding of chart will indicate the importance of good balanced diet.

FN09 **OVERNUTRITION DISORDERS** : Chart shows that not only deficiency but also the over consumption of food is not good for health. Various overnutritional disorders with their causes and symptoms are depicted in the chart.

FN10 **Food's Nutritive Value** : Chart shows the nutrient's composition of various common foodstuffs in a tabular form.



BIOLOGY MODELS

BOTANY MODELS

Made of Fiber Glass on MDF Board. Each Model size 60 x 45 cm Price Rs. 950.00 each

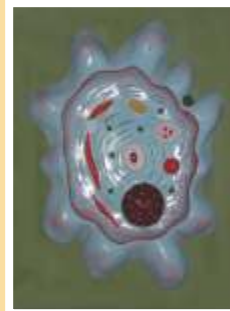
- | | |
|------------------------------------|----------------------------|
| BMB01. Plant Cell | BMB11. T.S. Dicot Stem |
| BMB02. Germination of Seed | BMB12. T.S. Monocot Leaf |
| BMB03. Fertilization & Angiosperms | BMB13. T.S. Dicot Leaf |
| BMB04. Plant Cell Meiosis | BMB14. Root Tip |
| BMB05. Plant Cell Mitosis | BMB15. Life Cycle : Moss |
| BMB06. L.S. Flower | BMB16. Life Cycle : Fern |
| BMB07. L.S. Ovary | BMB17. Life Cycle : Fungus |
| BMB08. T.S. Monocot Root | BMB18. Spirogyra |
| BMB09. T.S. Dicot Root | BMB19. Pitcher Plant |
| BMB10. T.S. Monocot Stem | BMB20. Funaria Plant |



ZOOLOGY MODELS

Made of Fiber Glass on MDF Board.

Each Model size 60 x 45 cm Price Rs. 950.00 each




- | | |
|----------------------------|----------------------------------|
| BMZ01. Animal Cell | BMZ11. Frog Dissection |
| BMZ02. Animal Cell Meiosis | BMZ12. Rat Dissection |
| BMZ03. Animal Cell Mitosis | BMZ13. Fish Dissection |
| BMZ04. Amoeba | BMZ14. Rabbit Dissection |
| BMZ05. Paramecium | BMZ15. Development of Frog |
| BMZ06. Hydra | BMZ16. Life History of Silk Worm |
| BMZ07. Euglena | BMZ17. Life History of Mosquito |
| BMZ08. Malarial Parasite | BMZ18. Life History of Honey Bee |
| BMZ09. Bacteria | BMZ19. Life History of Butterfly |
| BMZ10. Virus | BMZ20. Life Cycle of Tapeworm |

MODELS OF FLOWERS

Made of Fiber Glass on stand.

Price Rs. 800.00 each.

- | |
|-------------------------|
| BMF01. Typical Flower |
| BMF02. Liliaceae Flower |
| BMF03. Rosaceae Flower |



HUMAN ANATOMY 3-D MODELS

Deluxe quality, made of fiber glass, mounted on wooden board

Size 30 x 50 cm Each Rs. 350.00

- | | | |
|--------------------------|------------------------------------|----------------------------------|
| HA01D Teeth | HA12D Stomach | HA22D Reproductive Organs (Male) |
| HA02D Circulatory System | HA13D Liver | HA23D Lungs |
| HA03D Digestive System | HA14D Kidney | HA24D Skull |
| HA04D Respiratory System | HA15D Brain | HA25D Excretory System |
| HA05D Nervous System | HA16D Heart | HA26D Endocrine System Male |
| HA06D Skeleton | HA17D Eye | HA27D Endocrine System Female |
| HA07D Head & Neck | HA18D Ear | HA28D Muscular System Front View |
| HA08D Skin | HA19D Male Pelvis | HA29D Muscular System Back View |
| HA09D Mouth | HA20D Female Pelvis | HA30D Nose |
| HA10D Tongue | HA21D Reproductive Organs (Female) | |
| HA11D Spinal Cord | | |



SPECIAL MODELS ON HUMAN ANATOMY

- HA101 HUMAN BODY** - Torso with head with detachable internal structure of Head and neck, Organs of Thorax and abdomen cavities of the viscera can be emptied, for study of blood vessels. Dissectable in 12 parts made of Fibre Glass painted in natural colours. Life SizeRs. 3800.00
- HA102 Human Body** - Torso Small sizeRs. 1200.00
- HA103 HUMAN SKELETON** - Life size made of fibre glass. All the bones shoulder & hip joints clearly depictableRs. 2640.00
- HA103S Stand for above**Each Rs. 1200.00
- HA104 HUMAN SKELETON** - Plastic size 70 cm with standRs. 550.00
- HA105 HUMAN SKELETON** - Plastic size 40 cm with standEach Rs. 130.00
- HA106 Dummy with Doll** made of Fibre Glass.....Each Rs. 3500.00
- HA107 Female Pelvis** with child.....Each Rs. 1100.00
- HA108 Female Pelvis** with reproductive organs.....Each Rs. 1100.00
- HA109 Delivery Process Models** set of 8Set Rs. 6800.00
- HA110 Development of Fetus/Embryo** set of 9Set Rs. 3200.00
- HA110L Development of Fetus/Embryo** set of 9 Large sizeRs. 7000.00
- HA111F Human Female Body Fibre Glass Full Size**
Showing organs & muscles.....Each Rs. 27000.00
- HA111M Human Male Body Fibre Glass Full Size**
Showing organs & muscles.....Each Rs. 27000.00
- HA112 RNA** 60 x 45 cmEach Rs. 950.00
- HA113 DNA** 60 x 45 cmEach Rs. 950.00
- HA114 Infant skull made of fibre glass with stand**Each Rs. 1000.00
- HA115 Infant skull made of fibre glass without stand**Each Rs. 900.00
- HA116 Human Placenta Model made of Fiber Glass**Each Rs. 1300.00
- Dissectable Models (Fibre Glass)**
- HA126 Eye Ball**Each Rs. 260.00
- HA127 Human Heart**Each Rs. 260.00
- HA128 Human Ear**Each Rs. 260.00
- HA129 Human Brain**.....Each Rs. 260.00
- HA130 Human Kidney**.....Each Rs. 260.00
- Fibre Glass Models (Wooden Base) size 81 x 31 cm**
- HA151 Human Digestive System**Each Rs. 950.00
- HA152 Human Blood Circulatory**.....Each Rs. 950.00
- HA153 Human Nervous System**.....Each Rs. 950.00
- HA154 Human Reproductive Male**.....Each Rs. 950.00
- HA155 Human Reproductive Female**.....Each Rs. 950.00
- HA156 Human Excretory System**.....Each Rs. 950.00
- HA157 Human Respiratory System**.....Each Rs. 950.00




▶ PORTRAITS OF GREAT PERSONALITIES ◀

MATT CANVAS LAMINATED ON 8 MM NUWOOD BOARD

GREAT SCIENTISTS

Size 31 x 43 Cms Approx (GS01P - GS90P) Each Rs. 340.00
 Size 45 x 60 Cms Approx (GS01PS - GS90PS) Each Rs. 900.00



- | | | | | | |
|------|-------------------------|------|---------------------------|------|-------------------------|
| GS01 | Charles Robert Darwin | GS35 | S. Ramanujan | GS69 | James Clark Maxwell |
| GS02 | Gregor Mendel | GS36 | Antoine Laurent Lavoisier | GS70 | Jessek Luiouis Gelusale |
| GS03 | Lamarck | GS37 | William Ramsay | GS71 | Johns Kepeler |
| GS04 | Louis Pasteur | GS38 | Humphry Davy | GS72 | Kalpna Chawla |
| GS05 | Dr. William Harvey | GS39 | August Weismann | GS73 | Max Planck |
| GS06 | Leonardo-da-Vinci | GS40 | Joseph Priestley | GS74 | Panchanan Maheshwari |
| GS07 | Sir Joseph Lister | GS41 | Aristotle | GS75 | Varah Mihir |
| GS08 | Anton Van leeuwenhoek | GS42 | Dmitri I. Mendeleef | GS76 | Sunita Williams |
| GS09 | Carl Von Linnaeous | GS43 | Burbank Luther | GS77 | James Watt |
| GS10 | Edward Jenner | GS44 | S.N. Bose | GS78 | Andre Marie Ampere |
| GS11 | Sir James Young Simpson | GS45 | M.N. Saha | GS79 | A. Graham Bell |
| GS12 | Thomas Henry Huxley | GS46 | K.S. Krishnan | GS80 | Edwin Powell Hubble |
| GS13 | Sir Edwin Ray Lankester | GS47 | K.N. Bahl | GS81 | Rakesh Sharma |
| GS14 | Sir Ronald Ross | GS48 | J.J. Thomson | GS82 | M.S. Swaminathan |
| GS15 | Hugo De-vries | GS49 | Neils Bohr | GS83 | Robert Hooke |
| GS16 | Sir Charles Bell | GS50 | Gilbert Newton Lewis | GS84 | S.R. Ranganathan |
| GS17 | Alfred Russel Wallace | GS51 | A.P.J. Abdul Kalam | GS85 | J.B.S. Haldane |
| GS18 | Sir J. C. Bose | GS52 | Dr. Vikram Sarabhai | GS86 | Guglielmo Marconi |
| GS19 | Dr. Birbal Sahni | GS53 | Aryabhata | GS87 | Wilbur Wright |
| GS20 | Sunder Lal Hora | GS54 | Dr. S.S. Joshi | GS88 | Orville Wright |
| GS21 | Galileo Galilee | GS55 | Sir Alexander Flaming | GS89 | Neil Armstrong |
| GS22 | Sir Isaac Newton | GS56 | D. Mata Parshad | GS90 | Wihelm Roentgen |
| GS23 | Sir C.V. Raman | GS57 | Benjamin Franklin | | |
| GS24 | Dr. H.J. Bhabha | GS58 | Ernest Rutherford | | |
| GS25 | Archimedes | GS59 | Dr. Raj Ramanna | | |
| GS26 | Albert Einstein | GS60 | Nicholas Copernicus | | |
| GS27 | Thomas Alva Edison | GS61 | Alessandro Volta | | |
| GS28 | Robert Boyle | GS62 | Alfred Nobel | | |
| GS29 | Marie Curie | GS63 | Anton Henry Bekuerel | | |
| GS30 | Michael Faraday | GS64 | Atovan Gerok | | |
| GS31 | John Dalton | GS65 | Benjemin Thomson | | |
| GS32 | Dr. P.C. Ray | GS66 | Crick | | |
| GS33 | Dr. H.G. Khorana | GS67 | Watson | | |
| GS34 | Dr. S.S. Bhatnagar | GS68 | Edward Victor Aplaton | | |

▶ PORTRAITS OF GREAT PERSONALITIES ◀

MATT CANVAS LAMINATED ON 8 MM NUWOOD BOARD

GEMS OF PSYCHOLOGY

Size 31 x 43 Cms Approx (GP01P - GP75P) Each Rs. 340.00
 Size 45 x 60 Cms Approx (GP01PS - GP75PS) Each Rs. 900.00

- | | | | | | | | |
|------|---------------------|------|-----------------------|------|--------------------|------|--------------------|
| GP01 | Abraham H. Maslow | GP20 | Edward L. Thorndike | GP39 | Herbert Spencer | GP58 | Karen Horney |
| GP02 | Albert Bandura | GP21 | Edwin Guthire | GP40 | Herman Rorschach | GP59 | Kurt Goldstein |
| GP03 | Alfred Adler | GP22 | Emil Kraepelin | GP41 | Herman V Helmholtz | GP60 | Kurt Koffka |
| GP04 | Alfred Binet | GP23 | Erich Fromm | GP42 | Hermann Ebbinghaus | GP61 | Kurt Lewin |
| GP05 | Aristotle | GP24 | Erik Erikson | GP43 | Herry S. Sullivan | GP62 | Max Wertheimer |
| GP06 | B. F. Skinner | GP25 | Ernest Jones | GP44 | Immanuel Kant | GP63 | Melanie Klein |
| GP07 | C. L. Hull | GP26 | F. A. P. Aveling | GP45 | Ivan P. Pavlov | GP64 | Neil E. Miller |
| GP08 | Carl G. Jung | GP27 | F. J. Gall | GP46 | J. M. Baldwin | GP65 | Raymond B. Cattell |
| GP09 | Carl R. Rogers | GP28 | Francis Galton | GP47 | J. M. Cattell | GP66 | Rene Descartes |
| GP10 | Charles Bell | GP29 | Frederick Perls | GP48 | J. W. Cannon | GP67 | Rollo Reese May |
| GP11 | Charles Darwin | GP30 | G. S. Hall | GP49 | Jean Piaget | GP68 | Sigmund Freud |
| GP12 | Charles Sherrington | GP31 | George Kelly | GP50 | Johann F. Herbart | GP69 | Thomas Hobbes |
| GP13 | D.O. Hebb | GP32 | Gordon Allport | GP51 | Johannes P. Muller | GP70 | Walter Mischel |
| GP14 | David Hume | GP33 | Gottfried W. Liebnitz | GP52 | John B. Watson | GP71 | Wilhelm Wundt |
| GP15 | David Wechsler | GP34 | Gustav T. Fechner | GP53 | John Dewey | GP72 | William James |
| GP16 | Dr. Cyril Burt | GP35 | Hans J. Eysenck | GP54 | John Locke | GP73 | William Mc-Dougall |
| GP17 | E. B. Titchner | GP36 | Harlow | GP55 | Joseph Wolpe | GP74 | William Sheldon |
| GP18 | E. C. Toleman | GP37 | Heinz Kohut | GP56 | Julian Rotter | GP75 | Wolfgang Kohler |
| GP19 | E. H. Weber | GP38 | Henry Murray | GP57 | K. S. Lashley | | |

HEALTH, HYGIENE & SANITATION

On a persistent demand from various Educational Institutions, NGO's, Rural Development Offices, Nursing Institutions we have recently published naturally coloured, useful and authentic charts incorporating all the modern researches and innovations on the subject. The charts are divided into two main topics as below :

HEALTH CARE SERIES

containing 10 Charts English & Hindi combined

- HC01 * Health Rules
- HC02 * Causes of Diseases
- HC03 * Prevention of Diseases
- HC04 * Effects of Alcohol
- HC05 * Tobacco & Habit Forming Drugs
- HC06 * Clean Body
- HC07 * Clean Water
- HC08 * Constituents of Food
- HC09 * Malnutrition
- HC10 Immunization

Laminated Each Rs. 72.00

*** Also Available In**

English - Kannada
English - Malayalam

English - Tamil
English - Telugu
Each Rs. 76.00



PREVENT THE DISEASES

containing 20 Charts English & Hindi combined

Each chart depicts the Causes, Symptoms, Treatments, care to be taken.

- | | |
|-------------------|---------------------|
| PD01 * Cholera | PD11 Viral Diseases |
| PD02 * Malaria | PD12 Chicken Pox |
| PD03 * AIDS | PD13 * Dysentery |
| PD04 Plague | PD14 Hepatitis |
| PD05 Tuberculosis | PD15 Heart Attack |
| PD06 Leprosy | PD16 Diabetes |
| PD07 Influenza | PD17 Asthma |
| PD08 Jaundice | PD18 Arthritis |
| PD09 Cancer | PD19 Thyroid |
| PD10 * Typhoid | PD20 Blood Pressure |

Laminated Each Rs. 72.00

*** Also Available In**

English - Kannada
English - Tamil

English - Malayalam
English - Telugu

Each Rs. 76.00



DETAILED HUMAN PHYSIOLOGY CHARTS

Printed in original colours. Everything requisite for thorough understanding of Human Physiology in its broad out line included. Each size 70 x 100 cm.

Laminated

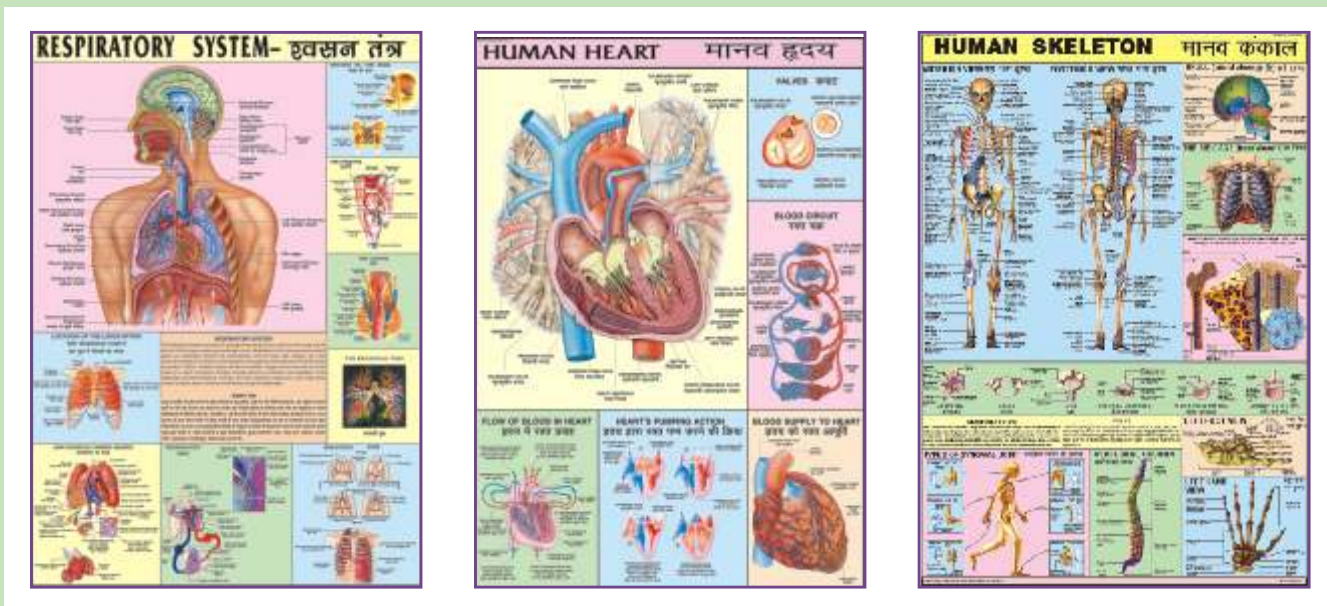
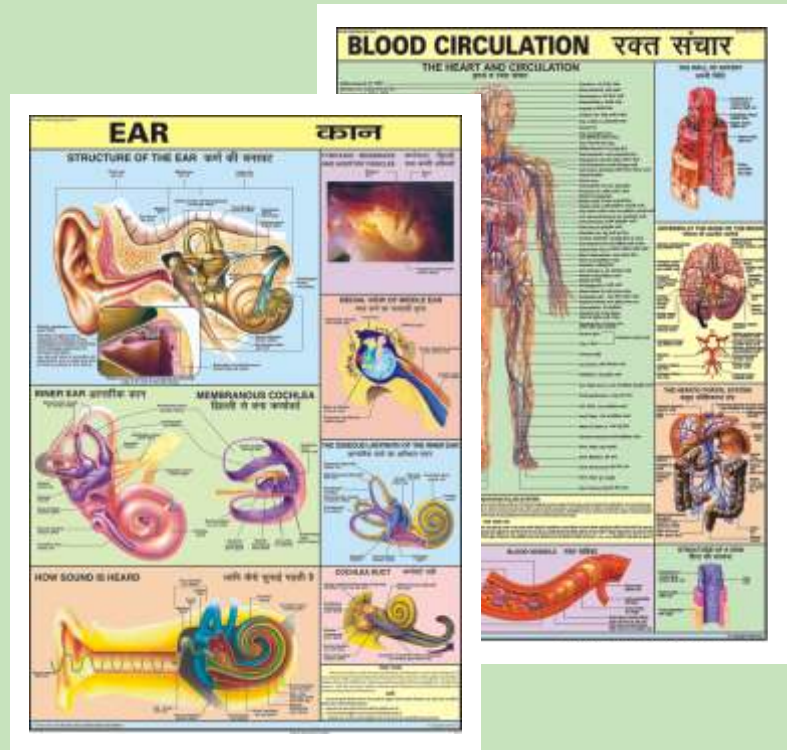
The Skeleton**	HPM01
Human Muscles**	HPM02
Blood Circulation**	HPM03
Nervous System**	HPM04
Digestive System**	HPM05
Eye**	HPM06
Ear**	HPM07
Kidney, Skin & Excretory Organs**	HPM08
The Respiratory System**	HPM09
Human Heart**	HPM10
Endocrine System	HPM11
Reproductive (Male)*	HPM12
Reproductive (Female)*	HPM13
Human Embryology	HPM14
Lymphatic System	HPM15

English-Hindi combined Each Rs. 120.00

Available in following languages also

* English-Kannada * English-Malayalam

English-Tamil # English-Telugu



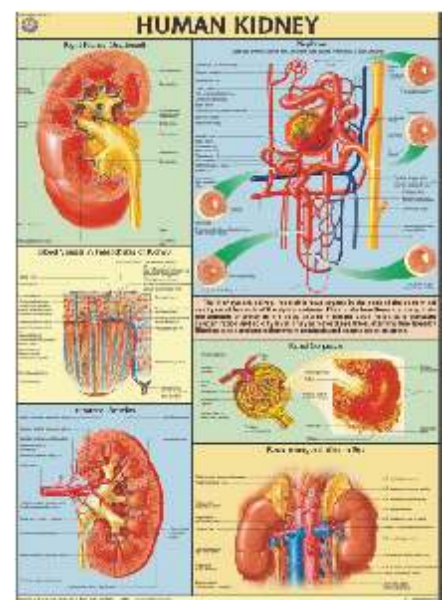
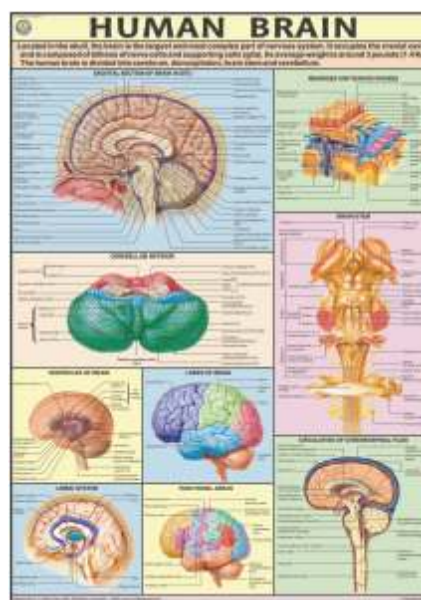
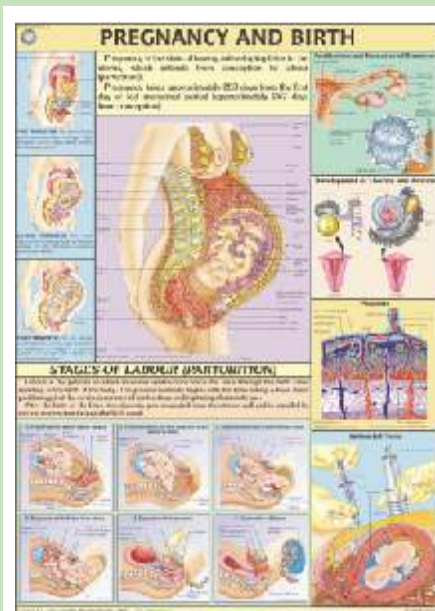
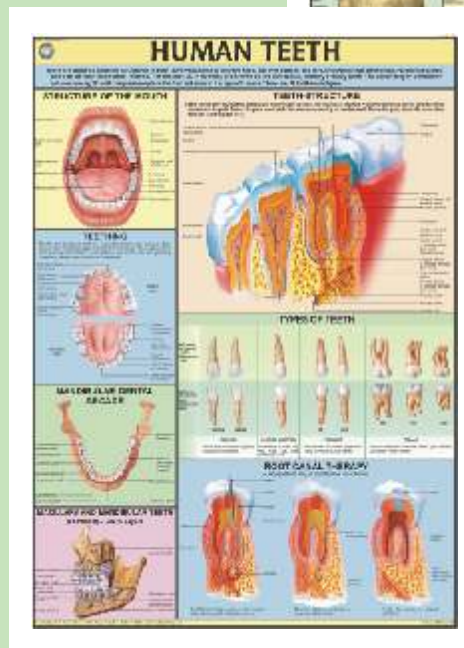
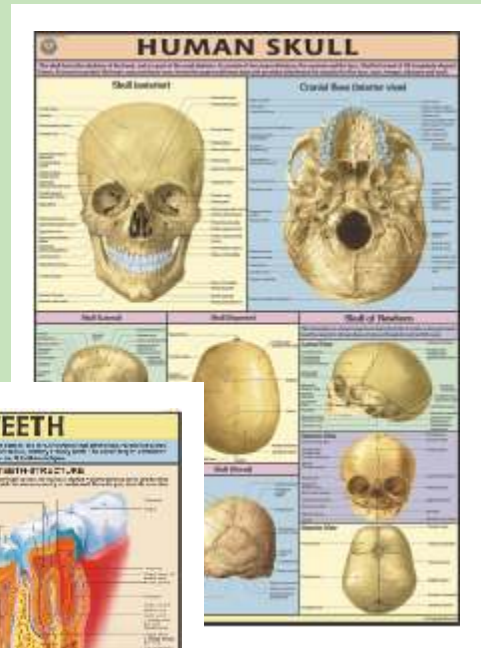
ELEMENTARY HUMAN PHYSIOLOGY

HPS01 to HPS10 Elementary Human Physiology Size 50 x 75 cms Laminated Each chart Rs. 72.00
 Set of 10 charts Available in English-Hindi only

DETAILED HUMAN PHYSIOLOGY CHARTS

Printed on Synthetic in original colours . Everything requisite for thorough understanding of Human Physiology in its broad out line included. Each size 70 x 100 cms. Available in English only. Price Each chart Rs. 180.00

- The SkeletonHP01S
- MusclesHP02S
- Blood CirculationHP03S
- Nervous SystemHP04S
- Digestive System.....HP05S
- EyeHP06S
- EarHP07S
- Kidney, Skin & Excretory OrgansHP08S
- The Respiratory SystemHP09S
- Human HeartHP10S
- Endocrine SystemHP11S
- Reproductive (Male)HP12S
- Reproductive (Female).....HP13S
- Human EmbryologyHP14S
- Lymphatic SystemHP15S
- Human Brain.....HP16S
- Human TeethHP17S
- Pregnancy & Birth.....HP18S
- Human KidneyHP19S
- Urinary TractHP20S
- Human SkullHP21S
- Ear, Nose, ThroatHP22S
- Liver, Gall bladder & PancreasHP23S
- Human LungsHP24S
- Joints of the BodyHP25S
- Immune System.....HP26S
- Human SkinHP27S
- Movable Joints.....HP28S
- Human Spinal CordHP29S
- Menstrual CycleHP30S
- Contraception (Birth Control).....HP31S



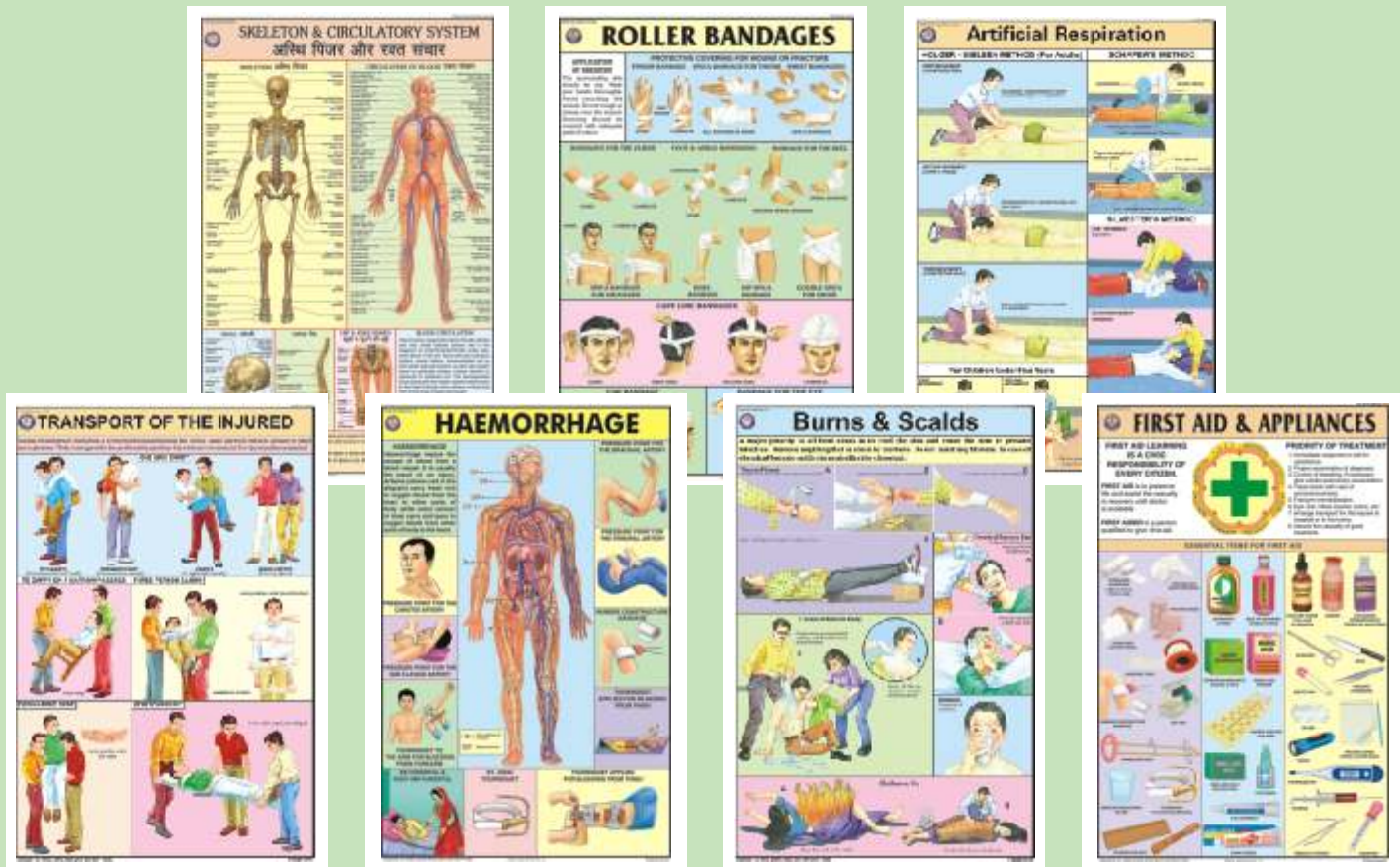
FIRST AID CHARTS

Each Chart size 50 x 75 cm - English and Hindi combined, Laminated

- FA01 **Skeleton & Circulatory System:** Gives the basic knowledge of human body.
- FA02 **Triangular Bandages:** Slings, knots and bandages for various parts of body.
- FA03 **Roller Bandages:** A protective covering for wound or fracture, methods of bandaging.
- FA04 **Fractures:** Simple & compound fractures, treatment of fracture in parts of body.
- FA05 **Artificial Respiration:** Showing Schafer's method, Silvestor's method & Holger Nielsen's method of artificial respiration. Outline of Respiratory system and what is suffocation.
- FA06 **Transport of the injured:** How to carry an injured person so that minimum movement of the injured portion is assured.
- FA07 **Unconsciousness:** Sun Stroke, fainting, epileptic fit, Infantile convulsions, drowning.
- FA08 **Haemorrhage:** Location of main arteries in the body and pressure points where when pressed, bleeding can be controlled.
- FA09 **Electric Shock Treatment:** How to remove live wires, treatment & whom to contact.
- FA10 **Emergency Resuscitation:** Mouth to mouth and Mouth to nose method. How to give external cardiac chest compression.
- FA11 **Removal of foreign bodies from eye, ear, nose:** Various precautionary methods to remove the foreign bodies and to ensure safety of organs.
- FA12 **Burns & Scalds:** Type of burns, treatment of chemical burns, clothing on fire.
- FA13 **Snakes & Their Bites:** Type of snakes, Identification of snakes on the basis of appearance, treatment of snake bite.
- FA14 **Poisons and their Antidotes:** Types of poisons, their symptoms & their treatment.
- FA15 **Outline of First Aid & Appliances:** What is First Aid, Qualities of a First Aider and essential appliances to give first aid.

Each Rs. 72.00

All the above Charts are available in English only also.



Some Special Charts

- CD05 Life saving first aid instruction size 70x100 cm
- STG21 Fire & Fire Extinguishers size 58 x 90 cm

Rs. 130.00
Rs. 150.00

COLOURED CHARTS ON YOGA

Each Chart size 50 x 75 cms - Hindi & English combined, Laminated

Price Each chart Rs. 72.00

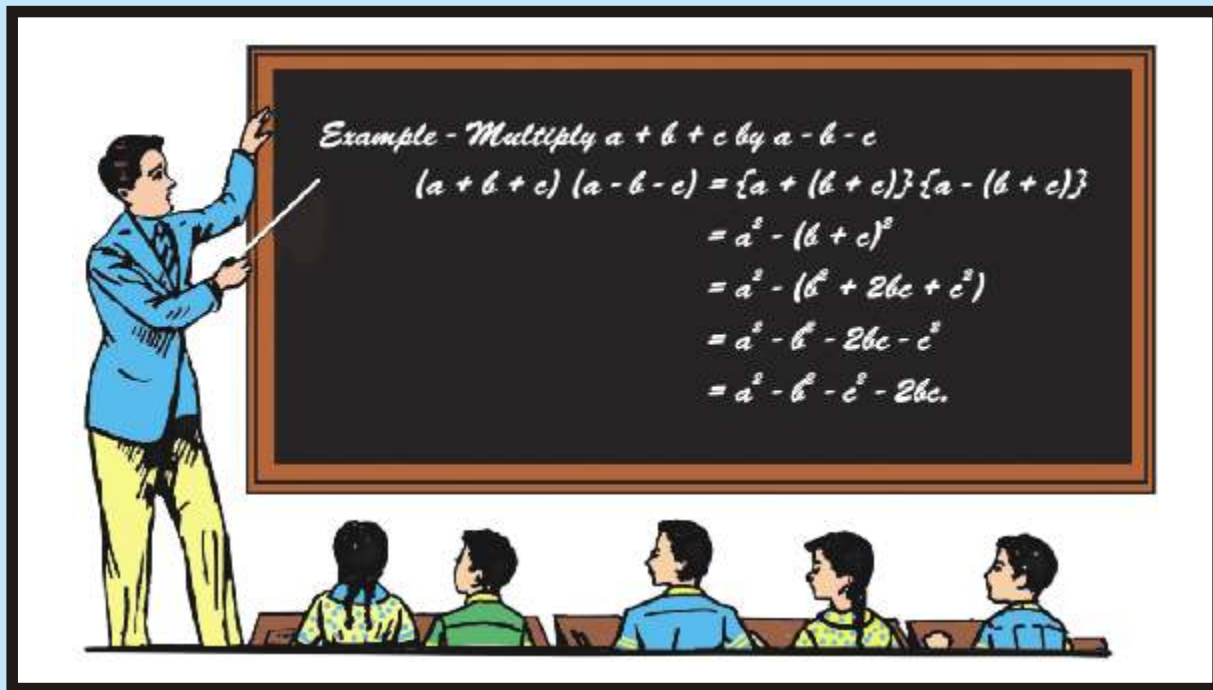
A faithful study and following the instructions as laid down in these charts, a vast treasure of **super powers** can be explored and developed within ourselves. For all round Physical, Mental, Emotional, Intellectual & Spiritual development of mind and body.

- YO01 **1. Shuddhi Kriyas-Shat Karmas:** Kunjal-Vaman Dhauti, Kapal Bhati, Ghrith Neti, Sutra Neti, Jal Neti, Vastra Neti, Dand Dhauti, Nauli Karma, Tratak, Basti etc.
- YO02 **2. Shankh Prakshalan:** Kagasan, Tadasan, Triyak Tadasan, Triyak Bhujangasan, Kati Chakrasan, Udarakarashanasan, Shavasana.
- YO03 **3. Surya Namaskar:** A series of twelve steps, a complete exercise of all the parts of body. It makes the body strong, beautiful & active.
- YO04 **4. Yog Mudras, Padmasan & Matsyasan:** These remove Spinal & Cervical pain, Asthma, Diabetes, Mental weakness, Gastric troubles, Knee pain, Eye Defects.
- YO05 **5. Paschimottanasan & Ardh Matsyendrasan:** Spine becomes flexible and Elastic, the Abdominal organs- Digestive system, Nervous system are toned up.
- YO06 **6. Vajrasan, Ustrasan & Supt Vajrasan:** These remove cervical and slipdisc defects diseases of chest, lungs, heart, abdomen, kidney etc. , excess fatness of Abdomen and back
- YO07 **7. Bhujangasan, Shalbhasan, Dhanurasan & Mayurasan:** Abdominal Organs are toned up. Spine is strengthened. Remove Gastic Intestinal disorders etc. Mental Powers are developed.
- YO08 **8. Pawan Muktasan & Chakrasan:** Keep Spine Young & Flexible. Improve Eye sight, Hearing, Smell Taste & Circulation of Blood to the brain.
- YO09 **9. Sarvangasan & Halasan:** Reduce fat, make arms, legs, Blood circulation, Digestive system, Liver strong and maintains youthful look etc.
- YO10 **10. Bandhas & Pranayams:** Mool Bandh, Jalandhar Bandh, Uddiyan Bandh, Mahabandh. Pranayam Mudra, Lom-vilom Pranayam, Nadishodan Pranayam, Agnisar Kriya.
- YO11 **11. Spine & Related Organs:** Composition of spine, Positions of Psychic centres and Endocrine Glands are shown.
- YO12 **12. Healthy Eye :** Eye washing, tratak on rising sun, Eye exercises, Palming.

All the above Charts are available in English only also.



LAMINATED BLACK OR GREEN BOARDS



ENTIRELY A NEW CONCEPT IN LAMINATION

These replace glass blackboards. Most durable and smooth & hard surface. These are unbreakable. Complete with metal frame and hooks for hanging. Please indicate the shade preferred (Black or Green).

Size in cm	Size in Inches	Item code	Price with regular frame	Item code	Price with heavy angle
80 x 60 cm	32" x 24"	GB01RF or BB01RF	Rs. 1380.00	GB01HF or BB01HF	Rs. 1525.00
120 x 80 cm	48" x 32"	GB02RF or BB02RF	Rs. 2500.00	GB02HF or BB02HF	Rs. 2750.00
160 x 120 cm	64" x 48"	GB03RF or BB03RF	Rs. 5500.00	GB03HF or BB03HF	Rs. 6000.00
240 x 120 cm	96" x 48"	GB04RF or BB04RF	Rs. 6900.00	GB04HF or BB04HF	Rs. 7500.00

BLACK BOARD INSTRUMENTS

DS03 MAP POINTER wooden one Meter long	Each Rs. 55.00
MAP POINTER Telescopic made of Brass nickelled	
DS04 60 cm Pen Type	Rs. 85.00
DS05 90 cm	Rs. 140.00
DS06 120 cm	Rs. 170.00
DS07 Chalk Holder	Each Rs. 85.00
DS09 Black Board Duster wooden superior	Each Rs. 25.00
DS10 Deluxe quality made of plastic	Each Rs. 12.00

DS11 Chalk white Box of 50	Each Rs. 10.00
DS12 Chalk coloured Box of 50	Each Rs. 14.00
Black board Geometrical Instruments Box : containing pair of set squares, protractor, compass, divider, scale & duster. made of plastic	
DI01 Good Quality Plastic	Each Rs. 325.00
DI02 Extra Superior Quality Plastic	Each Rs. 480.00
DI03 Superior Quality Wooden	Each Rs. 650.00
DI04W Compass Wooden	Each Rs. 120.00
DI04P Compass Plastic	Each Rs. 65.00

STANDS FOR THE DISPLAY BOARDS

DS51 Black Board Stand Small For Boards upto 90 x 60 cm	Each Rs. 650.00
DS52 -do- -do- Medium - upto 120 x 90 cm as illustrated	Each Rs. 800.00
DS53 -do- -do- Large - upto 160 x 120 cm	Each Rs. 1400.00
DS54 Accessories Tray for Boards	Rs. 150.00
DS55 Powder Coated Collapsible Easle	Rs. 1500.00
DS56 Nickelled Heavy base stand for boards smaller than 90x60 cm only	Each Rs. 1800.00
DS57 For boards 90x60 cm or larger a pair will be required.	Per pair Rs. 3600.00



KANSIL'S WHITE BOARDS

A versatile presentation aid. It dispenses away the use of chalk on the black board. This is infact the cleanest method used in conference rooms and lecture rooms. These are framed with aluminium angle and large size boards can conveniently be used as projection screen for OHP and slide projectors. The instructor can write with a specially designed marker pens available in 4 beautiful colours and the writing can be wiped off with an ordinary cloth. The size and the rates are as below:-

Size in Cm	Size in Inches	With Regular Frame	With Heavy Frame
60 x 30	24" x 12"	WB01RF 550.00	WB01HF 630.00
60 x 45	24" x 18"	WB02RF 750.00	WB02HF 840.00
90 x 60	36" x 24"	WB03RF 1350.00	WB03HF 1520.00
120 x 60	48" x 24"	WB04RF 1840.00	WB04HF 2070.00
120 x 90	48" x 36"	WB05RF 2650.00	WB05HF 2875.00
150 x 90	60" x 36"	WB06RF 4100.00	WB06HF 4550.00
150 x 120	60" x 48"	WB07RF 4150.00	WB07HF 4700.00
180 x 120	72" x 48"	WB08RF 5175.00	WB08HF 5700.00
240 x 120	96" x 48"	WB09RF 6900.00	WB09HF 7500.00



WBM Marker Pen - Red, Blue, Black, Green set of 4
WB21 Duster for White Board Rolex
WHITE BOARD POPULAR QUALITY Size 60 x 45 cm

Set Rs. 160.00
 Each Rs. 25.00
 Each Rs. 270.00

KANSIL'S NOTICE BOARDS

A versatile system of displaying typed or handwritten notices with the help of drawing pins. The system is oriental but with a very modern and elegant look covered with Blazer Cloth and framed with aluminium angle. Available colours are green, blue or maroon. It is available in following convenient sizes :

Size in Cm	Size in Inches	With Regular Frame	With Heavy Frame
80 x 60	32" x 24"	NB01RF 1460.00	NB01HF 1700.00
120 x 80	48" x 32"	NB02RF 2530.00	NB02HF 2875.00
160 x 120	64" x 48"	NB03RF 4370.00	NB03HF 4725.00
240 x 120	96" x 48"	NB04RF 6100.00	NB04HF 6750.00



GOLDSIGN™ VELVET DISPLAY BOARDS

Size (in cm) (HxV)	Price per Board	Size (in cm) (HxV)	Price per Board
GSB01 30x15 cm	640.00	GSB06 91x61 cm	3330.00
GSB02 45x30 cm	1240.00	GSB07 122x61 cm	4200.00
GSB03 61x45 cm	1980.00	GSB08 122x91 cm	5660.00
GSB04 61x61 cm	2350.00		



GSB26 Letters/Figures size 12mm (1/2")
GSB27 Letters/Figures size 25mm (1")
GSB28 Letters/Figures size 37mm (1 1/2")
GSB29 Executive Table Plates (24.5x4.5cm approx)
GSB30 Executive Table/Door Plate (32x6.5cm approx)

Rs. 2.50 each
 Rs. 3.50 each
 Rs. 5.50 each
 Rs. 330.00 each
 Rs. 440.00 each

MAP STANDS

MAP STORAGE STAND



Map Storage Stand

DS101 As illustrated for keeping 24 maps made of iron painted Rs. 1600.00
DS102 For keeping 36 maps made of Iron painted Rs. 1850.00

MAP DISPLAY STAND



Map Display Stand

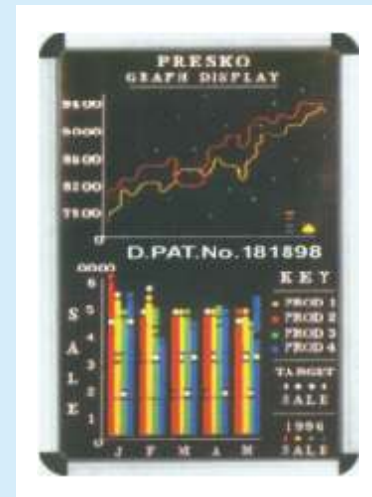
DS103 The map hangs on the stand nearest to the students; it is easy for the teacher also to emphasise on a point. All folding sturdily built of iron pipes. Height Adustable. Very convenient to carry from one class to another. Painted Each Rs. 1150.00

PRESKOGRAPH AIDS & INTERCHANGEABLE BOARDS

It is a unique and effective system of interchangeable letters & figures and graph symbols with which any kind of information can be displayed in an elegant way by joint pressing the letters and figures and graph symbols in the closed perforated back ground. The same can be changed at your will.

It is ideal for instantaneous layout planning & the first hand Knowledge of coming events. These are must for institutions & offices.

Size of Panel with Frame		Total No. of Letters & Figures in each set	Price with Deluxe frame	
in cms.	in inches		with letters	without letters
45x30	18 x 12	250	PB02WL 810.00	PB02 550.00
61x30	24 x 12	305	PB03WL 950.00	PB03 650.00
61x45	24 x 18	410	PB04WL 1350.00	PB04 920.00
91x61	36 x 24	750	PB05WL 2650.00	PB05 1850.00
122x61	48 x 24	950	PB07WL 3250.00	PB07 2250.00
122x91	48 x 36	1050	PB08WL 4025.00	PB08 2925.00
122x122	48 x 48	1150	PB09WL 5075.00	PB09 3825.00
152x122	60 x 48	1350	PB12WL 6200.00	PB12 4700.00
183x122	72 x 48	1350	PB15WL 7050.00	PB15 5550.00
244x122	96 x 48	1750	PB16WL 9350.00	PB16 7400.00



Extra letters and figures can also be had

PB26 ½" size	per 100	Rs. 105.00	PB35 Hindi letters ¾"	set of 500	Rs. 725.00
PB27 ¾" size	per 100	Rs. 115.00	PB36 Hindi letters 1"	set of 500	Rs. 825.00
PB28 1" size	per 100	Rs. 130.00	PB37 Hindi letters 1½"	set of 500	Rs. 950.00
PB29 1 ½" size	per 100	Rs. 165.00	PB38 Line Divider 6" long	Per 100	Rs. 200.00
PB30 2" size	per 100	Rs. 275.00	PB39 Comma, Full Stop Large	Per 100	Rs. 95.00
PB31 Roman Type ¾" Size	per 100	Rs. 130.00	PB40 Direction Pointer	Per 100	Rs. 770.00
PB32 Roman Type 1" size	per 100	Rs. 155.00	PB41 Sleek Pointers	Per 100	Rs. 120.00
PB33 Roman Type 1 ½" size	per 100	Rs. 210.00	PB42 Nail Timple(Plucker)	Per 100	Rs. 650.00
PB34 Comma/ Full stop	per 100	Rs. 95.00			



DOOR PLATE ALUMINUM
With Acrylic covers

PB76 Senior 39 x 13.5 cm	Rs. 500.00
PB77 Junior 31.5 x 8.5 cm	Rs. 425.00

(Without letters)



CONFERENCE NAME (Table Top) PLATES
(without letters)

PB78 Senior 31.5 x 6.5 cm	Rs. 195.00
PB79 Junior 23.5 x 4 cm	Rs. 140.00
PB80 Standard set of 100 letters (3/4")	Rs. 115.00

All the Letters, Figures and Punctuation signs and graph symbols are available in Red, Blue, Green and Yellow colour also in sets of 100. Rate of Coloured letters will be 10% extra. Standard set with boards are supplied in white colour only.

BONES & SKELETON MODELS



- Human Skeleton (XC-101)**
- Size: 170 cm life size.
 - Made of PVC plastic.
 - Removable arms and legs.
 - Features nerve branches, vertebral artery and hemiated lumbar disc.
 - Skull includes movable jaw, cut calvarium, suture lines and three removable lower teeth.
 - Mounted on a sturdy 40cm wide metal base.
 - Washable
 - Unbreakable
 - Ideal for teaching the basics of human anatomy.

• Price Rs. 13730.00

Human Skeleton With Muscles & Ligaments (XC-101A)

- Life size 170 cm
- With muscles & ligaments
- On pelvic mounted stand
- The skeleton allows you to demonstrate the hand painted muscles origins & flexible joints ligaments.
- This skeleton is made of durable plastic which includes stand & dust cover.
- Skull includes movable jaw, cut calvarium, suture lines and three removable lower teeth.
- Mounted on a sturdy 40cm wide metal base.
- Washable
- Unbreakable
- Ideal for teaching the basics of human anatomy.

• Price Rs. 24600.00



Life Size Skull (XC-104)

- This economical life-size adult plastic skull features a moveable jaw, cut calvarium, suture lines and 3 removable lower teeth-incisor, cuspid and molar. Dissectible into 3 parts.

• Price Rs. 1830.00



Life Size Coloured Skull (XC-104C)

- This is advanced model of XC-104C life-size skull, bones painted in different colors for precise study. Can be disassembled into 3 parts.

• Price Rs. 2550.00



Human Fetal Skull (ZX-1201)

- Made of high grade synthetic polymer having long durability
- Size: Natural size
- Separated two parts of skull & lower jaw bone
- Well illustrated and informative
- Beautifully painted in bright colors
- Model is accurately made from actual specimen references, photographs and encyclopedia reference under expert guidance
- Model is a great teaching tool for anatomy lessons

• Price Rs. 1500.00



Mini Skeleton (SK046)

- Real life Model
- Detachable joints
- Durable Parts
- ABS Stand
- Size: 46 cm(18")

• Price Rs. 1140.00

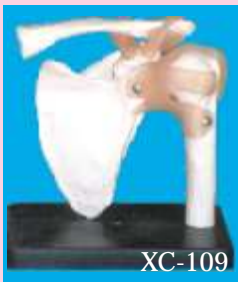
Human Skeleton (XC-102B)

- Size 85cm Medium.
- Made of PVC plastic.
- Shows nerves and blood vessels.
- Depicts the position, course and distribution of main arteries and peripheral nerves.
- Can be employed as a visual aid in the instruction of anatomy to students of medicine.

• Price Rs. 4500.00



XC-102B



Shoulder Joint (XC-109)

- Size: 16 x 12.5 x 20cm. Life size, on stand.
- To illustrate abduction, adduction, anteversion, retroversion and internal/external rotation.
- Includes flexible artificial ligaments.
- Price Rs. 1220.00

XC-109

Hip Joint (XC-110)

- Life size, on stand.
- Demonstrates anteversion, retroversion, abduction & internal/external rotation. Includes flexible, artificial ligaments.
- Price Rs. 1220.00



XC-110



Knee Joint (XC-111)

- Size: 12.5 x 12.5 x 32cm.
- Life size, on stand.
- Demonstrates flexion, extension, and internal/external rotation. Includes flexible, artificial ligaments.
- Price Rs. 1220.00

XC-111

Elbow Joint (XC-112)

- Size: 12.5 x 12.5 x 32cm.
- Life size, on stand
- Demonstrates flexion, extension, and internal/external rotation of the radius.
- Includes flexible, artificial ligaments.
- Price Rs. 1220.00



XC-112



Foot Joint (XC-113)

- The model is made of PVC plastic
- Natural Size
- Price Rs. 1220.00

XC-113

Life-Size Foot Joint with Ligaments (XC-113A)

- Demonstrate all of foot functionality and the external anatomical structures. Including flexible, artificial ligaments. Made of PVC plastic. Natural size.
- Price Rs. 1400.00



XC-113A

Hand Joint (XC-114)

- The model is made of PVC plastic
- Natural Size
- Price Rs. 1220.00



XC-114

Life-Size Hand Joint with Ligaments (XC-114A)

- Demonstrate all of hand functionality and the external anatomical structures.
- Including flexible, artificial ligaments. Made of PVC plastic. Natural size.
- Price Rs. 1400.00



XC-114A



XC-126

Vertebral with Pelvis & Femur Heads (XC-126)

- Life size model
- Shows all significant features of each vertebra, including spinal cord, nerve roots, the vertebral artery, a herniated disc and vertebral notch etc.
- Special features: inflexible 72cm tall vertebral column complete with pelvis, femur heads, sacrum, occipital bone, vertebral artery, all nerve branches and herniated lumbar disc.
- Deluxe chrome stands 85 cm high.
- Price Rs. 5100.00

Disarticulated Skeleton (XC-130)

- This economical life size disarticulated skeleton will encourage students to learn the various bones of an Adult Human. It is a visual aid for instructions of anatomy to students, doctors, nurses or anyone interested in human skeleton.
- About 200 different bones
- Price Rs. 9590.00



XC-130



Human Skull Model Dx. (ZX-1202)

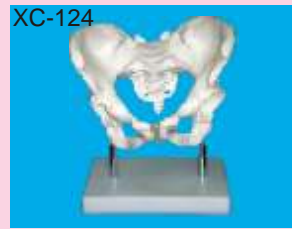


ZX-1202

- Made of high grade synthetic polymer having long durability.
- Size: Natural size.
- Dissectible into 3 parts with moveable jaw, cut calvarium.
- Well illustrated and informative.
- Model is accurately made from actual specimen references, photographs and encyclopedia reference under expert guidance
- Model is a great teaching tool for anatomy lessons.
- Price Rs. 3300.00



Adult Male Pelvis
(XC-123)



Adult Female Pelvis
(XC-124)



Female Pelvis Muscles and Organs (XC-125)

- Natural size
- Made of PVC plastic
- Price Rs. 2520.00

These model sizes are just the same as realities and made of PVC plastic. Comparing a model of male pelvis with a female one, the differences between the two can be listed as following:

	<u>Male</u>	<u>Female</u>
• Pelvis shapes	Long and narrow	Short and broad
• Pelvis cava	Like a funnel	Like a barrel
• Aperture pelvis Superior	Heart-like	Rounded
• Sacrum	Long and narrow	Broad and short
• Angles of pelvis arch	70-75 degree	90-100 degree
• Symphysis pubica	Long and narrow	Short and broad
	Price Rs. 1730.00	Price Rs. 1730.00

Birth Demonstration Model (XC-127)

- Female Pelvis with miniature skull
- Natural size
- Made of PVC plastic
- Price Rs. 2520.00



Bone Microstructure (ZX-1601)

- Made of high grade synthetic polymer having long durability.
- Mounted on sturdy plastic base for easy display.
- Size : 30x20x16 cm.
- Well illustrated and informative.
- Beautiful painted in bright colors.



NEW

• Rs. 4500.00

HUMAN ANATOMY



Unisex Torso 23 parts 85CM (XC-204)

- Size: 33.5" tall (85cm), Made of PVC plastic.
- Features an exposed spine with removable vertebra and spinal cord segments.
- Interchangeable male and female genitalia.
- The female organs include a fetus in the womb.
- Dissectible into 23 parts: torso, female breast plate, head, eyeball, brain, vertebra spinal nerves, lung (2 parts), heart (2 parts), liver, kidney, stomach (2 parts), intestines (4 parts), male genitalia (2 parts), female genitalia with fetus (3 parts).
- Mounted on a plastic base.

• Price Rs. 13190.00

Visible Expectant Mother Anatomy Kit (MK064)

- Size 55 cm
- Dissectable in 48 pieces
- Detailed instruction manual included.
- This visible anatomy model realistically shows the important parts of human body. Learn how body works by taking the model apart & see how the different organs work together to keep us alive & healthy.
- Everything in a body is there for a reason. From skin to heart to fingerprints. Some of the body parts are organs, like stomach, brain or heart. They do specific things to keep human alive.
- To explore the model, open it by removing the front outer plastic "skin". Next remove the front of the rib cage. Now you can remove the organs one at a time. Notice how the organs connect to each other and fit in the body. After you have taken all the organs out, follow the illustrations to put your model back together.

• Price Rs. 6400.00



Human Torso (MK050)



- Hand Painted in Vivid & Natural Colours
- 50cm High
- 11 Dissectible Parts
- ABS Base
- Fully Illustrated Colour Instruction Manual
- Price Rs. 6200.00

DIGESTIVE SYSTEM

Human Stomach, Pancreas & Duodenum (ZX-1402)



- Made of high grade synthetic polymer having long durability.
- Well illustrated and formative.
- Size : 20x15x10 cm
- Beautiful painted in bright colors.
- Price Rs. 2100.00

Appendix and Caecum (GD/A12006)

- Made of advanced PVC.
- Mounted on a stand, Natural size.
- Shows wall of the caecum and appendix.
- Separated into 2 parts
- Shows 17 positions

• Rs. 3220.00



Stomach Model (XC-306)



- Made of hard plastic, Magnified 2 times the natural size
- Shows the morphology of the stomach in a distended state.
- With the longitudinal section, the model shows the structures of the gastric folds, pyloric valve, pyloric sphincter muscles, gastric mucosa and the transitional mucosa of the gastric-esophagus.
- Price Rs. 1590.00

Liver, Pancreas and Duodenum Model (XC-311)

- To study the basic structure of the liver, spleen, blood vessels and pancreas.
- External structure are illustrated as well as the pancreatic duct of the pancreas.
- This model also shows the abdominal aorta and inferior vena cava.
- Life-size. Dissectible into 3 parts. Made of PVC.
- Size:23x12.5x26cm.

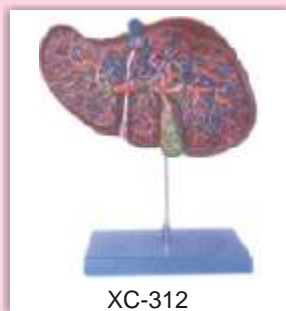
• Price Rs. 1870.00



Liver Model (XC-312)

- An economical way to study the basic structure of the liver. The complex vessels network in the opened liver, displayed in different colors on this model : hilus vessels, extra-hepatic and intra-hepatic bile ducts. Liver mounted on stand.

• Price Rs. 2990.00



Human Digestive System (ZX-1301)

- Made of high grade synthetic polymer having long durability.
- Mounted on sturdy wooden frame for easy display.
- Size : 40x80 cm
- Beautiful painted in bright colors.
- Price Rs. 4500.00

Digestive System (XC-315)

- Life-size digestive system model, demonstrates the entire digestive system in graphic relief. Digestive system features : nose, mouth cavity and pharynx, esophagus, GI tract, liver with gall bladder, pancreas and spleen. The duodenum, caecum and rectum of the digestive system are opened. Dissectible into 3 parts. Mounted on baseboard.

• Price Rs. 7320.00



HEART & CIRCULATORY SYSTEM



ZX-1302

NEW

Human Circulatory System (ZX-1302)

- Made of high grade synthetic polymer having long durability.
- Mounted on sturdy wooden frame for easy display.
- Size : 40x80 cm
- Beautiful painted in bright colors.
 - Price Rs. 4500.00

Pumping Heart (MK 019)

- A 3-D working plastic heart model with clear chambers. Squeeze bulb pumps simulated blood through clear heart chambers just like real one.
- Complete heart model scale with display stand.
- Complete instruction manual, easy to assemble.
- Acrylic Paints and Brush are included.
 - Price Rs. 1400.00



MK 019

Heart Model (PD-002)

- Full Size
- Durable ABS Base
- Detachable Cover Piece
- Highly Realistic Decoration
 - Price Rs. 1650.00



PD002

Jumbo Heart Model (XC-307)

- Size: 25 x 23 x 23 cm. Made of PVC plastic.
- Helps to understand the external features and internal structures of the heart, and its relation with the large blood vessels.
- Clear conception of routes of the systemic & pulmonary circulation.
- Dissectible into 3 parts
- 4 times enlarged.
 - Price Rs. 2320.00



XC-307

SKIN

Skin Model Enlarged (XC-313)



XC-313

- A greatly enlarged (105 times) cross sectional view of the human skin showing three layers and a close-up view of a hair follicle, sweat gland, fatty tissue and more. Front, side and back view.
- Mounted on a plastic base, it shows the structures of the human scalp.
- Structure of the skin: epidermis, dermis, hypodermis.
- Appendages of the skin: the sweat glands, the sebaceous glands, the hairs, Blood vessels and nerves of the skin.
- Size: 27 x 10 x 31cm
 - Price Rs. 1880.00

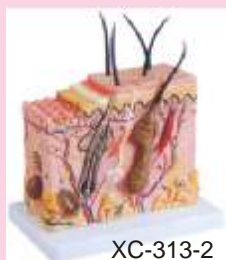


ZX-1604

NEW

Skin Model ZX-1604

- Made of high grade synthetic polymer having long durability.
- Size : 21x10x25
- Well illustrated & informative.
- Beautiful painted in bright colors.
- Price Rs. 1650.00



XC-313-2

Skin Block Model (XC-313-2)

- This model shows a section of human skin in three dimensional forms. Hair, sebaceous and sweat glands, receptors, nerves and vessels are shown in detail. 70 time enlarged.
 - Price Rs. 3030.00

Human Skin (ZX-1401)

- Made of high grade synthetic polymer having long durability.
- Size : 30x35 cm
- Beautiful painted in bright colors.
 - Price Rs. 1100.00



ZX-1401

NEW

EYE

Giant Eye Model (XC-316)

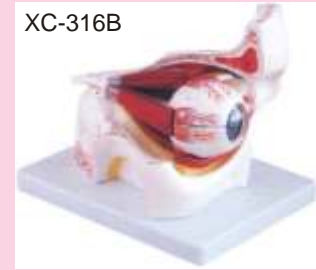


XC-316

- Size: 15.5cm. The model is made of PVC.
- Mounted on a plastic stand.
- 6 times enlarged Model. The different parts of the eyeball model are detachable.
- Tunica external: showing cornea & sclera with attachments of ocular muscles & optic nerve.
- Tunica media: showing the iris, the ciliary body and the choroid.
- Tunica internal is retina.
- Refraction media: showing the lens and the vitreous body.

• Price Rs. 1800.00

XC-316B Eye with Orbit



XC-316B

- The model shows the eyeball with optic nerves and muscles in its natural position in the bony orbit. Dissectible into 10 parts. 3 times enlarged.

• Price Rs. 4130.00

BRAIN & NERVOUS SYSTEM

Brain with Arteries (XC-308)



XC-308

- Made of PVC plastic.
- Dissectible into 8 parts. On base.
- Natural size: 18.5 x 14 x 13.5cm.
- Facilitates a correct understanding of the features of the brain and its arterial supply as a whole, Relations between their component portions.
- External features of the brain: cerebral hemisphere, brain stem, cerebellum.
- The arterial supply of the brain: sources, vertebral, internal carotid arteries, arteria supply of the cerebellum and cerebrum.

• Price Rs. 1670.00



Neuron ZX-1602



ZX-1602

- Made of high grade synthetic polymer having long durability.
- Size : 30x20x12cm
- Well illustrated and informative.
- Beautiful painted in bright colors.

• Price Rs.3300.00



ZX-1307

NEW

Human Nervous System (ZX-1307)

- Made of high grade synthetic polymer having long durability.
- Size : 40x80 cm
- Beautiful painted in bright colors.

• Price Rs. 4500.00

Brain With Arteries on Head (XC-318)



XC-318

- This model shows the brain structure inside the skull. Two halves brains can be disassembled into: frontal with parietal lobes, temporal with occipital lobes, half of brain stem, half of cerebellum. Life-size, dissectible into 9 parts.

• Price Rs. 3480.00

EAR

Ear Model New Style Giant size (XC-303C)

- Dissectible in 6 parts.
- Made of PVC Plastic.
- Size 33x15x23 cm.

• Price Rs. 1980.00



XC-303C

RESPIRATORY SYSTEM



XC-301

Human Larynx Model Magnified (XC-301)

- Size 11.5 x 11 x 24 cm, 3-parts dissectible.
- A functional model, On base 3 times enlarged.
- Shows movements of epiglottis & cartilages in the voice box.
- Helps to understand the morphology and structure of the respiratory tract and phonetic organ.

• Price Rs. 1120.00



XC-302

Pulmonary Alveoli Model Magnified (XC-302)

- Size: 26 x 15 x 35cm
- Made of PVC plastic and mounted on plastic base.
- The model shows the small branches of principal bronchus:
- Section of bronchiole of no cartilage.
- The relation between pulmonary alveoli and terminal bronchiole.
- The structure of alveolar sac and alveolar duct
- The capillary rete in the alveolar septa.

• Price Rs. 1600.00



XC-309

Model of the Anatomical Nasal Cavity (XC-309)

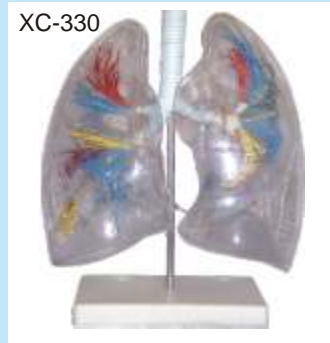
- This model helps the students to understand:
- External nose : shows the section of the nasal bones and cartilages.
- Nasal cavity : on the lateral nasal wall show the superior, middle and inferior nasal conchae project medially into the nasal cavity forming the superior, middle and inferior nasal maxillary sinuses.
- Paranasal sinuses : shows the frontal, sphenoid and maxillary sinuses.

• Price Rs. 1170.00

Model of the Transparent Lung Segment (XC-330)

- Presents 10 segments in the right lung and 8 in the left. The distributions of the bronchial tree can be observed through the transparent lungs.
- Right lung: right upper lobe (3 segments), right middle lobe (2 segments), right inferior lobe (5 segments)
- Left lung: left upper lobe (4 segments), left inferior lobe (4 segments).
- Distribution of the bronchial tree: right bronchus, left bronchus.
- Hilus of lung. The lung made of transparent plastic. The trachea & bronchial tree is made of PVC.

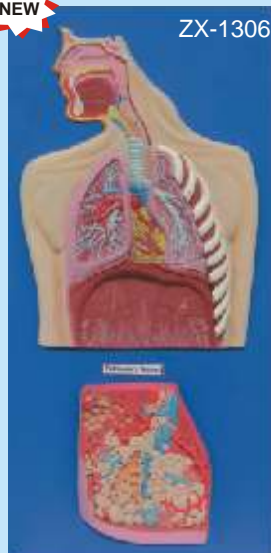
• Price Rs. 4790.00



XC-330

Human Respiratory System (ZX-1306)

NEW



ZX-1306

- Made of high grade synthetic polymer having long durability.
- Mounted on sturdy wooden frame for easy display.
- Size : 40x80 cm
- Well illustrated and informative Beautiful painted in bright colors Model is accurately made from actual specimen references, photographs & encyclopedia reference under expert guidance.
- Model is a great teaching tool for anatomy lessons.

• Price Rs. 4500.00

Model of the Head (XC-324)



XC-324

• Price Rs. 3770.00

Larynx, Heart and Lungs Model (XC-320)



XC-320

- Life size
 - Dissect able in 7 parts
 - Made of PVC plastic
 - Size 36 x 23 x 12 cm
- Price Rs. 5340.00

DENTAL MODELS



TH001

Dental Care Model (TH001)

- 2 Times Full-Size
- Giant Teeth with Toothbrush
- Price Rs. 2310.00



TH002

Dental Model Small (TH002)

- 1.5 x Model with Hinge
- Price Rs. 1100.00

EXCRETORY SYSTEM

Male Urogenital System (XC-331)

- This is intended for schools as a visual aid in teaching physiology and hygiene to help the students to understand the external features of the urogenital system of the kidney, urinary bladder, penis and testicle.
- Made of PVC Plastic.
- Size 20x20x50 cm.
- Price Rs. 1670.00



XC-331

Female Urogenital System (XC-332)

- This model serves as a teaching model for teachers to teach the female urogenital system. The model shows kidney, ureters, urinary bladder, uterus, accessories of uterus, vagina, ovary membrane, ligaments, uterus ligament and its artery etc.
- Made of PVC plastic.
- Size 20x20x50 cm.
- Price Rs. 1670.00



XC-332



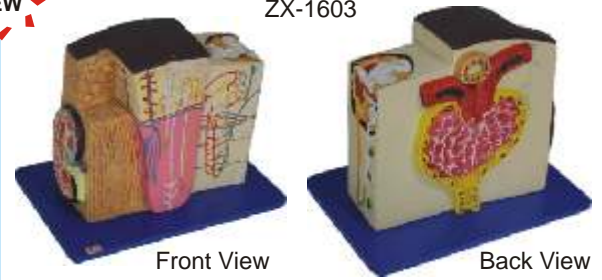
ZX-1303

Human Excretory System (ZX-1303)

- Made of high grade synthetic polymer having long durability.
- Mounted on sturdy wooden frame for easy display.
- Size : 40x80 cm
- Well illustrated and informative
- Beautiful painted in bright colors
- Model is accurately made from actual specimen references, photographs & encyclopedia reference under expert guidance.
- Price Rs. 4500.00



ZX-1603



Front View

Back View

Kidney Microstructure (ZX-1603)

- Made of high grade synthetic polymer having long durability.
- Mounted on sturdy wooden frame for easy display.
- Size: 30x20x24cm
- Beautiful painted in bright colors
- Price Rs. 4500.00

Human Kidney with Adrenal Gland (XC-310-3)

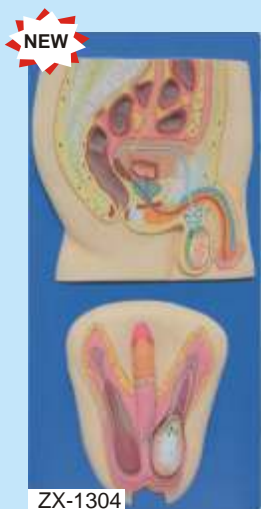
- Life-size model features the kidney, adrenal gland, renal and adrenal vessels and upper portion of the ureter.
- Dissectible into 2 parts to reveal the cortex medulla, cortex vessels and renal pelvis.
- Model can be removed from the stand for instruction and patient education.
- Size: 12.5 x 12.5 x 20 cm.

- Price Rs. 1440.00



XC-310-3

REPRODUCTIVE SYSTEM



Human Reproductive System Male (ZX-1304)

- Made of high grade synthetic polymer having long durability.
 - Mounted on sturdy wooden frame for easy display.
 - Size : 40x80 cm
 - Well illustrated and informative
 - Beautiful painted in bright colors
 - Model is accurately made from actual specimen references, photographs and encyclopedia reference under expert guidance.
 - Model is a great teaching tool for anatomy lessons.
- Price Rs. 4500.00



Human Reproductive System Female (ZX-1305)

Build your own Human Anatomy Museum

- New type of Puzzle • Highly detailed finish • Collectible Quality • Dissectable in small parts • Display Stand •



SK007

Eyeball Anatomy Model

- Size 14 cm
- 35 pieces set.
- Price Rs. 1290.00



SK008

Human Body Anatomy Model

- Size 12.7 cm
- 32 pieces set.
- Price Rs. 1290.00



SK009

Heart Anatomy Model

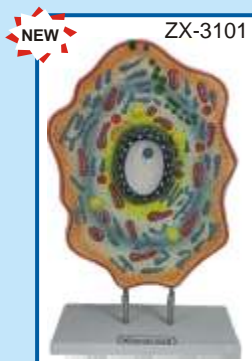
- Size 14 cm
- 31 pieces set.
- Price Rs. 1290.00



SK010 Cranial Nerve Skull Anatomy Model

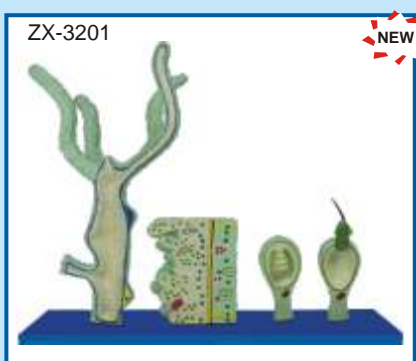
- Size 9 cm
- 39 pieces set.
- Price Rs. 1290.00

NEW BIOLOGY MODELS



Animal Cell (ZX-3101)

- Made of high grade synthetic polymer having long durability
- Size 30x40x10 cm
- Rs. 2050.00



HYDRA (ZX-3201)

- 4 piece model showing detailed anatomical structure of hydra
- Made of high grade synthetic polymer.

• Rs. 1650.00

DNA (DN001)

- 12 base pairs mounted on a central steel axis.
- A pack of 24 Deoxyribose Sugar Caps.
- 2 white ribbons with alternating cut gaps and 'P' marks in a transparent plastic case.
- Size 10x10x45 cm
- Rs. 1600.00



TELESCOPES



Telescope (TS302)

- 20x.40x.60x Eyepiece,
- 30mm Objective Lens
- Diagonal Mirror,
- 41cm (16") ABS Body
- Unique Design with Handy Adjustable Knob
- 25cm (10") Tripod
- Price Rs. 1920.00

Telescope Astrolon (TS506)

- 345x Magnification
- Objective Lens 50mm
- 89cm (35") Aluminium Tripod
- 3 eyepieces 4mm, 12.5mm, 20mm
- Barlow Lens 2.3x
- Finderscope 6x25 mm
- Diagonal Viewer
- Focal Length 600mm
- Space Map
- Instruction Manual
- Price Rs. 6350.00



525x Astrolon Handheld Telescope (TS771)



- 122cm Aluminum Tripod
- Precision Control System
- Platform Locking Lever (Release Telescope body for hand carrying)
- Pan-handle (Control the vertical movement of telescope)
- Panning lock nut (Control rotation movement of telescope)
- Arm guide lock
- Diagonal Viewer
- Accessory Tray
- Barlow Lens 3x
- Erecting Eyepiece 1.5x
- Finderscope 6x 25mm
- Space Map
- Instruction Manual
- Objective Lens Ø70mm
- Focal Length 700 mm
- 31.7mm Eyepiece 4mm, 9mm, 12.5mm, 20mm
- Price Rs. 9600.00

675x Reflector Telescope (RT976)

- Precision Reflecting Mirror Ø 76mm
- Focal Length 900 mm
- 31.7mm Eyepiece 4mm, 12.5mm, 20mm
- Barlow Lens 3x
- Finderscope 6x 25mm
- Fine Adjustment
- Accessory Tray
- Screwdriver
- Space Map
- Instruction Manual
- Alt-Azimuth Mount
- 114cm (45") Aluminum Tripod
- Price Rs. 11750.00



BINOCULARS

10 x 50MM BINOCULARS (BN1050)



BN1050

- Focussing Knob
- Neck strap
- Eye piece with rubber coating
- 50mm dia objective
- Rubber covered body
- Superior Lenses

• Price Rs. 3500.00

SIMULATED FROG DISSECTING KIT (VT021)



VT021

- Authentically detailed frog Body
- Removable soft texture organs
- Cross sections show muscle structure
- Glow-In-Dark "X-RAY" included
- Child safe lab tools included

• Price Rs. 3350.00

CHEMISTRY LAB KIT (CM001)

- (10) Chemicals
- (8) Litmus Papers
- 80 ml Glass Beaker
- (2) Test Tubes with Stoppers
- Test Tube Rack
- Test Tube Holder
- (2) Stopper-Corks
- (3) Stopper-Corks with Holes
- (3) Glass Tubes
- Rubber Tube
- Spout Brush
- Funnel
- (6) Filter Papers
- Alcohol Lamp
- (2) Measuring Spoons
- Stirring Rod
- Safety Goggles
- Instruction Manual with 130 Experiment Procedures & Results

• Price Rs. 2200.00



CM001



VS468

VIDEOSCOPE

VIDEOSCOPE (VS468) with 21 cms Screen Power 20x.40x.60x.80x Set of 57 pieces as detailed

- Prepared Slides-2
- Blank Slides-10
- Cover Glasses-12
- Statical Slide Covers-12
- Blank Labels-12
- Scalpel-1
- Needle-1
- Pair of Tweezers-1
- Spatula-1
- Stirring Rod-1
- Petri Dish-1
- Spare Bulb-1
- Collecting Vials-2
- Instruction Manual
- Box Size : 14"x8"x13"

• Per Set Rs. 3460.00

MICROSCOPE

MICROSCOPE SET (MS006)

(For use upto middle class)

Power 100x-300x-600x set of 28 pieces as detailed

- 20 cm Microscope
- Prepared Slides-2
- Blank Slides-6
- Statical Slide Covers-6
- Blank Labels-6
- Pair of Tweezers-1
- Collecting Vials-2
- Stirring Rod-1
- Spare Bulb-1
- Condenser Lense Cap-1
- 3x.6x Magnifier-1
- Instruction Manual
- Window Box Size: 8¾"x3½"x8½"
- Per Set Rs. 1450.00



Age 8+

MS006

MICROSCOPE SET (MS002) with Light & Projector Power 100x-900x Set of 63 pieces (For use upto secondary level)



MS002

Age 8+

- 23 cm Microscope with 8x, 25x, 50x objective Lenses & Die-Cast Body-1
- Huygen's Eyepiece
- 12x-18x Zoom-1
- Micro-Data Bank-1
- Micro Slicer-1
- Blank Slides-12
- Cover Glasses-12
- Blank Labels-12
- Statical Slide Covers-12
- Vial of Eosin-1
- Vial of Gum Media-1
- Collecting Vials-2
- Stirring Rod-1
- Vial of Methylene Blue-1
- Petri Dish-1
- Scalpel-1
- Needle-1
- Pair of Tweezers-1
- Spare Bulb-1
- Condenser Lense Cap-1
- Graduated Cylinder-2
- Instruction Manual-1
- Window Box Size: 15½"x3¼"x13¾"
- Safety Goggles-1
- Rs. 3260.00

6 in 1 Solar Kit (EL315)

This do it yourself Solar kit enables children assembling the parts and transforming into six (6) different types of motor driven apparatus actuated by Solar Power.

- Solar Robot
- Solar Wheeler
- Solar Windmill
- Solar Plane
- Solar Helicopter
- Solar Airboard
- Price Rs. 1460.00



EL315

Age 10+

CS020 MINI SOLAR SYSTEM



Age 6+

- 9 x Supports
- 9 x Planets
- 1 x Sun pillar
- 1 x Module base
- 1 x Sticker

• Rs. 800.00

NEW SCIENCE TEACHING KITS

TK4003 Wake Me Robot

Place it next to your bed at night. In the morning when light falls on it, the robot will start to move and buzz. Easy to assemble - no soldering required.

Rs. 1590.00



TK7094 Vision

A simple explanation of how the eye works. Activities to demonstrate some of the eye's functions. Eye testing equipment to test the eyes for normal sight, short sightedness and long sightedness. Eye testing charts included.

Rs. 1780.00

TK7086 My Senses

This kit is part of our Body Awareness Science Series, exploring the five senses: sight, hearing, smell, taste and touch. Perform over 50 fascinating experiments. Use a genuine stethoscope, make a telescope with real lenses and create rainbows with a prism. Prepare perfume and stink bombs with chemistry lab equipment. Learn how to read and send messages in Braille. Also includes many activities suitable for party games.

Rs. 3270.00



TK7076 Go Electronic

Electronics for beginners! Hours of interest in this fascinating field. Build 6 exciting electronic devices - a burglar alarm, a fire alarm, a musical organ, a siren, a sound effects generator and a radio. Console and electronic components included. Easy to design your own additional circuits. Battery required.

Rs. 2080.00

TK7074 Go Weather

Over 30 fascinating activities all about weather and climate. Kit includes a real wind speed indicator. Build your own barometer, weather vane, rain gauge and hydrometer. Observe the weather traits and see how they'll affect tomorrow's weather! Make a rainbow, produce clouds, lightning, rain and even a thunderstorm

Rs. 2400.00



Age
8+



Age
8+

TK7072 Go Circuit

Welcome to the world of electricity! Specially designed kit to learn, play and have fun safely with basic electric circuits. Assemble more than 24 different and fascinating circuits for motor, buzzer, lights and other circuits. Make alarm and games, and even invent your own circuits. Additional fun applications of circuits are explained in manual. Batteries required.

Rs. 2400.00

TK8200 Physics

250 Exciting Experiments. Have no fear of physics! 250 captivating experiments which will introduce you to this fascinating field! Experiment with Electricity, magnetism, motors, gases, liquids, heat, sound, force, pressures and motion. Understand nature's basic laws.

Rs. 3150.00



Age
10+



Age
10+

TK8360 Super Chem 150

Due to the enormous success of the Super Chem line, we have added a new and larger version: the Super Chem 150. This new version has 150 exciting science activities using only products found in the kitchen. There are over forty pieces of equipment enabling you to carry out all of the 150 activities. These activities include the following science phenomena: chemistry, optics, bubbles, magnetism, physics and chromatography. The kit includes an attractive four colour book.

Rs. 3250.00

TK8405 Solar Power

150 Challenging Experiments. Convert solar energy. Build a solar electric generator, motor, water heater, furnace, thermometer, crane and solar energy mobiles. Unique experiments with colour optics, electroplating, stroboscopes, thermodynamics and Moire patterns.

Rs. 3300.00



Age 10+



Age 10+

TK8650 Ecology

150 Experiments dealing with ecology and the world around us. Topics include bacteriology, climate, water, air, nature, chemical analysis, water and soil pollution, recycling and acid rain. Understand the problems and improve the environment.

Rs. 3150.00

TK8740 Hydrolab

Complete greenhouse system for cultivating plants and vegetables in an "indoor" environment, without soil, using a modern Hydroponics system. The kit comes with a base, adjustable translucent observation cover, four growing trays, fertilizer tank, safe chemicals and bedding for propagating the growth of plants.

Rs. 3550.00



Age 8+



Age 10+

TK8950 Energy

More than 200 experiments. This kit is designed to give an understanding of the various kinds of energy sources, how to transform them and use them. Learn about windmills, levers, solar energy, batteries, electricity, electrochemistry and more. Make your own simple machines. All necessary lab equipment included.

Rs. 3650.00

CS015 STUDENT BALANCE KIT



Age 6+

- 4 x Weights
- 4 x Arms
- 2 x Weighing pans
- 2 x Levers
- 2 x Triangle axials
- 2 x Pointers
- 2 x Scales
- 1x Central Axial
- 1x Pivoted weight
- 2 x Arms side holders

• Rs. 800.00

MECHANZO ROBOTICS KITS

★ THINK ★ EXPLORE ★ CREATE ★ INNOVATE


If your children are fascinated with simple robotics and have always attempted to include them during their science projects or exhibitions, then the Mechanzo Robotics Kits is sure to light up their eyes with marvel and joy.

The Mechanzo is an effective learning toy as it helps children explore the rudimentary concepts of science through robotics. As individuals explore the components and delve into its mechanism, they will build on their technical knowledge and ignite their interest in advanced robotics that will prove beneficial during their future. The Mechanzo Robotics Kit comes with an assembly guide with new learning concepts in each step that is sure to spark a love for science.

The Mechanzo Robotics Kit is a builder's toy that can enthrall mechanically inclined children. Those who love to build will love the flexibility of using the pieces associated with this toy set. It comes with about 150/200+ pieces that can be used to build toys of varying design elements. It can be used to demonstrate multiple designs with the pieces in the Mechanzo set. It inspires critical thinking coupled with logical insights. Kids can also use the set to learn new concepts in design.



Product Code RK06 - Mechanzo Robotics Kit "Create New Designs" - Suitable for kids age 6+
Price Rs. 1790.00



Product Code RK09 - Mechanzo Robotics Kit "Learn Science with Fun" - Suitable for kids age 9+
Price Rs. 2990.00



Product Code RK12 - Mechanzo Robotics Kit "Program Your Robot" - Suitable for kids age 12+
 It comes with Sensors, & Control card. LinkUp (GUI) Software to program the Robot. Unlimited applications can be programmed.
Price Rs. 5390.00



VISUAL TEACHING AIDS

OHP 250S KANSIL'S OVERHEAD PROJECTOR :

- Low voltage
 - Latest Design
 - Single Halogen lamp 24V-250W
 - Rack & Pinion Focusing System
 - Light weight.
 - Metal Body
 - Motorised cooling System
 - Intensity Control
- Rs. 6400.00 each

OHP 250T KANSIL'S OVERHEAD PROJECTOR :

- Low voltage
 - Latest Design
 - Halogen lamp 24V-250W
 - Rack & Pinion Focusing System
 - Equipped with dual bulb system
 - Light weight.
 - Metal Body
 - Motorised cooling System
 - Intensity Control
- Rs. 7000.00 each

SP150 Slide Projector Manual :

- Versatile design
 - Halogen Lamp 24V-150W
 - Noiseless cooling system
 - Slide carrier for 2 slides
 - Rigid construction
 - Height adjustable
 - Manual Focusing
- Rs. 4000.00 each



OPTIONAL ACCESSORIES

OA01 Projection Screen 70" x 52" (175 x 130 cms) with folding tripod stand.	Each Rs. 2400.00
OA02 -do- 60"x60" (150x150 cms) - do -	Each Rs. 2400.00
OA03 -do- 90"x72" (225x180 cms) - do -	Each Rs. 5800.00
OA04 Map Screen made of thick white rexine with roller 175 x 135 cms.	Each Rs. 1050.00
OA11 Overhead Projector marker set of 7 pens including Eraser Pen.....	Per set Rs. 350.00
OA12 Blank Overhead Projector Transparencies - 210 x 297 mm. Packet of 100 sheets.....	Per Pkt Rs. 500.00
OA21 Bulb for OHP 24v-250W	Each Rs. 200.00
OA22 Bulb for Slide Projector 24V-150W	Each Rs. 200.00
OA31 Laser Pointer Pen Type with AAA size batteries.	Rs. 900.00
OA32 Laser Pointer Pen type with button cells	Rs. 350.00

Globe is a spherical representation of the Earth. See the world in its proper perspective. Spin a globe and land where you will. Discover a place. Remember a place you've never been. People and places, future and past, ideas, history, customs, borders, mysteries, space and time. A globe is a reservoir for all of this. To spend time with a globe is to wonder and it's good to wonder, because it enhances your imagination.



ScanGlobe
By Replogle Globes

ILLUMINATING, POLITICAL-CUM-PHYSICAL GLOBE

Manufactured by Replogle Globes, USA, World's largest globe manufacturers



Unlit position shows Physical features



Lit position shows Political features



Time Dial



Certified by Survey of India

Available in
★ 30 cm dia
★ 25 cm dia

OVERHEAD PROJECTOR TRANSPARENCIES

- OT01 Botany set of 75
- OT02 Zoology set of 75
- OT03 Animal Cell & Tissues set of 15
- OT04 Chick Embryology set of 20
- OT05 Frog Development set of 15
- OT06 Mitosis set of 9
- OT07 Meiosis set of 12
- OT08 Physics set of 50

- OT09 Chemistry set of 40
- OT10 Human Physiology set of 50
- OT11 Sense organs set of 20
- OT13 First Aid set of 50

Price per transparencies Rs. 35.00



2"x2" COLOURED 35 mm SLIDES

HEALTH SECTION

PREVENT THE DISEASES

each set contain 20 slides

- SPD01 Cholera
- SPD02 Malaria
- SPD03 Aids
- SPD04 Plague
- SPD05 Tuberculosis
- SPD06 Leprosy
- SPD07 Influenza
- SPD08 Jaundice
- SPD09 Cancer
- SPD10 Typhoid
- SPD11 Viral Diseases
- SPD12 Chicken Pox
- SPD13 Dysentery
- SPD14 Hepatitis
- SPD15 Heart Attack

- SPD16 Diabetes
- SPD17 Asthma
- SPD18 Arthritis
- SPD19 Thyroid
- SPD20 Blood Pressure

HEALTH CARE

each set contain 20 slides

- SHC01 Health Rules
- SHC02 Causes of Diseases
- SHC03 Prevention of Diseases
- SHC04 Effects of Alcohol
- SHC05 Tobacco & Habit Forming Drugs
- SHC06 Clean Body
- SHC07 Clean Water
- SHC08 Constituents of Food
- SHC09 Malnutrition

- SHC10 Immunization

OTHERS

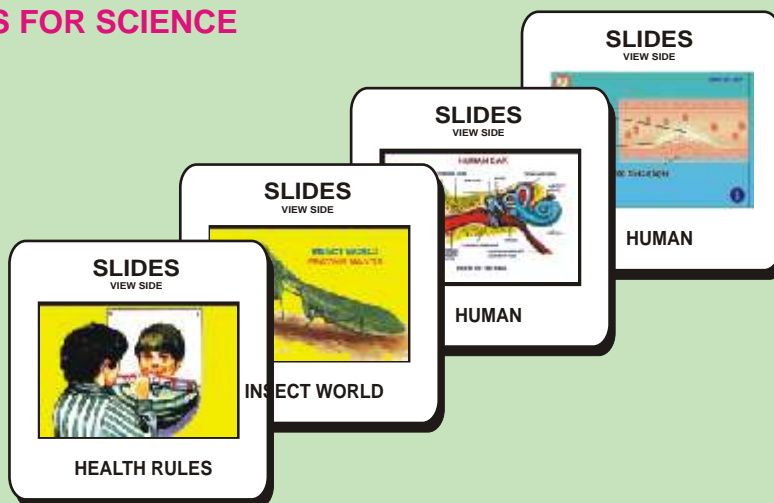
- SH01 Human Physiology set of 50
- SH03 Yogan set of 20
- SH04 Vitamin set of 10
- SH06 Human Body set of 10
- SH07 First Aid set of 50
- SH09 Mothercraft set of 30
- SH11 Child Welfare set of 20
- SH12 Family Planning set of 100

Price per slide Rs. 9.00

SLIDES FOR SCIENCE

- SSC01 Primary Science For Class I set of 40
- SSC02 Primary Science For Class II set of 40
- SSC03 Primary Science For Class III set of 40
- SSC04 Primary Science For Class IV set of 50
- SSC05 Primary Science For Class V set of 50
- SSC06 Science For Class VI set of 50
- SSC07 Science For Class VII set of 50
- SSC08 Science For Class VIII set of 100
- SSC09 Science For Class IX set of 100
- SSC10 Science For Class X set of 100
- SSC11 Physics set of 100
- SSC12 Chemistry set of 100
- SSC13 Biology set of 100

Price per slide Rs. 9.00



ZOOLOGY SECTION

- SZ01 Anatomy of Frog set of 30
- SZ02 Anatomy of Rabbit set of 20
- SZ03 Amoeba & Paramecium set of 20
- SZ04 Animal Histology set of 30
- SZ05 Animal Kingdom set of 30
- SZ06 Animal World set of 40
- SZ07 Beaks & Feet of Birds set of 20
- SZ08 Birds set of 30
- SZ09 Cockroach set of 20
- SZ10 Earthworm set of 20
- SZ11 Chick Embryology set of 20
- SZ12 Frog Embryology set of 15

- SZ13 Rabbit Embryology set of 20
- SZ14 Evidence of Evolution set of 20
- SZ15 Fishes set of 30
- SZ16 Hydra & Obelia set of 20
- SZ17 Harmful Insects set of 20
- SZ18 Useful Insects set of 20
- SZ19 L.H. Butterfly set of 10
- SZ20 L.H. Honey Bee set of 10
- SZ21 L.H. Housefly set of 10
- SZ22 L.H. Mosquito set of 10
- SZ23 L.H. Silkworm set of 10
- SZ24 Liverfluke & Tapeworm set of 20

- SZ25 Mammals set of 30
- SZ26 Meiosis set of 15
- SZ27 Mendel Heredity set of 20
- SZ28 Mitosis set of 10
- SZ29 Prehistoric Animals set of 20
- SZ30 Protozoa set of 10
- SZ31 Reptiles & Amphibians set of 40
- SZ32 Snakes set of 20

Price per slide Rs. 9.00

BOTANY SECTION

- SB01 Algae Fungi set of 20
- SB02 Angiospermic Families set of 15
- SB03 Bacteria set of 20
- SB04 Bryophyta & Pteridophyta set of 20
- SB05 Cell Structure set of 20
- SB06 Dispersal of Seeds set of 20
- SB07 Fern set of 10
- SB08 Fruits set of 20
- SB09 Germination of Seeds set of 20
- SB10 Higher Plants set of 20
- SB11 Inflorescence set of 10
- SB12 Insectivorous & Parasitic Plants set of 20
- SB13 L.H. Mucor set of 15

- SB14 Leaves set of 20
- SB15 Marchantia set of 15
- SB16 Meiosis set of 15
- SB17 Mitosis set of 10
- SB18 Plant Anatomy set of 20
- SB19 Plant Histology set of 30
- SB20 Plant Kingdom set of 30
- SB21 Plant Physiology set of 30
- SB22 Pollination set of 10
- SB23 Roots set of 20
- SB24 Spyrogyra set of 20
- SB25 Stems set of 20
- SB26 Vegetative Reproduction set of 20
- SB27 Water Plants set of 10

Price per slide Rs. 9.00

SPECIAL SLIDES (available In Album Only)

SSS01	Biology Album for 10+1 set of 100	Rs. 1000.00	SSS06	Chemistry Album for 10+2 set of 100	Rs. 1000.00
SSS02	Biology Album for 10+2 set of 100	Rs. 1000.00	SSS07	Physics Album for 10+2 set of 100	Rs. 1000.00
SSS03	Medicinal Plants set of 100	Rs. 1300.00	SSS09	Human Physiology set of 100	Rs. 1300.00
SSS04	Histology set of 100	Rs. 1300.00	SSS10	Microphotographic Transparencies set of 40	Rs. 520.00
SSS05	Pathology set of 100	Rs. 1300.00			

BIO VIEWERS

BV01 Slidoscope for Viewing Slides in available light.....Rs. 400.00

Biostrips are available on various subjects. Biostrips can be prepared on any subject (Minimum quantity should be 50 each title).

INDIAN SCHOOL SYLLABUS ON VIDEO

From Hazel Dolbrien of the U.K.

Any one CD Rs. 300.00

BIOLOGY

Code	Title	Time (in mins.)
E01	Sleepy Heads, Amoeba, Protista.	41
E02	How Insects Develop Part -I & II, Life of the Forest.	49
E03	What are Cells, Role of the Cell Membrane, Peripheral Nervous System.	57
E04	The Woods, Woodlands: Plant Movements, What is Autumn, What is Spring.	52
E05	About Your Body, Tissues of the Human Body, Body Fights Diseases.	43
E06	How Seeds are Scattered, Dispersal of Seeds and Fruits, How Seeds Grow.	52
E07	Life Cycle of Insects Part -I & Part - II, life story of the Earthworm, food feeding habits.	47



E08	Process of Pollination, Germination & Growth of plants, Life Cycle of Flowering Plants, Animals Breathe in many ways.	54
E09	Meiosis, Mitosis, Circulatory System.	51
E10	Temperature Regulation, Chemistry of The Cell Part - I & Part II.	52
E11	Effect of Light on Oxygen Production, effect of Chlorophyll & Carbon Dioxide on Oxygen production & Starch Formation, Plants Make Food, Photosynthesis.	56

Any one CD Rs. 300.00

BIOLOGY			PHYSICS					
Code	Title	Time (in mins.)	Code	Title	Time (in mins.)			
E12	Circulation of the Heart, Respiratory, Reproductive & Nervous System.	50	E22	Light, Measurement of Acceleration of Gravity, Very Low Temperature, Reflection, Refraction & Polarisation of Light.	53			
E13	Liver, Digestive System Part-I & Part -II, Lymphatic System.	54	E23	Photoelectric Effect, prelude to Power, Refraction, Reflection & Scattering of Light	51			
E14	Tissue Respiration, How Plants Move, Coral Reef Community.	51	E24	Dioxide Characteristics, Power, heat as a Radiant Energy.	42			
			E25	Buoyancy, Vibrations, learning about Sound.	51			
			E26	Magnetism part-I, II & III.	49			
			E27	Friction, Colour from light, magnetism, Magnets & their uses.	40			
						E28	Conquest of the atom, X-Ray Diffraction, Principles of Nuclear Fission.	55
						E29	Electricity (Fundamentals), pressure & Current, Electrical sources.	55
E30	Introducing the Oscilloscope, Electromagnetic Waves, Isotopes.	53						
						E31	Electromagnetic Waves Part-I & Part -II.	42
						E32	Waves & Vibrations, Young & the Theory of Light, Principles of T.V.	54
			E33	Velocity of Gamma Rays, Learning About Heat, Discovery of Radioactivity.	46			
			E61	Steam & Steam Generation Time Measurement & Meaning.	51			
			E43	Growing Plants, Fungi & man, Fungi.	47			
E48	Insects, Roots & Plants that help us.	44						
E49	Genetic Investigation, Genetics & Plant Breeding, Pattern Developments.	43						
E50	Autumn Brings Changes, Spring Brings Changes, Flying Birds.	44						
E51	Parasites, Microbiology: Microbes & their Control, Diffusion & Osmosis, Structure of Protein.	54						
E52	Autonomic Nervous System & Drugs.	35						
E53	Life Cycle of a Frog, Skeleton, Skin as a Sense Organ, Egg & Sperm.	50						
E54	Sense Perception Part-I & Part-II	55						
								
E55	Introduction to Dissection, Work of Kidneys	42						
E103	Human Brain Part-I: The Self	50						
E104	Human Brain Part-II: Language	50						
E105	Human Brain Part-III: Fear	50						
E106	Human Brain Part-IV: Memory	50						
E107	Human Brain Part-V: Seeing	50						
E108	Human Brain Part-VI: Madness	50						

Any one CD Rs. 300.00

Code Title	Time (in mins.)	Code Title	Time (in mins.)
E62 Energy From the Sun, How it works.	41	E38 Atomic Model & The Periodic Table.	44
E63 Actions & reaction, Rotational Dynamics.	34	E66 Crystallisation, Distillation.	49
E64 Fuels for the Future, How Machines help us.	47	E67 Properties of Matter I & II.	46
E65 Rockets, Doppler Effect, Wave Particle Quality, Newtons II Law.	53	E68 Properties of Matter III, IV & V.	55
CHEMISTRY			
E34 Atoms & Molecules (Properties of matter), Chromatography, Combustion.	47	E69 Basic Laboratory Techniques I.	54
E35 Acids, Bases & Salts, Physics & Chemistry of Water.	41	E70 Basic Laboratory Techniques II.	60
E36 What is Soap?, Sodium Family, Nitric Acid Compounds & Nitrogen Cycle.	48	E71 Basic Laboratory Techniques III.	45
E37 O for Oxygen, Strange case of Liquid Oxygen	44	E72 Preparation of Oxygen: Demonstration, Development of Electrochemistry, ABC of" NPK, Facts about Fertiliser.	52
		E73 Vanadium: A Transistor Element, metals & Non-metals, Silicon & its Compounds. Diamonds a Metal working	57
		E94 Rutherford Model of An Atom	42

TECHNICAL EDUCATION	<i>Code Title</i>	<i>Time (in mins.)</i>
----------------------------	-------------------	------------------------

Any one CD Rs. 700.00

TE01 Band Saw, Hand Saw	24	TE18 Introducing the Diesel Engine	32
		TE19 The Plastic Route	31
TE02 Snips and Shears, Chisels	25	TE20 Scraper and Abrarines, Cast Iron Boiler Assembly	30
TE03 Hammer and Nails, Screws and Screw drivers	24	TE21 Drawing and Planing, Drawing and Planing for Wood work, Drawing and Planing for Metal work	41
TE04 The Drill Press, Wood Joints	21	TE22 Elements of Bricks Work, Principle of Television	33
TE05 Lathe: Spindle Turning, Lathe: Work Between Centers	25	TE23 Boring and Drilling, Knee Type Horizontal Milling Machine	28
TE06 Light and Lighting Sources	41	TE24 Lathe: Face Plate Turing, Glues and Clamps	23
TE07 Lighting Management	34		
TE08 Connected to the Supply	34	TE25 Pipe Bending Techniques, Basics Radio Circuitry	29
TE09 A Question of Skill	50	TE26 Metal Files, Circuits and Connections, Making Work easier	34
TE10 The Transistor, The Transistor Configurations	35	TE27 Metal Work Layout Tools & Methods, Pliers	26
TE11 The Transistor Behaviour of the Transistor, The Transistor States of Operation	36	TE28 Out Line of Detergency, Making a Fine Piece Elbow	33
TE12 Basics of Energy Management	29	TE29 Drive Line, Drafting Methods	29
TE13 The Transistor Behaviour of the Diode, Vacuum Tubes	37	TE30 Wiring Systems	42
TE14 A.C. Motors (1) Basic Principle & Construction	45	TE31 The Projection Factor	30
TE15 A.C. Motors (2) Motor Starting & Speed Control	44	TE32 Cable and Considerations	45
TE16 D.C. Motors (1) Selecting the System	32	TE33 D.C. Motors (3) Motor Starting & Speed Control	35
TE17 D.C. Motors (2) Types of Applications, Basic Electrical Effects	30		

Any one CD Rs. 700.00

BUSINESS MANAGEMENT			<i>Code Title</i>	<i>Time (in mins.)</i>
<i>Code</i>	<i>Title</i>	<i>Time (in mins.)</i>		
E62	Energy From the Sun, How it works.	41		
BM01	The Balance Sheet	28		
BM02	Financial Management and Planning	20		
BM03	Management Accounting & Decision Making	20		
BM04	Product Design	20		
BM05	Total Control	20		
BM06	Marketing and Information Technology	25		
BM07	Total Quality Management and Information Technology	20	BM 14	Computer Risk 20
BM08	Nice Idea. What about the Finance?	20	BM15	Tesco Promise 20
BM10	The Manufacturer's Promise	17	BM16	Computers in Business 60
BM11	Computerising Accounts	20	BM17	Good Manufacturing 25
BM12	Quality Circles	23	BM18	Networks for Competitive Advantage 25
BM13	Dangerous Transactions	70	BM19	You want it when 20
			BM20	Factory of the Future 20



V-TEACH TEACHER TRAINING VIDEO COURSES

Any one CD Rs. 700.00


<i>Code</i>	<i>Title</i>	<i>Time (in mins.)</i>	<i>Code</i>	<i>Title</i>	<i>Time (in mins.)</i>
TT01	Diagnosing What Children Already Understand	50 mins.	TT22	Arrangements	17 mins.
TT02	Over to You : Using The O.H.P	26 mins.	TT23	A Place For Music	44 mins.
TT03	Body Language In The Classroom	16 mins.	TT24	Acitivity Days In Language Learning	27 mins.
TT04	Many Faces of Visual Aids	20 mins.	TT25	Children Observed	17 mins.
TT05	College With A Difference	18 mins.			
TT06	Learning Resources	15 mins.			
TT07	Audio Visual Aids At Work	19 mins.			
TT08	The Explorers	16 mins.			
TT09	A Class Of Your Own	20 mins.			
TT10	Using Tape Recorder In The Language Classroom	36mins.			
TT11	Using Magazine Pictures In The Language Classroom	36mins.	TT26	Gifted Children	28 mins.
T12	Microteaching : A Training Method for Teaching Skills	24 mins.	TT27	Gymnastics In The Primary School	19 mins.
TT13	Communication Games In A Language Programme	26 mins.	TT28	Pair & Group Work In A Language Programme	27 mins.
TT14	Children In The Picture	19 mins.	TT29	Learning To Learn At The Park School Rayleigh	20 mins.
TT15	Playing At Balancing	55 mins.	TT30	Movies, Talkies And Education	22 mins.
TT16	Classroom Organisation	32 mins.	TT31	Science In The Primary School	27 mins.
TT17	Diploma Disease	42 mins.	TT32	Teaching Gymnastics In The Middle Years of Schooling	24 mins.
TT18	Free To Move	36 mins.	TT34	Talking Point	38 mins.
TT19	Swimming In The Primary School	19 mins.	TT35	Understanding, Understanding	32 mins.
TT20	Infants Into Juniors : (Class Organisation)	25 mins	TT36	Development Of The Child : Cognition	30 mins.
TT21	Flowers For The Teacher	30 mins.	TT37	Counselling Skills : Part- I : Introductory Counselling Skills	82 mins.
			TT38	Part - II : Pitfalls In The Counselling Process	51 mins.



**For Social Studies,
please ask for our separate catalogue.**



Globe



Rollup Black Charts & Graph



Maps



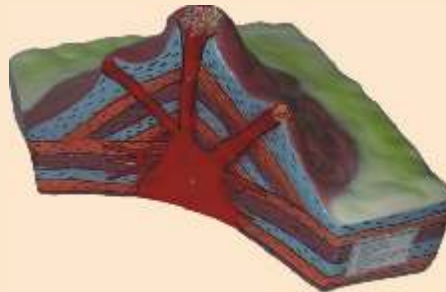
Outline Maps



Tourist Maps



Delta Model



Volcano Model



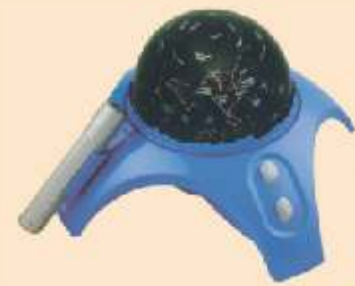
Specimens Rocks & Minerals



Solar System



GPS



Galaxy Star Finder



Dumpy Level



Great Geographers



Charts

*For Mathematics Lab
please ask for our separate catalogue.*



Abacus



Drawing Models



Cubes



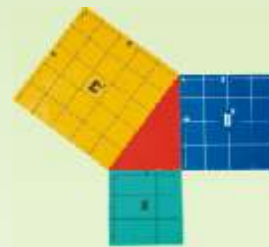
Geometry Box



Palm Clock



Bucket Balance




Jr. Pythagoras Theorem



Portraits of
Mathematicians



Kitchen Balance



Transparencies



OCTANT 3-D

MATHEMATICAL SYMBOL	
1. This Problem	\int Integral
2. Many Proportion	\sphericalangle Angle
3. Plus or minus and/or times	\perp Perpendicular
4. Plus or minus	\cong Congruent
5. Multiplied by	\propto Proportional to
6. Divided by	\approx Approximately equal to
7. Equal to	\sim Similar to
8. Not equal to	\neq Not equal to
9. Approximately equal to	\approx Approximately equal to
10. Sub or over	$\frac{\square}{\square}$ Fraction
11. Greater than	$>$ Greater than
12. Less than	$<$ Less than
13. Directly Proportional to	\propto Directly Proportional to
14. Inversely	\propto Inversely
15. Inversely Proportional to	\propto Inversely Proportional to
16. Inversely	\propto Inversely
17. Inversely Proportional to	\propto Inversely Proportional to
18. Inversely	\propto Inversely
19. Inversely Proportional to	\propto Inversely Proportional to
20. Inversely	\propto Inversely
21. Inversely Proportional to	\propto Inversely Proportional to
22. Inversely	\propto Inversely
23. Inversely Proportional to	\propto Inversely Proportional to
24. Inversely	\propto Inversely
25. Inversely Proportional to	\propto Inversely Proportional to
26. Inversely	\propto Inversely
27. Inversely Proportional to	\propto Inversely Proportional to
28. Inversely	\propto Inversely
29. Inversely Proportional to	\propto Inversely Proportional to
30. Inversely	\propto Inversely

Charts

82 Years of Dedicated & Honest Services



N.C. KANSIL & SONS

Kansil Bhawan, 8606, Model Basti, New Delhi-110 005
 Phones : 91-11-47202020 (30 lines) Fax : 91-11-23550340, 47202021
 email: nckmaps@gmail.com website: www.nck-maps.com
 www.nckansil.com

Ready Stocks – Best Quality – Competitive Rates