

SEAMAC

Piping Solutions Inc.

An ISO 9001:2008 Certified Co.

Quality of our products will speak Quality of our relation

Stainless Steel | Duplex Steel | Alloys Steel | Carbon Steel | Nickel Alloys | Copper Nickel.

An ISO 9001:2008 Certified Co.

SEAMAC
Piping Solutions Inc.

INDEX

Company Profile & Quality Policy 3

Our Facility & Our Mission 4

Buttweld Fitting 5

Forged Fitting 6

Flanges 7

Branch Connections 8

Long Radius Bend 9

Welded 2 Halves Fitting 10

Pipes 11

Tubes 12

Surgical Pipes & Surgical Equipment 13

Bars & Shafts 14

Tube Fittings 15

L R & S R (Elbow, Return, U Bend, Bend) Dimension Data Sheet 16

Equal, Tee, Cross & Caps Dimension Data Sheet 17

Reducer, Concentric & Eccentric Dimension Data Sheet..... 18

Formula of Calculating Weight .....

Application Industries & Third Party Inspection .....

INDEX

SEAMAC
Piping Solutions Inc.

Company Profile

Since Seamac was founded, it has been our mission to not only manufacture buttweld fittings, long radius (3D, 5D, Customized) bends and large diameter welded 2 Halves Pipe Fittings but also provide complete piping package solutions to our customers.

By flexibility, skill, experience and dedication to our work as well as long-standing relationships with leading manufacturers for all piping related products, we have become over the years a well-known and leading supplier to EPC and End users across the globe.

We have also become a ONE STOP SHOP for reliable Indian origin Piping Supplies for various stockists and traders around the world. Hard-to-find items, short delivery times, rare material grades and similar tasks are just as much our daily business as standard items from mass production. We find solutions for your individual requirements.

We have our own in-house inspection and commissioning staff enabling us to satisfy each customer's individual logistical requirements.

Quality Policy

Quality is our mission, the quality policy is our main tool in achieving it.
Utmost Satisfaction of client's expectation.
Innovative, Cost and time effective services
Consistent and Continuous quality improvement
Fulfillments of defined quality objective targets
Develop the organization as an International for excellence
Continuous evaluation of market to explore challenging areas of operation

The group is determined to improve productivity and focus continuously on innovation and up gradation of its products and people.

Testing Facility available

- Chemical Analysis
- Mechanical Tests
- Metallography Test
- Hydrostatic
- Corrosion Test
- Ultrasonic Test
- Radiography
- Miscellaneous Test

SEAMAC
Piping Solutions Inc.

Our Facility

We have all in house facilities for manufacturing of L. R. Bend, Welded 2 Half Fittings, Flanges, Outlets such as Cutting, Hot & Cold Forming, Pressing, Rolling, Ball Passing, Welding, Grinding, Finishing, Gauging, Handling, Hydraulic Test, Heat Treatment, Solutions annealing, Temperature Controlling With Heat Treatment Chart for Client review, surface Treatment, Machining Drilling, Boring, ID Control Picking, Passivation anti rust Coating for excellent protection and durable packaging.

Each of our product comes with a manufacturer test certificate with a manufacturer test certificate with any reputed National & International Third Party Inspection can be done as per Customer requirement 3.1 / 3.2 Certification

Our Mission

To provide the best quality products & services by maintaining high standards of manufacturing low cost, on time delivery customized products & clients satisfaction.

Butt-weld Fitting

SEAMAC
Piping Solutions Inc.

Stainless Steel & Duplex Steel Fittings

Size	:	1/2"NB to 36"NB ANSI B 16.9 MSS-SP-43
Schedule	:	10S/40S/80S/160S/XXS
Stainless Steel	:	ASTM A 403 WP - TP 304/304H/304L/316/ 316H/316L/316Ti/309/310/317L/321/347/904L
Duplex Steel	:	ASTM A815 - UNS S31803, S32750, S32760, S32205

Alloy Steel, Carbon Steel & LTCS Fittings

Size	:	1/2"NB to 36"NB ANSI B 16.9
Schedule	:	10S/40S/80S/160S/XXS
Alloy Steel	:	ASTM A 234 WPB WP5, WP9, WP11, WP12, WP91
Carbon Steel	:	ASTM A 234 WPB, IS 1239 PART II
Low Temp. CS	:	ASTM A-420 WPL6
Other Service	:	Hot Dip Galvanizing, Sand Blasting

Copper & Nickel Alloys Fittings

Size	:	1/2"NB to 36"NB ANSI B 16.9
Schedule	:	10S/40S/80S
Copper Nickel	:	C70600(90:10), C71500 (70:30), C71640
Nickel	:	UNS N02200, N02201
Monel	:	UNS N04400, N05500, Alloy 20
Inconel	:	UNS N06600, N06601, N06625, N08800, N08810, N08825
Hastelloy	:	UNS N10276, N06022, N10665, N06455

Test Certificate

Manufacturer Test Certification
En 3.1 & 3.2
IBR Test Certificate Form IIIC

Type

- Stubend - (Long & Short)
- U Bend
- End Cap
- Laterals
- Elbow (45 DEG, 90 DEG, 180 DEG)
- Tee - (Barred, Equal, Reducing)
- Reducer - (Concentric & Eccentric)
- Nipple - (Swage & Barrel)

Forged Fittings

SEAMAC
Piping Solutions Inc.

Stainless Steel & Duplex Steel Forged Fittings

Size	:	1/2"NB to 4"NB (Socket Weld & Threaded)
Class	:	3000#, 6000#, 9000# in ANSI B 16.11
Stainless Steel	:	ASTM A 182F - 304/304H/304L/316/316H 316/316Ti, 309, 310, 317L, 321, 347, 904L
Duplex Steel	:	ASTM A 182 - F51, F53, F55

Alloy Steel, Carbon Steel & LTCS Forged Fittings

Size	:	1/2"NB to 4"NB (Socket Weld & Threaded)
Schedule	:	3000#, 6000#, 9000# in ANSI B 16.11
Alloy Steel	:	ASTM A 182 - F5, F9, F11, F21, F22 & F91
Carbon Steel	:	ASTM A 105
Low Temp. CS	:	Hot Dip Galvanizing, Sand Blasting, Customized Machining

Copper & Nickel Alloys Forged Fittings

Size	:	1/2"NB to 4"NB, (Socket Weld & Threaded)
Class	:	3000#, 6000#, 9000#, In ANSI B 16.11
Copper Nickel	:	C70600(90:10), C71500 (70:30), C71640
Nickel	:	UNS N02200, N02201
Monel	:	UNS N04400, N05500, Alloy 20
Inconel	:	UNS N06600, N06601, N06625, N08800, N08810, N08825
Hastelloy	:	UNS N10276, N06022, N10665, N06455
Titanium	:	Gr. 1,2,3 DTH 3.7025, DTH 3.7065, DTH 3.7055

Test Certificate

Manufacturer Test Certification
En 3.1 & 3.2
IBR Test Certificate Form IIIC

Type

Elbow (45 & 90 Deg)	Coupling
Tee	Cap
Union	Plug
Cross	Bushing
Swage Nipple	Boss

Branch Connections

SEAMAC
Piping Solutions Inc.

Stainless Steel & Duplex Steel Outlets

Size	:	1/2"NB to 24"NB in Various Schedule
Class	:	3000LBS, 6000LBS
Stainless Steel	:	ASTM A 182F - 304/304H/304L/316/316H
		316/316Ti, 309, 310, 317L, 321, 347, 904L
Duplex Steel	:	ASTM A 182 - F51, F53, F55

Alloy Steel, Carbon Steel & LTCS Outlets

Size	:	1/2"NB to 4"NB in various Schedule
Schedule	:	3000 LBS, 6000 LBS
Alloy Steel	:	ASTM A 182 - F5, F9, F11, F21, F22 & F91
Carbon Steel	:	ASTM A 105
Low Temp. CS	:	A 350 LF2

Copper & Nickel Alloys Outlets

Size	:	1/2"NB to 24"NB in various Schedule
Class	:	3000 LBS, 6000 LBS
Copper Nickel	:	C70600 (90:10), C71500 (70:30), C71640
Nickel	:	UNS N02200, N02201
Monel	:	UNS N04400, N05500, Alloy 20
Inconel	:	UNS N06600, N06601, N06625, N08800, N08810, N08825
Hastelloy	:	UNS N10276, N06022, N10665, N06455
Titanium	:	Gr. 1,2,3 DTH 3.7025, DTH 3.7035, DTH 3.7055

Test Certificate

Manufacturer Test Certification
En 3.1 & 3.2
IBR Test Certificate Form IIIC

Type

- Weldolet
- Sockolet
- Elbolet
- Theadolet
- Nipolet
- Latrolet
- Sweepolet

Long Radius Bend

SEAMAC
Piping Solutions Inc.

Stainless Steel & Duplex Steel Bends

Size	:	1/2"NB to 34"NB
Schedule	:	Sch. 10 to Sch. 160 in 3D, 5D, 6D, 8D, 10D
Stainless Steel	:	ASTM A 403 WP - TP 304/304H/304L/316/316H/ 316L/316Ti/309/310/317L/321/347/904L
Duplex Steel	:	ASTM A815 - UNS S31803, S32750, S32760, S32205

Alloy Steel, Carbon Steel & LTCS Bends

Size	:	2" to 24"
Schedule	:	Sch. 2 to Sch XXS in 3D, 5D, 6D, 8D, 10D
Alloy Steel	:	ASTM A 234 WPB WP5, WP9, WP11, WP12, WP91
Carbon Steel	:	ASTM A 234 WPB
Low Temp. CS	:	ASTM A-420 WPL6

Copper & Nickel Alloys Bends

Size	:	½" to 12"
Schedule	:	Sch. 10 to Sch 80 in 3D, 5D, 6D, 8D, 10D
Copper Nickel	:	C70600(90:10), C71500 (70:30), C71640
Nickel	:	UNS N02200, N02201
Monel	:	UNS N04400, N05500, Alloy 20
Inconel	:	UNS N06600, N06601, N06625, N08800, N08810, N08825
Hastelloy	:	UNS N10276, N06022, N10665, N06455
Tolerance	:	Minimum wall Thickness Rate and Ovality, No Wrinkles, with required Tangent length

Test Certificate

Manufacturer Test Certification
En 3.1 & 3.2
IBR Test Certificate Form IIIC

Type

Long Radius Bend
Piggable Bend
Hot Bend
Customized Bend

SEAMAC
Piping Solutions Inc.

Flanges

Stainless Steel & Duplex Steel Flanges

Size	:	1/2"NB to 48"NB, ANSI B 16.5
Class	:	150#, 300#, 600#, 900#, 1500#, 2500#, in ASA 150 & ASA 300
Stainless Steel	:	ASTM A 240 / 182 F - 304/304H/304L/316/316H/ 316L/316Ti/309/310/317L/321/347/904L
Duplex Steel	:	ASTM A 182 - F51, F53, F55

Alloy Steel, Carbon Steel & LTCS Flanges

Size	:	1/2"NB to 48"NB ANSI B16.5
Schedule	:	150#, 300#, 600#, 900#, 1500#, 2500# in ASA 150 & ASA 300
Alloy Steel	:	ASTM A 182 - F5, F9, F11, F21, F22 & F91
Carbon Steel	:	ASTM A 105, ASTM A694, F42, F46, F52, F60, F65, F70
Low Temp. CS	:	A 350 LF2, A 516 GR. 70

Copper & Nickel Alloys Flanges

Size	:	1/2"NB to 6"NB in various Schedule
Standard	:	150#, 300#, 600#, 900#, 1500#, 2500# in ASA 150 & ASA 300
Copper Nickel	:	C70600 (90:10), C71500 (70:30), C71640
Nickel	:	UNS N02200, N02201
Monel	:	UNS N04400, N05500, Alloy 20
Inconel	:	UNS N06600, N06601, N06625, N08800, N08810, N08825
Hastelloy	:	UNS N10276, N06022, N10665, N06455
Titanium	:	Gr. 1,2,3 DTH 3.7025, DTH 3.7035, DTH 3.7055

Test Certificate

Manufacturer Test Certification
En 3.1 & 3.2
IBR Test Certificate Form IIIC

Type

Weldolet	Screwed / Threaded
Socketwled	Long Weldneck
Slip on	Lapped Joint
Blind	Spectacle Blind

SEAMAC
Piping Solutions Inc.

Welded 2 Halves Fittings

Size	:	6” NB to 60”NB
Thickness	:	Sch. 10S/40S/80S/160/XXS
Dimension	:	ANSI B 16.9:2007, MSS-SP-43, MSS-SP-75
Type	:	Elbow, Tee, Reducer, Stubend, Laterals, Customized Fittings.
Stainless Steel	:	ASTM A403, WPW-TP 304/304H/304L/, 316/316H/316L/ 316Ti, 309, 310, 317L, 321, 347, 904L
Duplex Steel	:	ASTM A815 - UNS S31803, S32760, S31500
Alloy Steel	:	ASTM A 234 WPW, WP5, WP9, WP11, WP12, WP91,
Carbon Steel	:	ASTM A 234 WPB
Low Temperature Carbon Steel	:	ASTM A - 420 WPL6
Copper Nickel	:	C70600 (90:10), C71500 (70:30) C71640
Nickel	:	UNS N02200, N02201
Monel	:	UNS N04400, N05500, Alloy 20
Inconel	:	UNS N06600, N06601, N06625, N08800, N08810, N08825
Other Service	:	Hot Dip Galvanizing, Sand Blasting

Test Certificate

Manufacturer Test Certification
En 3.1 & 3.2
IBR Test Certificate Form IIIC

Type

Elbow	Stubend
Tee	Laterals
Reducer	Customized

S. S. Welded 90 Deg Elbow
ASTM A 403 WPW UNS No. 8904
Heat No. N 4114

Duplex Welded Equal Tee
ASTM A815 UNS 31803
Heat No. N 8102

S. S. Welded Con. Reducer
ASTM A 403 WPW 347
Heat No. N 9434

SEAMAC
Piping Solutions Inc.

Pipes

Stainless Steel & Duplex Steel Pipe

Size	:	½" to 30"
Schedule	:	Sch. 5 to Sch. XXS
Stainless Steel	:	ASTM A312, A358 - TP 304/304H/304L/316/316H/ 316L/316Ti/309/310/317/317L/321/347/904L
Duplex Steel	:	ASTM A790 - UNS S31803, S32750, S32760, S32205

Alloy Steel, Carbon Steel & LTCS Pipe

Size	:	1/2" to 36"
Schedule	:	Sch. 5 to Sch. XXS
Alloy Steel Pipe	:	ASTM A335 Gr. P5, P9, P11, P12, P22 & P91
Carbon Steel	:	ASTM A 106 Gr. B ASTM A53
Low Temp. Pipe	:	ASTM A 333 Gr. 6
Line Pipe	:	API 5L, X 42, 46, 52, 56, 60, 70
Mild Steel & Galvanized Pipe	:	IS 1239, IS 3589

Copper & Nickel Alloys pipe

Size	:	½" NB to 10" NB
Standard	:	10S/40S/80S
Copper Nickel	:	C70600 (90:10), C71500 (70:30), C71640
Nickel	:	UNS N02200, N02201
Monel	:	UNS N04400, N05500, Alloy 20
Inconel	:	UNS N06600, N06601, N06625, N08800, N08810, N08825
Hastelloy	:	UNS N10276, N06022, N10665, N06455

Test Certificate

Manufacturer Test Certification
En 3.1 & 3.2
IBR Test Certificate Form IIIC

Type

Round
Square
Rectangle
Hydraulic





SEAMAC
Piping Solutions Inc.

Tubes

Size	:	6 mm OD to 219.08 mm OD
Thickness	:	0.6mm-10mm-Gauge : 22 SWG/BWG to 10 SWG/BWG
Form	:	Round, Square, Rectangle, Coil, 'U' Shap
Length	:	Standard Length & Cut Length
Stainless Steel Tube	:	ASTM A-213, A-249, A269-TP 304/304H/304L, 316/316H/ 316L/316Ti, TP 309, 310, 317L, 321, 347, 904 L etc.
Low Alloy Steel Tube	:	ASTM A 213 - T-11, T-12, T-22, T-5, T-9 etc.
Carbon Steel Tube	:	BS 3059 Gr. 360 / 440, SA 179, SA / ASTM A210 Gr. A1
Copper Nickel Tube	:	ASTM B111, C70600 (90.10), C71500 (70:30), C71640
Admiralty Brass Tube	:	ASTM B 111 C44300, C44400, C44500, C68700
Copper & Brass Tube	:	ASTM B 188 C11000, C12200, C26000, C27000, C28000
Nickel Alloy Tube	:	Nickel, Monel, Inconel, Alloy 20 etc.
Specialize	:	Capillary Tube, IBR Tubes, Copper Nickel Tube

Test Certificate

Manufacturer Test Certification
En 3.1 & 3.2
IBR Test Certificate Form IIIC

Type

Round
Square
Rectangle
Hydraulic





SEAMAC
Piping Solutions Inc.

Surgical Pipes & Surgical Equipment

SURGICAL PIPES

Size: 4 MM OD To 50 MM OD
Thk : 0.6 MM to 20 MM
Form : Round, Coil & U-Shape
Length : Standard Length & Cut Length
Stainless Steels Pipes & Tubes : ASTM A213, A249,
A269 – TP304/304H/304L, 316/316H/316L/316Ti
Specialize : Capillary Tubes & IBR Tubes
TP304/304H/304L, 316/316H/316L/316Ti
Specialize : Capillary Tubes & IBR Tubes

Surgical Equipment

Trauma Implant

Bone Screws like Cortex Screws, Cancellous Screws, Cannulated Cancellous Screws etc.
Bone Plates like SCP (Small, Narrow & Broad), LC-SCP (Small, Narrow & Broad),
T-Buttress Plates, L-Buttress Plates, Reconstruction Plates,
Condylar Buttress Plates, etc.
Hip Systems like SHS Screws, SHS Plates, SCS Plates, Austin More Endoprosthesis,
Thompson Endoprosthesis, Bipolar Prosthesis etc.

Test Certificate

Manufacturer Test Certification
En 3.1 & 3.2
IBR Test Certificate Form IIIC

Spinal Implant

Spine System like Mono sacral Screw, Poly Sacral Screw, Reduction Screw,
All Types of Hooks, Transverse Connector, Staple, Rod, Cage etc.
Cervical System like Anterior Convergent Plate & Screws

Nailing Systems

Nailing Systems like Femur Nail, Tibia Nail, Humenus Nail, Recon Nail,
Proximal Femur Nail (Short & Long), Antigrade Femoral Nail (Short & Long)
Smart Femur & Tibia Nail, Multi-functional Femoral Nail, Leg Screws &
Locking Screws etc.



SEAMAC
Piping Solutions Inc.

Bars and Shafts

Size	:	5 mm^2 to 500mm dia
Length	:	500 mm to 6000 mm long and in cut to size
Form	:	Round, Square, Hex (A/F), Rectangle, Flat etc.
Stainless Steel Bar	:	ASTM A-479, A 182 F 304/304H/304L, 316/316L/316Ti, 309, 310, 317L, 321, 347, 409, 410, 420, 430, 440 (A, B, C) 446, 904L, etc.
Other Grade Bar	:	17-4PH, 15.5 PH, 4122 etc.
Duplex Steel Bar	:	A 182 F51, F53, F55
Carbon Steel Bar	:	A 105, LF 2
Alloy Steel Bar	:	ASTM A -182 F11, F12, F22, FF5, F9, F91
Cu-Ni Bar	:	C70660 (90:10) C71500 (70:30), C71640
Nickel Bar	:	UNS N02200, N02201
Monel Bar	:	UNS N04400, N05500
Inconel Bar	:	UNS N06600, N06601, N06625, N08800, N08810, UNS N08825
Hastelloy Bar	:	UNS N10276, N06022, N10665, N06455

Test Certificate

Manufacturer Test Certification
En 3.1 & 3.2
IBR Test Certificate Form IIIC

Type

Round
Square
Hex (A/F)
Rectangle



SEAMAC
Piping Solutions Inc.

Surgical Pipes & Surgical Equipment

SURGICAL PIPES

Size: 4 MM OD To 50 MM OD
Thk : 0.6 MM to 20 MM
Form : Round, Coil & U-Shape
Length : Standard Length & Cut Length
Stainless Steels Pipes & Tubes : ASTM A213, A249,
A269 – TP304/304H/304L, 316/316H/316L/316Ti
Specialize : Capillary Tubes & IBR Tubes
TP304/304H/304L, 316/316H/316L/316Ti
Specialize : Capillary Tubes & IBR Tubes

Surgical Equipment

Trauma Implant

Bone Screws like Cortex Screws, Cancellous Screws, Cannulated Cancellous Screws etc.
Bone Plates like SCP (Small, Narrow & Broad), LC-SCP (Small, Narrow & Broad),
T-Buttress Plates, L-Buttress Plates, Reconstruction Plates,
Condylar Buttress Plates, etc.
Hip Systems like SHS Screws, SHS Plates, SCS Plates, Austin More Endoprosthesis,
Thompson Endoprosthesis, Bipolar Prosthesis etc.

Test Certificate

Manufacturer Test Certification
En 3.1 & 3.2
IBR Test Certificate Form IIIC

Spinal Implant

Spine System like Mono sacral Screw, Poly Sacral Screw, Reduction Screw,
All Types of Hooks, Transverse Connector, Staple, Rod, Cage etc.
Cervical System like Anterior Convergent Plate & Screws

Nailing Systems

Nailing Systems like Femur Nail, Tibia Nail, Humenus Nail, Recon Nail,
Proximal Femur Nail (Short & Long), Antigrade Femoral Nail (Short & Long)
Smart Femur & Tibia Nail, Multi-functional Femoral Nail, Leg Screws &
Locking Screws etc.



SEAMAC
Piping Solutions Inc.

L R & S R (Elbow, Return, U Bend, Bend) Dimension Data Sheet

B16.9

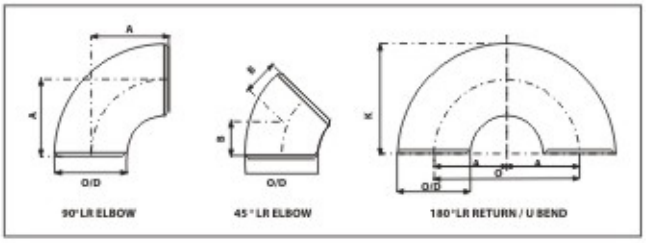

B16.9 / B16.28

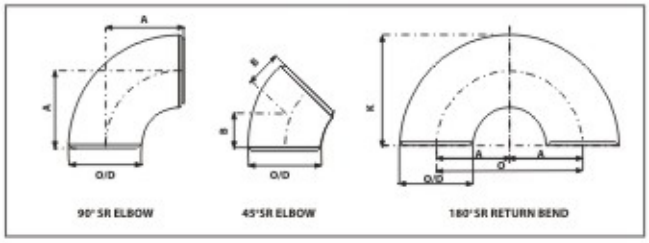

B16.9 LR ELBOW & LR RETURN / U BEND

Nominal Pipe Size (NPS)	Outside Diameter at Bevel (O/D)	Dimension A	Dimension B	Center to Center O	Back to Face K
1/2"	21.3	38	16	76	48
3/4"	26.7	38	19	76	51
1"	33.4	38	22	76	56
1.1/4"	42.2	48	25	95	70
1.1/2"	48.3	57	29	114	83
2"	60.3	76	35	152	106
2.1/2"	73.0	95	44	190	132
3"	88.9	114	51	229	159
3.1/2"	101.6	133	57	267	184
4"	114.3	152	64	305	210
5"	141.3	190	79	381	262
6"	168.3	229	95	457	313
8"	219.1	305	127	610	414
10"	273.0	381	159	762	518
12"	323.8	457	190	914	619
14"	355.6	533	222	1067	711
16"	406.4	610	254	1219	813
18"	457.0	686	286	1372	914
20"	508.0	762	318	1524	1016
22"	559.0	838	343	1676	1118
24"	610.0	914	381	1829	1219
26"	660.0	991	406	.....	.....
28"	711.0	1067	438	.....	.....
30"	762.0	1143	470	.....	.....
32"	813.0	1219	502	.....	.....
34"	864.0	1295	533	.....	.....
36"	914.0	1372	565	.....	.....

Note : All Dimensions are in millimeters (mm) Dimension for 38" and above on request.

B16.9 / B16.28 SR ELBOW & SR RETURN BEND

Nominal Pipe Size (NPS)	Outside Diameter at Bevel (O/D)	Dimension A	Dimension B	Center to Center O	Back to Face K
1/2"	21.3	.....	.....	.....	.....
3/4"	26.7	.....	.....	.....	.....
1"	33.4	25	.....	51	41
1.1/4"	42.2	32	.....	64	52
1.1/2"	48.3	38	.....	76	62
2"	60.3	51	.....	102	81
2.1/2"	73.0	64	.....	127	100
3"	88.9	76	31.6	152	121
3.1/2"	101.6	89	36.8	178	140
4"	114.3	102	42.1	203	159
5"	141.3	127	52.6	254	197
6"	168.3	152	63.4	305	237
8"	219.1	203	84.2	406	313
10"	273.0	254	105.2	508	391
12"	323.8	305	126.3	610	467
14"	355.6	356	147.3	711	533
16"	406.4	406	168.3	813	610
18"	457.0	457	189.4	914	686
20"	508.0	508	210.4	1016	762
22"	559.0	559	231.5	1118	838
24"	610.0	610	252.5	1219	914

Note : All Dimensions are in millimeters (mm)

SEAMAC
Piping Solutions Inc.

Equal, Tee, Cross & Caps Dimension Data Sheet

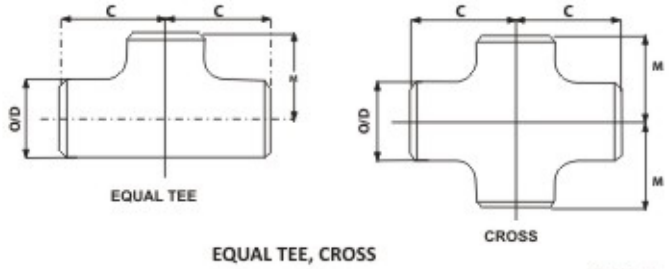

EQUAL TEE, CROSS

B16.9

Nominal Pipe Size (NPS)	Outside Diameter at Bevel (O/D)	Run 'C'	Outlet 'M'
1/2"	21.3	25	25
3/4"	26.7	29	29
1"	33.4	38	38
1.1/4"	42.2	48	48
1.1/2"	48.3	57	57
2"	60.3	64	64
2.1/2"	73.0	76	76
3"	88.9	86	86
3.1/2"	101.6	95	95
4"	114.3	105	105
5"	141.3	124	124
6"	168.3	143	143
8"	219.1	178	178
10"	273.0	216	216
12"	323.8	254	254
14"	355.6	279	279
16"	406.4	305	305
18"	457.0	343	343
20"	508.0	381	381
22"	559.0	419	419
24"	610.0	432	432
26"	660.0	495	495
28"	711.0	521	521
30"	762.0	559	559
32"	813.0	597	597
34"	864.0	635	635
36"	914.0	673	673

Note : All Dimensions are in millimeters (mm)
Dimension for 38" and above on request.

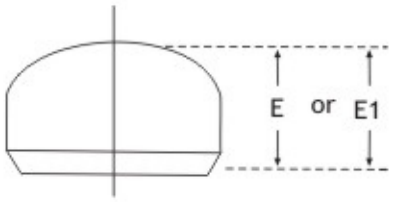

CAPS

B16.9

Nominal Pipe Size (NPS)	Outside Diameter at Bevel D	Length (1) E	Limiting Wall Thickness for Length E	Length (2) E1
1/2	0.84	1.00	0.18	1.00
3/4	1.05	1.00	1.15	1.00
1	1.32	1.50	0.18	1.50
11/4	1.66	1.50	0.19	1.50
1 1/2	1.90	1.50	0.20	1.50
2	2.38	1.50	0.22	1.75
2 1/2	2.88	1.50	0.28	2.00
3	3.50	2.00	0.30	2.50
3 1/2	4.00	2.50	0.32	3.00
4	4.50	2.50	0.34	3.00
5	5.56	3.00	0.38	3.50
6	6.62	3.50	0.43	4.00
8	8.62	4.00	0.50	5.00
10	10.75	5.00	0.50	6.00
12	12.75	6.00	0.50	7.00
14	14.00	6.50	0.50	7.50
16	16.00	7.00	0.50	8.00
18	18.00	8.00	0.50	9.00
20	20.00	9.00	0.50	10.00
22	22.00	10.00	0.50	10.00
24	24.00	10.50	0.50	12.00
26	26.00	10.50	...	...
28	28.00	10.50	...	...
30	30.00	10.50	...	...
32	32.00	10.50	...	...
34	34.00	10.50	...	...
36	36.00	10.50	...	...
38	38.00	12.00	...	...
40	40.00	12.00	...	...
42	42.00	12.00	...	...
44	44.00	13.50	...	...
46	46.00	13.50	...	...
48	48.00	13.50	...	...

GENERAL NOTE :

(a) Dimensions are in inches.
(b) The shape of these caps shall be ellipsoidal and shall conform to the shape requirements as given in the ASME Boiler and Pressure Vessel Code

NOTES :

(1) Length E applies for thickness not exceeding that given in column "Limiting Wall Thickness for Length E".

(2) Length E1 applies for thickness greater than that given in column "Limiting Wall Thickness" for NPS 24 and smaller For NPS 26 and larger, length E1 shall be by agreement between manufacturer and purchaser.

SEAMAC
Piping Solutions Inc.

Reducer, Concentric & Eccentric Dimension Data Sheet

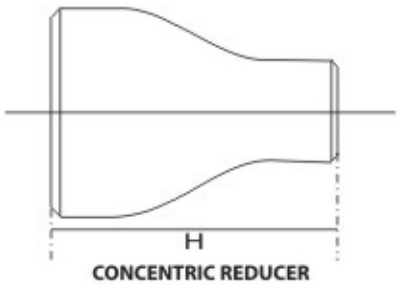

CONCENTRIC REDUCER

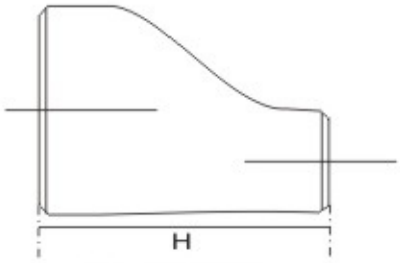

ECCENTRIC REDUCER

B16.9

Nominal Pipe Size (NPS)	Outside Diameter at Bevel (O/D)		End-to-End
	Run	Outlet	H
3/4" x 1/2"	26.7	21.3	38
3/4" x 3/8"	26.7	17.3	38
1" x 3/4"	33.4	26.7	51
1" x 1/2"	33.4	21.3	51
1.1/4" x 1"	42.2	33.4	51
1.1/4" x 3/4"	42.2	26.7	51
1.1/4" x 1/2"	42.2	21.3	51
1.1/2" x 1.1/4"	48.3	42.2	64
1.1/2 x 1"	48.3	33.4	64
1.1/2" x 3/4"	48.3	26.7	64
1.1/2" x 1/2"	46.3	21.3	64
2" x 1.1/2"	60.3	48.3	76
2" x 1.1/4"	60.3	42.2	76
2" x 1"	60.3	33.4	76
2" x 3/4"	60.3	26.7	76
2.1/2" x 2"	73.0	60.3	89
2.1/2" x 1.1/2"	73.0	48.3	89
2.1/2" x 1.1/4"	73.0	42.2	89
2.1/2 x 1"	73.0	33.4	89
3" x 2.1/2"	88.9	73.0	89
3" x 2"	88.9	60.3	89
3" x 1.1/2"	88.9	48.3	89
3" x 1.1/4"	88.9	42.2	89
3.1/2" x 3"	101.6	88.9	102
3.1/2" x 2.1/2"	101.6	73.0	102
3.1/2" x 2"	101.6	60.3	102
3.1/2" x 1.1/2"	101.6	48.3	102
4" x 3.1/2"	114.3	101.6	102
4" x 3"	114.3	88.9	102
4" x 2.1/2"	114.3	73.0	102
4" x 2"	114.3	60.3	102
4" x 1.1/2"	114.3	48.3	102
5" x 4"	141.3	114.3	127
5" x 3.1/2"	141.3	101.6	127
5" x 3"	141.3	88.9	127
5" x 2.1/2"	141.3	73.0	127
5" x 2"	141.3	60.3	127
6" x 5"	168.3	141.3	140
6" x 4"	168.3	114.3	140
6" x 3.1/2"	168.3	101.6	140
6" x 3"	168.3	88.9	140
6" x 2.1/2"	168.3	73.0	140
8" x 6"	219.1	168.3	152
8" x 5"	219.1	141.3	152
8" x 4"	219.1	114.3	152
8" x 3.1/2"	219.1	101.6	152
10" x 8"	273.0	219.1	178
10" x 6"	273.0	168.3	178
10" x 5"	273.0	141.3	178
10" x 4"	273.0	114.3	178

Nominal Pipe Size (NPS)	Outside Diameter at Bevel (O/D)		End-to-End
	Run	Outlet	H
12" x10"	323.8	273.0	203
12" x 8"	323.8	219.1	203
12" x 6"	323.8	168.3	203
12" x 5"	323.8	141.3	203
14" x 12"	355.6	323.8	330
14" x 10"	355.6	273.0	330
14" x 8"	355.6	219.1	330
14" x 6"	355.6	168.3	330
16" x 14"	406.4	355.6	356
16" x 12"	406.4	323.8	356
16" x 10"	406.4	273.0	356
16" x 8"	406.4	219.1	356
18" x 16"	457.0	406.4	381
18" x 14"	457.0	356.6	381
18" x 12"	457.0	323.8	381
18" x 10"	457.0	273.0	381
20" x 18"	508.0	457.0	508
20" x 16"	508.0	406.4	508
20" x 14"	508.0	355.6	508
20" x 12"	508.0	323.8	508
22" x 20"	559.0	508.0	508
22" x 18"	559.0	457.0	508
22" x 16"	559.0	406.4	508
22" x 14"	559.0	355.6	508
24" x 22"	610.0	559.0	508
24" x 20"	610.0	508.0	508
24" x 18"	610.0	457.0	508
24" x 16"	610.0	406.4	508
26" x 24"	660.0	610.0	610
26" x 22"	660.0	559.0	610
26" x 20"	660.0	508.0	610
26" x 18"	660.0	457.0	610
28" x 26"	711.0	660.0	610
28" x 24"	711.0	610.0	610
28" x 20"	711.0	508.0	610
28" x 18"	711.0	457.0	610
30" x 28"	762.0	711.0	610
30" x 26"	762.0	660.0	610
30" x 24"	762.0	610.0	610
30" x 20"	762.0	508.0	610
32" x 30"	813.0	762.0	610
32" x 28"	813.0	711.0	610
32" x 26"	813.0	660.0	610
32" x 24"	813.0	610.0	610
34" x 32"	864.0	813.0	610
34" x 30"	864.0	762.0	610
34" x 26"	864.0	660.0	610
34" x 24"	864.0	610.0	610

Note : All Dimensions are in millimeters (mm)
Dimension for 36" and above on request.

SEAMAC
Piping Solutions Inc.

FORMULA OF CALCULATING WEIGHT

1) **Weight of S.S. Pipe**
O.D. (mm) - W. Thick (mm) x W. Thick (mm) x 0.0248 = Wt. Per Mtr.
O.D. (mm) - W. Thick (mm) x W. Thick (mm) x 0.00756 = Wt. Per Feet.

2) **Weight of S.S. Round Bar**
DIA (mm) x DIA (mm) x 0.00623 = Wt. Per Mtr.
DIA (mm) x DIA (mm) x 0.0019 = Wt. Per Feet.

3) **Weight of S.S. Square Bar**
DIA (mm) x DIA (mm) x 0.00788 = Wt. Per Mtr.
DIA (mm) x DIA (mm) x 0.0024 = Wt. Per Feet.

4) **Weight of S.S. Hexagonal Bar**
A/F (mm) x A/F (mm) x 0.00680 = Wt. Per Mtr.
A/F (mm) x A/F (mm) x 0.002072 = Wt. Per Feet.

5) **Weight of S.S. Flat Bar**
Width (mm) x Thick (mm) x 0.00798 = Wt. Per Mtr.
Width (mm) x Thick (mm) x 0.00243 = Wt. Per Feet.

6) **Weight of S.S. Sheets & Plates**
Length (Mtrs) x Width (Mtrs) X Thick (mm) x 8 = Kg. Per Sheet
Length (Ft) x Width (Ft) x Thick (mm) x 3/4 = Kg. Per Sheet

7) **Weight of S. S. Circle**
Dia (mm) x Dia (mm) x Thick (mm) ÷ 160 = Gms. Per PC
Dia (mm) x Dia (mm) x Thick (mm) x 0.0000063 = Kg. Per PC

8) **Weight of Brass Pipe / Copper Pipe**
O.D. (mm) - Thick (mm) x Thick (mm) x 0.0260 = Wt. Per Mtr.

9) **Weight of Lead Pipe**
O.D. (mm) - Wt. (mm) x Wt. (mm) x 0.0345 = Wt. Per. Mtr.

10) **Weight of Aluminium Pipe**
O.D. (mm) - Thick (mm) x Thick (mm) x 0.0083 = Wt. Per Mtr.

11) **Weight of Aluminium Sheet**
Length (Mtr.) x Width (Mtr.) x Thick (mm) x 2.69 = Wt. Per PC

12) **Weight for Conversion of Mtr. To Feet**
Weight of 1 Mtr. ÷ 3.2808 = Feet

13) **Formula for Calculating Width of Sheet for making Pipe**
Outer DIA - Wall Thickness X 22/7 Width of Sheet

14) **Formula For Healthy Business**
Honesty + Quality of Goods + Quick Service
+ Reasonable rate = **Good Health of Business**



SEAMAC
Piping Solutions Inc.

Application Industries

- Ship Building
- Paper & Pulp Industries
- Sugar Industry
- Engineering
- Petro-Chemical
- Cement Industries
- Chemical & Pharmaceutical
- Food Industries
- Oil & Gas Industries
- Nuclear Power
- Railway
- Water Piping System

Third Party Inspection

Larsen & Toubro Ltd.

Nuclear Power Corp. of India Ltd.

I.B.R.

Dept. of Atomic Energy

Electromech Engg.

TUV INDIA

DET NORSKE VERITAS

TATA
TATA Project

BUREAU VERITAS

PDIL

MIC-INDIA

SEAMAC

Piping Solutions Inc.

Manufacturer & Exporter of :

Surgical Pipe, Long Radius Bend, Pipe Fittings, Outlets, Flanges, Surgical Equipment in Stainless Steel, Duplex Steel, Alloys Steel, Carbon Steel, Nickel Alloys, Copper Nickel.

Regd. Office : 87,Durgadevi Street, Kumbharwada, Mumbai - 400 004.

Tel.: +91 22 6615 9077 / 6615 9078
Mobile : +91 9833 292291

Email : exports@seamacpiping.com / ankit@seamacpiping.com

Works : Jai Matadi Industrial Estate, Gala No. 3, Goddev Fhatak Road, Bhayandar (East), Thane.

Website : www.seamacpiping.com

Sister Concern

Bhavani STEEL CENTRE | Gayatri TUBE (INDIA)