


We touch your electricity everyday!



Price Schedule

Effective 10th March, 2015

Low Voltage Components

LV Components Division

Power Distribution Components

- Air Circuit Breakers : 630A ~ 6300A
- Moulded Case Circuit Breakers : 5A ~ 1600A
- Switch Disconnecter Fuses : 32A ~ 800A
- Switch Disconnectors : 25A ~ 3150A
- Compact Changeover & Bypass Switches : 63A ~ 3150A
- HRC Fuse Links & Bases : up to 800A
- Power Capacitor : Cylindrical 1~25 kVAR at 440V
Rectangular 1~50 kVAR at 440/525V



Power Control Components

- robustTa Power Contactors: 9A ~800A
- Mini Contactors: 6A ~16A
- Capacitor Duty Contactors : 7 kVAR ~ 60kVAR
- 4P & 2P Contactor : 20A ~ 40A
- Motor Protection Circuit Breakers : 0.1A ~ 100A
- Control & Signaling Devices
- Anmol Starters for Agri Segment up to 25HP
- Industrial Motor Starters up to 350HP
- Submersible Pump Starters up to 50HP
- Industrial Plugs & Sockets: 3PIN & 5PIN, 16A ~ 125A



Final Power Distribution Components

- Miniature Circuit Breakers :**
Rating: 0.5A ~125A in 1P, 1P+N, 2P, 3P, 3P+N & 4P
Trip Type B, C & D
DC MCB : 1P & 2P; 0.5A ~ 63A
- Isolator:** Rating: 25A~125A in 1P, 2P, 3P & 4P
- MCB Changeover Switch:** Rating: 25 & 40A in 2P & 4P
- Residual Current Circuit Breakers :**
Complete range: 16A~100A, 3P & 4P in 30, 100 & 300mA

Distribution Boards :

Wide range inclusive of SPN/TPN, Single & Double door in all variants i.e. Horizontal, Vertical, PPI, Phase Selector, VTPN with MCB or MCCB as incomer, 7-Segment, Flexy (Tier), Acrylic, TV/Telephone, Plug & Socket, Cable End Box Distribution Boards and Metal & Plastic Enclosures

Industrial Wires & Cables



NOIDA PHASE - I PLANT



NOIDA PHASE - II PLANT



HARIDWAR PLANT

CONTENTS

Price List

Power Distribution Components	
Product Name	Page No.
Air Circuit Breaker - WiNmaster	9-10
ACB Order Form - WiNmaster	11
Air Circuit Breaker - "AH" Series	12-19
ACB Order Form - "AH" Series	20
Power Capacitor	21

Maximum Retail Price

Power Distribution Components	
Product Name	Page No.
New WiNbreak Moulded Case Circuit Breaker	27-28
New WiNbreak Plug-in Moulded Case Circuit Breaker	29
WiNbreak Moulded Case Circuit Breaker	30-31
WiNbreak2 Moulded Case Circuit Breaker	32-33
WiNbreak1 Moulded Case Circuit Breaker	34-35
ACE 2 Moulded Case Circuit Breakers	36-37
Switch Disconnecter Fuse Unit	38-40
Switch Disconnecter	41
Moulded Switches with Plastic Enclosure	42
Changeover Switch	44-45
Bypass, Side Handle Changeover & Re-wireable Switch	46
HRC Fuse and Fuse Base Holder	47-48

Power Control Components

Product Name	Page No.
Motor Protection Circuit Breaker (MPCB)	50
Mini Control Relay, 3 P Power Contactor & Overload Relay	52-53
robust ^T a2 Contactor & Overload Relay	54-55
robust ^T a Control Relay	56
robust ^T a Power Contactor, 3 Pole	56
robust ^T a Hoisting Power Contactors, Telecom Power Contactor	57
robust ^T a Power Contactor 4 Pole	58
robust ^T a Capacitor Duty Contactors 3 Pole	59
robust ^T a Thermal Overload Relays, Heavy Duty Overload Relays	60
robust ^T a Accessories and Spares	61-63
D Range Control Relay, 3 Pole Contactor & Overload Relay & 4 Pole Contactor	64
D Range Accessories and Spares	65
4 Pole & 2 Pole Contactor & Overload Relay	66
Industrial Plugs & Sockets	67

CONTENTS

Power Control Components	
Product Name	Page No
Push Button (Plastic Body/ Bezel Series)	69
Selectror Actuator (Plastic Body / Bezel Series)	70
Pilot Lamp (Plastic Body Bezel Series)	70
Push Button (Metallic Body/ Bezel Series)	71
Selectror Actuator (Metallic Body /Bezel Series)	72
Pilot Lamp (Metallic Body Bezel Series), Integrated Dual Colour LED	73
Accessories for Push Button & Pilot Lamp (Metallic Body)	72-75
Control Stations	76
Plastic/ Metallic Operating Head for Control Station Assembly	77
Anmol Single Phase DOL, Submersible Pump Starter, DOL Motor Starter	78-79
Anmol Submersible Pump Starter, 3 Phase DOL & Star Delta, Anmol Motor Starter Spares	80-82
Industrial Motor Starter: DOL, Star Delta, Reversing Starter	83-84
Intelligent Auto Transformer & Star Delta Starter	85

Final Power Distribution Components	
Product Name	Page No
Miniature Circuit Breaker: B, C, D & DC Series	88-95
Residual Current Circuit Breaker	96
Distribution Board, Plug & Socket (Metal Clad)	97-100

Power Distribution Components



Air Circuit Breakers



Power Capacitor



MCCBs



Switch Disconnecter Fuses Units



Switch Disconnectors



Changeover Switches



HRC Fuses

WiNmaster2

630A to 3200A

Introducing



Circuit Breaker

- Range: 630A-3200A; 3 Pole & 4 Pole
- Breaking capacity: I_{cs} - I_{cu} - I_{cw} up to 50 kA
- Version: Fixed - Manual & Electrical
Drawout - Manual & Electrical
- Modular Construction: Common Height & Depth through out the range.
- Intelligent MicroPro releases with Communication
- Protocol through Modbus- RS 485/232
- Common Accessories up to 2500A
- Front accessible & easy to fit accessories like LVT, Shunt, Electric Motor & Auxiliary Terminal shield
- Horizontal type terminal connection
- Confirms to IEC 60947-2

Protections

- Multiple Release options
 - Protection-O/L, S/C, Instantaneous, Neutral E/Fault, E/Leakage, Voltage Imbalance & Reverse Power
 - Measurement-Current, Voltage, Power, Energy & Power Factor
 - Current & Voltage Harmonics-up to 31st order
 - Communication Protocol : Modbus RS-485 port

Unit Price

- Air Circuit Breakers
- Power Capacitors

General Terms & Conditions

Prices

Prices are subject to change without any prior notice and will be applicable as prevailing at the time of dispatch. Further prices are ex-works basis.

Taxes

The prices are exclusive of Central Sales Tax against applicable Concessional Sales Tax forms, VAT/ Local Tax and other levies, which will be charged extra, as applicable, at the time of dispatch.

Duties

The prices listed are inclusive of Excise Duty / CVD at rates, as per present rules, and in the event of any variation in rates, rules and / or method of assessment of Excise Duty/CVD, the prices will be adjusted accordingly.

Warranty

All our listed Products carry a warranty, against manufacturing defects for a period of 12 months from the date of invoicing subject to it 's usages in normal recommended operating conditions. The company liability shall be limited to exchange or repair of the product, at our discretion, provided that such defective products are returned to nearest Branch office.

Customer Care Contact

Single stop Customer Support for all service needs, please contact:

Customer Care Department

C&S Electric Ltd.

Low Voltage Components Division

222, Okhla Industrial Estate, Phase- III, New Delhi -110020

Phone: +91 -11-3088 7498 Fax: +91-11 26484 8241

E-mail: customercare@cselectric.co.in

Website: www.cselectric.co.in

POR- Price on request

Products have been classified as Stockable & Non Stockable items.
Non Stockable items has been marked as

Air Circuit Breaker AH-Series

Intelligent Protection Release



MicroPro 3.1

- Overload protection
- Short Circuit Current protection
- Instantaneous Current protection
- Ground Fault protection

MicroPro 4.1 / 5.1

- Overload & Short Circuit protection
- Instantaneous current protection
- Neutral & Ground Fault Protection
- Zone Selective Interlocking
- LCD display and fault LED retention in case of power failure
- Measure true RMS values of current (all three phase)
- In-built Thermal memory



Air Circuit Breaker Winmaster

Intelligent Protection Release

MicroPro 3.1

- Overload protection
- Short Circuit Current protection
- Instantaneous Current protection
- Ground Fault protection

MicroPro 4.1 / 5.1

- Overload & Short Circuit protection
- Instantaneous current protection
- Neutral & Ground Fault Protection
- Zone Selective Interlocking
- LCD display and fault LED retention in case of power failure
- Measure true RMS values of current (all three phase)
- In-built Thermal memory

MicroPro 6.1

- Overload & Short Circuit protection
- Instantaneous current protection
- Neutral & Ground Fault / Leakage Protection
- Under / Over voltage and frequency protection
- Phase sequence, Current /Voltage unbalance & Reverse Power Protection
- Zone Selective Interlocking.
- Measurement of V, I, P, Hz, kWh, kVArh, PF etc.
- In-built Thermal memory

MicroPro 7.1

- Overload & Short Circuit protection
- Instantaneous current protection
- Neutral & Ground Fault / Leakage Protection
- Under / Over voltage and frequency protection
- Phase sequence, Current /Voltage unbalance & Reverse Power Protection
- Zone Selective Interlocking
- Measurement of V, I, P, Hz, kWh, kVArh, PF & Harmonics
- In-built Thermal memory



Communication

- Communication option with micropro 4.1, 5.1, 6.1 & 7.1
- Port: RS 485, Protocol: Modbus* & Device net*
- * available with micropro 6.1 & 7.1 only

WiNmaster2 Air Circuit Breaker

630~3200A

Features:

- LSING Protection
- Digital Display
- Communication
- True RMS Sensing
- Current, Voltage, Power Measurement with Maximeter
- Power Measurement
- Thermal Memory
- Voltage Measurement
- Trip History
- Fault Indication
- Zone Selectivity
- Harmonics



WiNmaster breakers fitted with standard accessories, tabulated below, are included in the Prices mentioned in subsequent tables.

Manual Fixed (MF)	Electrical Fixed (EF)	Manual Drawout (MDO)	Electrical Drawout (EDO)
<ul style="list-style-type: none"> - Microprocessor Release - Auxiliary Switch 6NO+6NC - Main CTs - Terminal Type - Horizontal upto 2500A & Vertical for 3200A 	<ul style="list-style-type: none"> - Microprocessor Release - Auxiliary Switch 6NO+6NC - Main CTs - AC/DC Charging Motor - Closing Coil - Shunt Trip - Terminal Type - Horizontal upto 2500A & Vertical for 3200A 	<ul style="list-style-type: none"> - Microprocessor Release - Auxiliary Switch 6NO+6NC - Main CTs - Safety Shutter - 47 Way auxiliary isolating contacts - Terminal Type - Horizontal upto 2500A & Vertical for 3200A 	<ul style="list-style-type: none"> - Microprocessor Release - Auxiliary Switch 6NO+6NC - Main CTs - Safety Shutter - 47 Way auxiliary isolating contacts - AC/DC Charging Motor - Closing Coil - Shunt Trip - Terminal Type - Horizontal upto 2500A & Vertical for 3200A

LT Air Circuit Breaker with Intelligent Release Micropro 2-3.1 with features

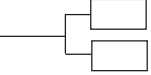

Fixed 3 Pole					Fixed 4 Pole				
Rating (Amps)	Breaking Capacity Icu=Ics=Icw (1sec)	Reference	Unit Price (₹)		Rating (Amps)	Breaking Capacity Icu=Ics=Icw (1sec)	Reference	Unit Price (₹)	
			*MF	*EF				*MF	*EF
630	50kA	WX06N3P*A(S)	POR	POR	630	50kA	WX06N4P*A(S)	POR	POR
800	50kA	WX08N3P*A(S)							
1000	50kA	WX10N3P*A(S)							
1250	50kA	WX12N3P*A(S)							
1600	50kA	WX16N3P*A(S)							
2000	50kA	WX20N3P*A(S)							
2500	50kA	WX25N3P*A(S)							
2000	65kA	WX20H3P*A(S)							
2500	65kA	WX25H3P*A(S)							
3200	65kA	WX32H3P*A(S)							
630	50kA	WX06N4P*A(S)	POR	POR	630	50kA	WX06N4P*A(S)	POR	POR
800	50kA	WX08N4P*A(S)							
1000	50kA	WX10N4P*A(S)							
1250	50kA	WX12N4P*A(S)							
1600	50kA	WX16N4P*A(S)							
2000	50kA	WX20N4P*A(S)							
2500	50kA	WX25N4P*A(S)							
2000	65kA	WX20H4P*A(S)							
2500	65kA	WX25H4P*A(S)							
3200	65kA	WX32H4P*A(S)							
Drawout 3 Pole					Drawout 4 Pole				
Rating (Amps)	Breaking Capacity Icu=Ics=Icw (1sec)	Reference	Unit Price (₹)		Rating (Amps)	Breaking Capacity Icu=Ics=Icw (1sec)	Reference	Unit Price (₹)	
			*MDO	*EDO				*MDO	*EDO
630	50kA	WX06N3P*A(S)	POR	POR	630	50kA	WX06N4P*A(S)	POR	POR
800	50kA	WX08N3P*A(S)							
1000	50kA	WX10N3P*A(S)							
1250	50kA	WX12N3P*A(S)							
1600	50kA	WX16N3P*A(S)							
2000	50kA	WX20N3P*A(S)							
2500	50kA	WX25N3P*A(S)							
2000	65kA	WX20H3P*A(S)							
2500	65kA	WX25H3P*A(S)							
3200	65kA	WX32H3P*A(S)							
630	50kA	WX06N4P*A(S)	POR	POR	630	50kA	WX06N4P*A(S)	POR	POR
800	50kA	WX08N4P*A(S)							
1000	50kA	WX10N4P*A(S)							
1250	50kA	WX12N4P*A(S)							
1600	50kA	WX16N4P*A(S)							
2000	50kA	WX20N4P*A(S)							
2500	50kA	WX25N4P*A(S)							
2000	65kA	WX20H4P*A(S)							
2500	65kA	WX25H4P*A(S)							
3200	65kA	WX32H4P*A(S)							
Fixed 3 Pole (with Neutral CT)					Drawout 3 Pole (with Neutral CT)				
Rating (Amps)	Breaking Capacity Icu=Ics=Icw (1sec)	Reference	Unit Price (₹)		Rating (Amps)	Breaking Capacity Icu=Ics=Icw (1sec)	Reference	Unit Price (₹)	
			*MF	*EF				*MDO	*EDO
630	50kA	WX06N3PN*A(S)	POR	POR	630	50kA	WX06N3PN*A(S)	POR	POR
800	50kA	WX08N3PN*A(S)							
1000	50kA	WX10N3PN*A(S)							
1250	50kA	WX12N3PN*A(S)							
1600	50kA	WX16N3PN*A(S)							
2000	50kA	WX20N3PN*A(S)							
2500	50kA	WX25N3PN*A(S)							
2000	65kA	WX20H3PN*A(S)							
2500	65kA	WX25H3PN*A(S)							
3200	65kA	WX32H3PN*A(S)							
630	50kA	WX06N3PN*A(S)	POR	POR	630	50kA	WX06N3PN*A(S)	POR	POR
800	50kA	WX08N3PN*A(S)							
1000	50kA	WX10N3PN*A(S)							
1250	50kA	WX12N3PN*A(S)							
1600	50kA	WX16N3PN*A(S)							
2000	50kA	WX20N3PN*A(S)							
2500	50kA	WX25N3PN*A(S)							
2000	65kA	WX20H3PN*A(S)							
2500	65kA	WX25H3PN*A(S)							
3200	65kA	WX32H3PN*A(S)							

Notes:

- 1) While ordering an ACB, the complete catalogue reference by replacing '*' with ACB type: MF-Manual Fixed, EF-Electrical Fixed, MDO-Manual Drawout, EDO-Electrical Drawout
- 2) ACB without release is also available.
- 3) In TP ACB, if earth fault facility required, select ACB with neutral CT release.
- 4) ACB with high end release microPro2 4.1 & microPro2 7.1 is also available.



Winmaster2 ACB Order Form

CUSTOMER NAME		ORDER NO. & DATE		DELIVERY DATE		END USER / PANEL BUILDER NAME & PHONE NO.	
RATING OF ACB REQUIRED	<input type="checkbox"/> 630 A	<input type="checkbox"/> 1000 A	<input type="checkbox"/> 1600 A	<input type="checkbox"/> 2500 A		QTY. (NOS.)	
	<input type="checkbox"/> 800 A	<input type="checkbox"/> 1250 A	<input type="checkbox"/> 2000 A				
NO. OF POLES	<input type="checkbox"/> 3 POLE	<input type="checkbox"/> 4 POLE	AMBIENT TEMP.		<input type="checkbox"/> 50 °C		
	MOUNTING <input type="checkbox"/> FIXED <input type="checkbox"/> DRAWOUT 						
OPERATION <input type="checkbox"/> MANUAL <input type="checkbox"/> ELECTRICAL  CLOSING COIL _____ V AC / _____ V DC SHUNT TRIP COIL _____ V AC / _____ V DC MOTOR <input type="checkbox"/> 240V AC <input type="checkbox"/> 220V DC <input type="checkbox"/> 110V AC <input type="checkbox"/> 110V DC							
<input type="checkbox"/> WITHOUT RELEASES							
RELEASES	MICROPROCESSOR RELEASE		UNLESS & OTHERWISE SPECIFIED, ALL SETTINGS OF RELEASES WOULD BE SET AT MINIMUM VALUES.	MAIN CT RATING _____ A, NEUTRAL CT RATING _____ A,			
	<input type="checkbox"/> MicroPro2 - 3.1	<input type="checkbox"/> MicroPro2 - 4.1		SETTINGS : OVERLOAD _____ A, SHORT CIRCUIT _____ A,			
<input type="checkbox"/> MicroPro2 - 7.1				GROUND FAULT _____ A INSTANTANEOUS _____ A,			
<input type="checkbox"/> COMMUNICATION MODULE				NEUTRAL _____ A,			
ACCESSORIES	<input type="checkbox"/> AUX. SW. 4 NO + 4 NC		<input type="checkbox"/> AUX. SW. 6 NO + 6 NC				
	<input type="checkbox"/> TRIP IND. SWITCH		<input type="checkbox"/> OCR ALARM SWITCH				
<input type="checkbox"/> POSITION IND. SWITCH		<input type="checkbox"/> SPRING CHARGE IND. SWITCH					
<input type="checkbox"/> KEY LOCK		<input type="checkbox"/> KEY INTERLOCK <input type="checkbox"/> 2 ACBs <input type="checkbox"/> 3 ACBs					
<input type="checkbox"/> UVT _____ V, DC <input type="checkbox"/> AC <input type="checkbox"/>		<input type="checkbox"/> DOOR INTERLOCK					
SPECIAL REQUIREMENT/ ACCESSORIES (IF ANY)							
Notes : (1) Please refer catalogue / Price-List, for further details of Micropro Release. (2) Neutral CT is required alongwith Microprocessor Release having Ground-Fault Protection. This has to be mounted on Earth / Neutral Busbar of Panel.							

WiNmaster Air Circuit Breaker

Features :

- LSING Protection
- LCD Display
- Communication through RS 485 Port
- True RMS Sensing
- Current Measurement
- Thermal Memory
- Voltage Measurement
- Power Measurement
- Fault Indication
- Zone Selectivity
- Harmonics



WiNmaster breakers fitted with standard accessories, tabulated below, are included in the Prices mentioned in the subsequent tables.

Manual Fixed (MF)	Electrical Fixed (EF)	Manual Drawout (MDO)	Electrical Drawout (EDO)
<ul style="list-style-type: none"> - Microprocessor Release - Auxiliary Switch 4NO+4NC (free for use) - Main CTs for 3 phase only - Terminal Type-Horizontal # - Power Supply Module 	<ul style="list-style-type: none"> - Microprocessor Release - Auxiliary Switch 4NO+4NC (free for use) - Main CTs for 3 phase only - AC/DC Charging Motor - Closing Coil - Shunt Trip - Micro Switches as required for electrical operation - Terminal Type - Horizontal# - Power Supply Module 	<ul style="list-style-type: none"> - Microprocessor Release - Auxiliary Switch 6NO+6NC (free for use) - Main CTs for 3 phase only - Safety Shutter - 48 Way auxiliary isolating contacts - Terminal Type - Horizontal upto 1600A & 2500A and vertical for 2000/3200/4000A - Power Supply Module 	<ul style="list-style-type: none"> - Microprocessor Release - Auxiliary Switch 6NO+6NC (free for use) - Main CTs for 3 phase only - Safety Shutter - 48 Way auxiliary isolating contacts - AC/DC Charging Motor - Closing Coil - Shunt Trip - Micro Switches as required for electrical operation - Terminal Type-Horizontal upto 1600A & 2500A and vertical for 2000/3200/4000A - Power Supply Module

LT Air Circuit Breaker with Intelligent Release MicroPro 3.1

Fixed 3 Pole				
Rating (Amps)	Breaking Capacity Icu=Ics=Icw (1sec)	Reference	Unit Price (₹)	
			*MF	*EF
630	50kA	WM06N3P*MP3.1(S)	POR	POR
800	50kA	WM08N3P*MP3.1(S)		
1000	50kA	WM10N3P*MP3.1(S)		
1250	50kA	WM12N3P*MP3.1(S)		
1600	50kA	WM16N3P*MP3.1(S)		
2000	50kA	WM20N3P*MP3.1(S)		
630	65kA	WM06S3P*MP3.1(S)		
800	65kA	WM08S3P*MP3.1(S)		
1000	65kA	WM10S3P*MP3.1(S)		
1250	65kA	WM12S3P*MP3.1(S)		
1600	65kA	WM16S3P*MP3.1(S)		
2000	65kA	WM20S3P*MP3.1(S)		
2500	65kA	WM25S3P*MP3.1(S)		
3200	65kA	WM30S3P*MP3.1(S)		
4000	65kA	WM40S3P*MP3.1(S)		

Fixed 4 Pole				
Rating (Amps)	Breaking Capacity Icu=Ics=Icw (1sec)	Reference	Unit Price (₹)	
			*MF	*EF
630	50kA	WM06N4P*MP3.1(S)	POR	POR
800	50kA	WM08N4P*MP3.1(S)		
1000	50kA	WM10N4P*MP3.1(S)		
1250	50kA	WM12N4P*MP3.1(S)		
1600	50kA	WM16N4P*MP3.1(S)		
2000	50kA	WM20N4P*MP3.1(S)		
630	65kA	WM06S4P*MP3.1(S)		
800	65kA	WM08S4P*MP3.1(S)		
1000	65kA	WM10S4P*MP3.1(S)		
1250	65kA	WM12S4P*MP3.1(S)		
1600	65kA	WM16S4P*MP3.1(S)		
2000	65kA	WM20S4P*MP3.1(S)		
2500	65kA	WM25S4P*MP3.1(S)		
3200	65kA	WM30S4P*MP3.1(S)		
4000	65kA	WM40S4P*MP3.1(S)		

Drawout 3 Pole				
Rating (Amps)	Breaking Capacity Icu=Ics=Icw (1sec)	Reference	Unit Price (₹)	
			*MDO	*EDO
630	50kA	WM06N3P*MP3.1(S)	122660	159960
800	50kA	WM08N3P*MP3.1(S)	123190	160480
1000	50kA	WM10N3P*MP3.1(S)	129420	165900
1250	50kA	WM12N3P*MP3.1(S)	156680	186720
1600	50kA	WM16N3P*MP3.1(S)	166200	201930
2000	50kA	WM20N3P*MP3.1(S)	199700	232640
630	65kA	WM06S3P*MP3.1(S)	POR	POR
800	65kA	WM08S3P*MP3.1(S)		
1000	65kA	WM10S3P*MP3.1(S)		
1250	65kA	WM12S3P*MP3.1(S)		
1600	65kA	WM16S3P*MP3.1(S)		
2000	65kA	WM20S3P*MP3.1(S)		
2500	65kA	WM25S3P*MP3.1(S)	227030	251910
3200	65kA	WM30S3P*MP3.1(S)	320570	322310
4000	65kA	WM40S3P*MP3.1(S)	422570	455960

Drawout 4 Pole				
Rating (Amps)	Breaking Capacity Icu=Ics=Icw (1sec)	Reference	Unit Price (₹)	
			*MDO	*EDO
630	50kA	WM06N4P*MP3.1(S)	157840	198900
800	50kA	WM08N4P*MP3.1(S)	158370	199420
1000	50kA	WM10N4P*MP3.1(S)	165880	207550
1250	50kA	WM12N4P*MP3.1(S)	200860	237020
1600	50kA	WM16N4P*MP3.1(S)	218920	257120
2000	50kA	WM20N4P*MP3.1(S)	199700	300240
630	65kA	WM06S4P*MP3.1(S)	POR	POR
800	65kA	WM08S4P*MP3.1(S)		
1000	65kA	WM10S4P*MP3.1(S)		
1250	65kA	WM12S4P*MP3.1(S)		
1600	65kA	WM16S4P*MP3.1(S)		
2000	65kA	WM20S4P*MP3.1(S)		
2500	65kA	WM25S4P*MP3.1(S)	289940	335860
3200	65kA	WM30S4P*MP3.1(S)	395900	405490
4000	65kA	WM40S4P*MP3.1(S)	520720	549460

For ACB communication through RS 485 Port, please refer item no. 55 on page 19.

Notes:

- 1) In TP ACB if Earth Fault facility is required, add price of Neutral CTs from item no. 2 on page 10.
- 2) If Under Voltage Release is required, add price of UVT Coil from item no. 3 on page 10.
- 3) While ordering an ACB, complete the catalogue reference by replacing "" with ACB type: **MF** - Manual Fixed, **EF**-Electrical Fixed, **MD**-Manual Drawout, **ED**-Electrical Drawout
- 4) All configured ACBs are non stockable. For further details please contact nearest branch office.
- 5) ACBs with higher breaking capacities are also available on request.
- 6) ACB with other protection release are also available please refer item no. 1 page 10
- # ACB with Vertical terminal optional with adaptor are available on request.
- Other options of terminals are available on request.

Winmaster Air Circuit Breaker

Main Accessories (Please specify ACB rating & type while placing order)

1. Micro Processor- ACB Protection Release			
Sl. No.	Description	Reference	Unit Price (₹)
1.1	MicroProcessor Based Micropro 3.1 Release (LSIG, Thermal Memory, Fault Indication)	WM-MicroPro 3.1	25000
1.2	MicroProcessor Based Micropro 4.1 Release (LSING, Thermal Memory, ZSI, Communication RS 485 Port, Current Metering)	WM-MicroPro 4.1-*	33000
1.3	MicroProcessor Based Micropro 5.1 Release (LSING, Thermal Memory, ZSI, Communication RS 485 Port, Current Metering)	WM-MicroPro 5.1-*	33200
1.4	MicroProcessor Based Micropro 6.1Release (LSING, Earth Leakage Protection, Over and Under Protection for Voltage / Frequency, Voltage unbalance, ACB operation cycle counter, ACB contact indication wear)	WM-MicroPro 6.1-*	POR
1.5	MicroProcessor Based Micropro 7.1Release (all features as 6.1, harmonic measures and protection)	WM-MicroPro 7.1-*	POR

* Code for ACB Rating

A	B	C	D	E	F	G	H	I
400A	630A	800A	1000A	1250A	1600A	2500A	3200A	4000A

2. Single Phase Polyester Resin Cast CTs - In TP ACB, one additional CT will be required if, Ground Fault Protection is selected.			
Sl. No.	Description	Neutral CT	Unit Price (₹)
2.1	400/0.2A	WM-CT-04-N	2250
2.2	630/0.2A	WM-CT-06-N	
2.3	800/0.2A	WM-CT-08-N	
2.4	1000/0.2A	WM-CT-10-N	2370
2.5	1250/0.2A	WM-CT-12-N	
2.6	1600/0.2A	WM-CT-16-N	2470
2.7	2000/0.2A	WM-CT-20-N	3150
2.8	2500/0.2A	WM-CT-25-N	
2.9	3200/0.2A	WM-CT-32-N	3940
2.10	4000/0.2A	WM-CT-40-N	5620

3. Under Voltage Trip Device - consisting of UVT Coil & Control device fitted in the ACB			
Sl. No.	Description	Reference	Unit Price (₹)
3.1	Compact UVT Coil Upto 630A-4000A	WM-AUH-V-AB-**	5260

**Code for Coils Voltage

Description	AC Control Voltage			DC Control Voltage			
	110V	220-240V	415-440V	24V	48V	110V	220V
UVT	FA	MA	NA	-	-	FD	MD
SHUNT	FA	MA	NA	BD	ED	FD	MD
Closing Coil	FA	MA	NA	BD	ED	FD	MD

4. Shunt Trip and Closing Coil			
Sl. No.	Description	Reference	Unit Price (₹)
4.1	Shunt Trip 630A-4000A	WM-AVH-S-AB-**	5260
4.2	Closing Coil 630A-4000A	WM-AVH-C-AB-**	

**Please specify voltage while ordering

Sl. No.	Description	Neutral CT	Unit Price (₹)
4.3	Lifter with variable size Loader (for all sizes of ACBs)	<input checked="" type="checkbox"/> LIFTER	98540
		<input checked="" type="checkbox"/> LIFTER-SPL	
4.4	Door Interlock	DOOR-INT-AB	2270



Sl. No.	Description	Suitable for ACB frame size / rating	
		630A-4000A Reference	Unit Price (₹)
4.5	OCR (Fault) Alarm Switch	WM-ALA-AB	640
4.6	Trip Indication Switch (For manual tripping only)	WM-TIS-AB	
4.7	'Spring Charged' Indication Switch	WM-SCIS-AB	845
4.8	Position Indication Switch	WM-ALB-AB	2080
4.9	Mechanical Operation Counter	WM-ASC-AB	1950
4.1	Key Lock (One lock + One key)	WM-AKI-AB	
4.11	Castle Key Lock	WM-CKI-AB	4500
4.12	Key Interlock (Consisting of 3-Key Locks with 2 Keys (same No.) fitted on 3 ACBs)	WM-AKI-1-AB	4000
4.13	Key Interlock (Consisting of 2-Key Locks with 1 Key (same No.) fitted on 2 ACBs)	WM-AKI-2-AB	3040
4.14	MAL Insertion Preventor	WM-MIP-AB	550

CUSTOMER NAME		ORDER NO. & DATE		DELIVERY DATE		END USER / PANEL BUILDER NAME & PHONE NO.	
RATING OF ACB REQUIRED	<input type="checkbox"/> 630 A	<input type="checkbox"/> 1000 A	<input type="checkbox"/> 1600 A	<input type="checkbox"/> 2500 A	<input type="checkbox"/> 4000 A		QTY. (NOS.)
	<input type="checkbox"/> 800 A	<input type="checkbox"/> 1250 A	<input type="checkbox"/> 2000 A	<input type="checkbox"/> 3200 A			
NO. OF POLES	<input type="checkbox"/> 3 POLE	<input type="checkbox"/> 4 POLE	AMBIENT TEMP.		<input type="checkbox"/> 50 °C		
MOUNTING	<input type="checkbox"/> FIXED		<input type="checkbox"/> DRAWOUT		<input type="checkbox"/> 48 WAY AUX. ISOLATING CONTACT ASSLY. <input type="checkbox"/> POSITION INDICATION SWITCH		
	<input type="checkbox"/> MANUAL	<input type="checkbox"/> ELECTRICAL		CLOSING COIL _____ V AC / _____ V DC SHUNT TRIP COIL _____ V AC / _____ V DC MOTOR <input type="checkbox"/> 240V AC <input type="checkbox"/> 220V DC <input type="checkbox"/> 110V AC <input type="checkbox"/> 110V DC			
OPERATION	<input type="checkbox"/> WITHOUT RELEASES						
	MICROPROCESSOR RELEASE <input type="checkbox"/> M.PRO 3.1 <input type="checkbox"/> M.PRO 4.1 <input type="checkbox"/> M.PRO 5.1 <input type="checkbox"/> M.PRO 6.1 <input type="checkbox"/> M.PRO 7.1 <input type="checkbox"/> COMMUNICATION MODULE <input type="checkbox"/> POWER SUPPLY MODULE <input type="checkbox"/> BATTERY UNIT <input type="checkbox"/> POWER SUPPLY & RELAY MODULE		UNLESS & OTHERWISE SPECIFIED, ALL SETTINGS OF RELEASES WOULD BE SET AT MINIMUM VALUES.		MAIN CT RATING _____ A, NEUTRAL CT RATING _____ A, SETTINGS : OVERLOAD _____ A, SHORT CIRCUIT _____ A, GROUND FAULT _____ A INSTANTANEOUS _____ A, NEUTRAL _____ A,		
ACCESSORIES	<input type="checkbox"/> AUX. SW. 4 NO + 4 NC		<input type="checkbox"/> AUX. SW. 6 NO + 6 NC				
	<input type="checkbox"/> TRIP IND. SWITCH	<input type="checkbox"/> POSITION IND. SWITCH		<input type="checkbox"/> KEY LOCK	<input type="checkbox"/> UVT _____ V, DC <input type="checkbox"/> AC <input type="checkbox"/>		<input type="checkbox"/> OCR ALARM SWITCH
<input type="checkbox"/> KEY LOCK	<input type="checkbox"/> UVT _____ V, DC <input type="checkbox"/> AC <input type="checkbox"/>		<input type="checkbox"/> KEY INTERLOCK		<input type="checkbox"/> CASTLE KEYLOCK		
<input type="checkbox"/> UVT _____ V, DC <input type="checkbox"/> AC <input type="checkbox"/>	<input type="checkbox"/> KEY INTERLOCK		<input type="checkbox"/> 2 ACBs		<input type="checkbox"/> SPRING CHARGE IND. SWITCH		
<input type="checkbox"/> 2 ACBs	<input type="checkbox"/> 3 ACBs		<input type="checkbox"/> CLOSE-OPEN CYCLE COUNTER				
<input type="checkbox"/> 3 ACBs	<input type="checkbox"/> DOOR INTERLOCK						
SPECIAL REQUIREMENT/ ACCESSORIES (IF ANY)							
<p>Notes : (1) Please refer catalogue / Price-List, for further details of Micropro Release. (2) Neutral CT is required alongwith Microprocessor Release having Ground-Fault Protection. This has to be mounted on Earth / Neutral Busbar of Panel.</p>							

Air Circuit Breaker "AH" Series

(I) ACB with Intelligent Release MicroPro 4.1

Features:

- LSING Protection
- LCD Display
- Current Measurement
- True RMS Sensing
- Thermal Memory
- Communication through RS 485 Port
- Zone Selectivity
- Fault Indication

"AH" Series breakers fitted with standard accessories, tabulated below, are included in the Prices mentioned in the subsequent tables.

Manual Fixed (MF)	Electrical Fixed (EF)	Manual Drawout (MDO)	Electrical Drawout (EDO)
<ul style="list-style-type: none"> - Microprocessor Release - Auxiliary Switch 5a 5b i.e. 5NO+5NC (free for use) - Main CTs for 3 Phase only - Terminal Type - Horizontal upto 2500A & Vertical for 3200A/4000A - Power Supply Module 	<ul style="list-style-type: none"> - Microprocessor Release - Auxiliary Switch 5a5b i.e. 5NO + 5NC (free for use) - Main CTs for 3 Phase only - AC/DC Charging Motor - Closing Coil - Shunt Trip - Anti-pumping Relay - Micro Switches as required for electrical operation - Terminal Type - Horizontal upto 2500A & Vertical for 3200A/4000A - Power Supply Module 	<ul style="list-style-type: none"> - Microprocessor Release - Auxiliary Switch 7a 7b i.e. 7NO + 7NC (free for use) - Main CTs for 3 Phase only - Safety Shutter - 36 way Auxiliary Isolating contacts • Terminal Type - Horizontal upto 2500A & Vertical for 3200A/4000A - Power Supply Module 	<ul style="list-style-type: none"> - Microprocessor Release - Auxiliary Switch 7a 7b i.e. 7NO + 7NC (free for use) - Main CTs for 3 Phase only - Safety Shutter - 36 way Auxiliary Isolating contacts - AC/DC Charging Motor - Closing Coil - Shunt Trip - Anti-pumping Relay - Micro Switches as required for electrical operation • Terminal Type - Horizontal upto 2500A & Vertical for 3200A/4000A - Power Supply Module

LT Air Circuit Breaker fitted with Intelligent Release MicroPro 4.1

Fixed 3 Pole				
Rating (Amps)	Breaking Capacity Icu=Ics=Icw (1sec)	Reference	Unit Price (₹)	
			*MF	*EF
630	45kA	☒ AH06DCSMP4.1*(S)	88950	121580
800	45kA	☒ AH08DCSMP4.1*(S)	91920	131610
800	50kA	☒ AHA-08N3P*MP4.1(S)	96780	137800
1000	50kA	☒ AHA-10N3P*MP4.1(S)	97230	138240
1000	50kA	☒ AH10DCSMP4.1*(S)	POR	POR
1250	50kA	☒ AH12DCSMP4.1*(S)	126300	165110
1600	50kA	☒ AHA-16N3P*MP4.1(S)	130260	174930
1600	50kA	☒ AH16DCSMP4.1*(S)	POR	POR
2000	50kA	☒ AHA-20N3P*MP4.1(S)	147000	194190
2000	50kA	☒ AH20DCSMP4.1*(S)	POR	POR
2500	50kA	☒ AH25DCSMP4.1*(S)	166000	216650
2000	65kA	☒ AHA-20S3P*MP4.1(S)	162830	213480
3200	65kA	☒ AH30DCSMP4.1*(S)	248790	291070
4000	85kA	☒ AH40DCSMP4.1*(S)	388360	424640

Fixed 4 Pole				
Rating (Amps)	Breaking Capacity Icu=Ics=Icw (1sec)	Reference	Unit Price (₹)	
			*MF	*EF
630	45kA	☒ AH06D4CSMP4.1*(S)	109840	154120
800	45kA	☒ AH08D4CSMP4.1*(S)	114750	160650
800	50kA	☒ AHA-08N4P*MP4.1(S)	119960	166840
1000	50kA	☒ AHA-10N4P*MP4.1(S)	123360	167290
1000	50kA	☒ AH10D4CSMP4.1*(S)	POR	POR
1250	50kA	☒ AH12D4CSMP4.1*(S)	158310	198450
1600	50kA	☒ AHA-16N4P*MP4.1(S)	164070	206030
1600	50kA	☒ AH16D4CSMP4.1*(S)	POR	POR
2000	50kA	☒ AHA-20N4P*MP4.1(S)	190990	237980
2000	50kA	☒ AH20D4CSMP4.1*(S)	POR	POR
2500	50kA	☒ AH25D4CSMP4.1*(S)	215310	265970
2000	65kA	☒ AHA-20S4P*MP4.1(S)	212030	259290
3200	65kA	☒ AH30D4CSMP4.1*(S)	307710	352820
4000	85kA	☒ AH40D4CSMP4.1*(S)	459150	526880

Drawout 3 Pole				
Rating (Amps)	Breaking Capacity Icu=Ics=Icw (1sec)	Reference	Unit Price (₹)	
			*MDO	*EDO
630	45kA	AH06DCSMP4.1*(S)	126760	166820
800	45kA	AH08DCSMP4.1*(S)	131130	167800
800	50kA	AHA-08N3P*MP4.1(S)	136960	173430
1000	50kA	AHA-10N3P*MP4.1(S)	142450	176460
1000	50kA	AH10DCSMP4.1*(S)	POR	POR
1250	50kA	AH12DCSMP4.1*(S)	171590	204290
1600	50kA	AHA-16N3P*MP4.1(S)	180680	216530
1600	50kA	AH16DCSMP4.1*(S)	POR	POR
2000	50kA	AHA-20N3P*MP4.1(S)	213200	247280
2000	50kA	AH20DCSMP4.1*(S)	POR	POR
2500	50kA	AH25DCSMP4.1*(S)	253260	278590
2000	65kA	AHA-20S3P*MP4.1*(S)	238960	274880
3200	65kA	☒ AHA-30S3P*MP4.1*(S)	319420	345590
3200	65kA	☒ AH30DCSMP4.1*(S)	POR	POR
4000	65kA	☒ AHA-40S3P*MP4.1*(S)	418830	437260
4000	85kA	☒ AH40DCSMP4.1*(S)	434440	457810

Drawout 4 Pole				
Rating (Amps)	Breaking Capacity Icu=Ics=Icw (1sec)	Reference	Unit Price (₹)	
			*MDO	*EDO
630	45kA	AH06D4CSMP4.1*(S)	162380	201450
800	45kA	AH08D4CSMP4.1*(S)	166960	204140
800	50kA	AHA-08N4P*MP4.1(S)	172760	209710
1000	50kA	AHA-10N4P*MP4.1(S)	177660	214540
1000	50kA	AH10D4CSMP4.1*(S)	POR	POR
1250	50kA	AH12D4CSMP4.1*(S)	211500	246510
1600	50kA	AHA-16N4P*MP4.1(S)	231490	263660
1600	50kA	AH16D4CSMP4.1*(S)	POR	POR
2000	50kA	AHA-20N4P*MP4.1(S)	276760	307210
2000	50kA	AH20D4CSMP4.1*(S)	POR	POR
2500	50kA	AH25D4CSMP4.1*(S)	327240	348730
2000	65kA	AHA-20S4P*MP4.1*(S)	311060	341900
3200	65kA	☒ AHA-30S4P*MP4.1*(S)	392190	411560
3200	65kA	☒ AH30D4CSMP4.1*(S)	POR	POR
4000	65kA	☒ AHA-40S4P*MP4.1*(S)	511840	522500
4000	85kA	☒ AH40D4CSMP4.1*(S)	530980	547180

For ACB communication through RS 485 Port, please refer item no. 55 on page 19.

- Notes:**
- 1) In TP ACB if Earth Fault facility is required, add price of Neutral CTs from item no. 4.1 on page 16.
 - 2) If Under Voltage Release is required, add price of UVT Coil from item no. 7 on page 17.
 - 3) Prices of ACBs rating 5000 & 6300A available on request.
 - 4) While ordering an ACB, complete the catalogue reference by replacing '*' with ACB type: **MF**-Manual Fixed, **EF**-Electrical Fixed, **MD**- Manual Drawout, **ED**-Electrical Drawout
 - 5) All configured ACBs are non stockable. For further details please contact nearest branch office.
 - 6) ACBs with higher breaking capacities are also available on request.
 - 7) ACBs with vertical terminal factory fitted only are available in ratings 6D-16D/08N-20S(AHA) in drawout type.
 - 8) ACB with Vertical terminal optional with adaptor are available only in fixed type Breaker.

Air Circuit Breaker "AH" Series

(II) ACB with Intelligent Release MicroPro 3.1

Features:

- LSIG Protection
- True RMS Sensing
- Fault Indication

"AH" Series breakers fitted with standard accessories, tabulated below, are included in the Prices mentioned in the subsequent tables.

Manual Fixed (MF)	Electrical Fixed (EF)	Manual Drawout (MDO)	Electrical Drawout (EDO)
<ul style="list-style-type: none"> - Microprocessor Release - Auxiliary Switch 5a 5b i.e. 5NO+5NC (free for use) - Main CTs for 3 Phase only - Terminal Type - Horizontal upto 2500A & Vertical for 3200A/4000A - Power Supply Module 	<ul style="list-style-type: none"> - Microprocessor Release - Auxiliary Switch 5a 5b i.e. 5NO+5NC (free for use) - Main CTs for 3 Phase only - AC/DC Charging Motor - Closing Coil - Shunt Trip - Anti-pumping Relay - Micro Switches as required for electrical operation - Terminal Type - Horizontal upto 2500A & Vertical for 3200A/4000A - Power Supply Module 	<ul style="list-style-type: none"> - Microprocessor Release - Auxiliary Switch 7a 7b i.e. 7NO+7NC (free for use) - Main CTs for 3 Phase only - Safety Shutter - 36 way Auxiliary Isolating contacts - Terminal Type - Horizontal upto 2500A & Vertical for 3200A/4000A - Power Supply Module 	<ul style="list-style-type: none"> - Microprocessor Release - Auxiliary Switch 7a 7b i.e. 7 NO+7 NC (free for use) - Main CTs for 3 Phase only - Safety Shutter - 36 way Auxiliary Isolating contacts - AC/DC Charging Motor - Closing Coil -Shunt Trip - Anti-pumping Relay - Micro Switches as required for electrical operation - Terminal Type - Horizontal upto 2500A & Vertical for 3200A/4000A - Power Supply Module

LT Air Circuit Breaker fitted with Intelligent Release MicroPro 3.1

Fixed 3 Pole					Fixed 4 Pole				
Rating (Amps)	Breaking Capacity Icu=Ics=Icw (1sec)	Reference	Unit Price (₹)		Rating (Amps)	Breaking Capacity Icu=Ics=Icw (1sec)	Reference	Unit Price (₹)	
			*MF	*EF				*MF	*EF
630	45kA	☒AH-06DCSMP3.1*(S)	68950	101580	630	45kA	☒AH06D4CSMP3.1*(S)	89840	134120
800	45kA	☒AH-08DCSMP3.1*(S)	71920	111610	800	45kA	☒AH08D4CSMP3.1*(S)	94750	140650
800	50kA	☒AHA-08N3P*MP3.1(S)	76780	117800	800	50kA	☒AHA-08N4P*MP3.1(S)	99960	146840
1000	50kA	☒AHA-10N3P*MP3.1(S)	77230	118240	1000	50kA	☒AHA-10N4P*MP3.1(S)	103360	147290
1000	50kA	☒AH-10DCSMP3.1*(S)	POR	POR	1000	50kA	☒AH10D4CSMP3.1*(S)	POR	POR
1250	50kA	☒AH-12DCSMP3.1*(S)	106300	145110	1250	50kA	☒AH12D4CSMP3.1*(S)	138310	178450
1600	50kA	☒AHA-16N3P*MP3.1(S)	110260	154930	1600	50kA	☒AHA-16N4P*MP3.1(S)	144070	186030
1600	50kA	☒AH-16DCSMP3.1*(S)	POR	POR	1600	50kA	☒AH16D4CSMP3.1*(S)	POR	POR
2000	50kA	☒AHA-20N3P*MP3.1(S)	127000	174190	2000	50kA	☒AHA-20N4P*MP3.1(S)	170990	217980
2000	50kA	☒AH-20DCSMP3.1*(S)	POR	POR	2000	50kA	☒AH20D4CSMP3.1*(S)	POR	POR
2500	50kA	☒AH-25DCSMP3.1*(S)	146000	196650	2500	50kA	☒AH25D4CSMP3.1*(S)	195310	245970
2000	65kA	☒AHA-20S3P*MP3.1(S)	142830	193480	2000	65kA	☒AHA-20S4P*MP3.1(S)	192030	239290
3200	65kA	☒AH-30DCSMP3.1*(S)	228790	271070	3200	65kA	☒AH30D4CSMP3.1*(S)	287710	332820
4000	85kA	☒AH-40DCSMP3.1*(S)	368360	404640	4000	85kA	☒AH40D4CSMP3.1*(S)	439150	506880

Drawout 3 Pole					Drawout 4 Pole				
Rating (Amps)	Breaking Capacity Icu=Ics=Icw (1sec)	Reference	Unit Price (₹)		Rating (Amps)	Breaking Capacity Icu=Ics=Icw (1sec)	Reference	Unit Price (₹)	
			*MDO	*EDO				*MDO	*EDO
630	45kA	AH-06DCSMP3.1*(S)	106760	146820	630	45kA	AH06D4CSMP3.1*(S)	142380	181450
800	45kA	AH-08DCSMP3.1*(S)	111130	147800	800	45kA	AH08D4CSMP3.1*(S)	146960	184140
800	50kA	AHA-08N3P*MP3.1(S)	116960	153430	800	50kA	AHA-08N4P*MP3.1(S)	152760	189710
1000	50kA	AHA-10N3P*MP3.1(S)	122450	156460	1000	50kA	AHA-10N4P*MP3.1(S)	157660	194540
1000	50kA	AH-10DCSMP3.1*(S)	POR	POR	1000	50kA	AH10D4CSMP3.1*(S)	POR	POR
1250	50kA	AH-12DCSMP3.1*(S)	151590	184290	1250	50kA	AH12D4CSMP3.1*(S)	191500	226510
1600	50kA	AHA-16N3P*MP3.1(S)	160680	196530	1600	50kA	AHA-16N4P*MP3.1(S)	211490	243660
1600	50kA	AH-16DCSMP3.1*(S)	POR	POR	1600	50kA	AH16D4CSMP3.1*(S)	POR	POR
2000	50kA	AHA-20N3P*MP3.1(S)	193200	227280	2000	50kA	AHA-20N4P*MP3.1(S)	256760	287210
2000	50kA	AH20DCSMP3.1*(S)	POR	POR	2000	50kA	AH20D4CSMP3.1*(S)	POR	POR
2500	50kA	AH25DCSMP3.1*(S)	233260	258590	2500	50kA	AH25D4CSMP3.1*(S)	307240	328730
2000	65kA	AHA-20S3P*MP3.1*(S)	218960	254880	2000	65kA	AHA-20S4P*MP3.1*(S)	291060	321900
3200	65kA	☒AHA-30S3P*MP3.1*(S)	299420	325590	3200	65kA	☒AHA-30S4P*MP3.1*(S)	372190	391560
3200	65kA	☒AH30DCSMP3.1*(S)	POR	POR	3200	65kA	☒AH30D4CSMP3.1*(S)	POR	POR
4000	65kA	☒AHA-40S3P*MP3.1*(S)	398830	417260	4000	65kA	☒AHA-40S4P*MP3.1*(S)	491840	502500
4000	85kA	☒AH40DCSMP3.1*(S)	414440	437810	4000	85kA	☒AH40D4CSMP3.1*(S)	510980	527180

Notes:

- 1) In TP ACB if Earth Fault facility is required, add price of Neutral CTs from item no. 4.1 on page 16.
- 2) If Under Voltage Release is required, add price of UVT Coil from item no. 7 on page 17.
- 3) Prices of ACBs rating 5000 & 6300A available on request.
- 4) While ordering an ACB, complete the catalogue reference by replacing '*' with ACB type: **MF**-Manual Fixed, **EF**-Electrical Fixed, **MD**- Manual Drawout, **ED**-Electrical Drawout
- 5) All configured ACBs are non stockable. For further details please contact nearest branch office.
- 6) ACBs with higher breaking capacities are also available on request.
- 7) ACBs with vertical terminal factory fitted only are available in ratings 6D-16D/08N-20S(AHA) in drawout type.
- 8) ACB with Vertical terminal optional with adaptor are available only in fixed type Breaker.

Air Circuit Breaker "AH" Series

(IV) ACB with Thermal Magnetic Release

"AH" Series breakers fitted with standard accessories, tabulated below, are included in the Prices mentioned in the subsequent tables.

Manual Fixed (MF)	Electrical Fixed (EF)	Manual Drawout (MDO)	Electrical Drawout (EDO)
<ul style="list-style-type: none"> - Thermal Magnetic Release - Auxiliary Switch 5a 5b.i.e 5NO+5NC (free for use) - Main CTs for 3 Phase only - Shunt Trip - Terminal Type - Horizontal upto 2500A & Vertical for 3200A/4000A 	<ul style="list-style-type: none"> - Thermal Magnetic Release - Auxiliary Switch 5a 5b.i.e 5NO+5NC (free for use) - Main CTs for 3 Phase only - AC/DC Charging Motor - Closing Coil - Shunt Trip - Anti-pumping Relay - Micro Switches as required for electrical operation - Terminal Type - Horizontal upto 2500A & Vertical for 3200A/4000A 	<ul style="list-style-type: none"> - Thermal Magnetic Release - Auxiliary Switch 5a 5b.i.e 5NO+5NC (free for use) - Main CTs for 3 Phase only - Shunt Trip - Safety Shutter - 24 way Auxiliary Isolating contacts - Terminal Type - Horizontal upto 2500A & Vertical for 3200A/4000A 	<ul style="list-style-type: none"> - Thermal Magnetic Release - Auxiliary Switch 5a 5b.i.e 5NO+5NC (free for use) - Main CTs for 3 Phase only - Safety Shutter - 36 way Auxiliary Isolating contacts - AC/DC Charging Motor - Closing Coil - Shunt Trip - Anti-pumping Relay - Micro Switches as required for operation - Terminal Type - Horizontal upto 2500A & Vertical for 3200A/4000A

LT Air Circuit Breaker fitted with Thermal Magnetic Release and Standard Accessories, as applicable.

Fixed 3 Pole				
Rating (Amps)	Breaking Capacity Icu=Ics=Icw (1sec)	Reference	Unit Price (₹)	
			*MF	*EF
630	45kA	AH-6D-CS-TM- *	59940	96010
800	45kA	AH-8D-CS-TM- *	64170	100520
800	50kA	AHA-08N3P*TM	67860	106600
1000	50kA	AHA-10N3P*TM	69560	109300
1000	50kA	AH-10D-CS-TM- *	POR	POR
1250	50kA	AH-12D-CS-TM- *	97380	137030
1600	50kA	AHA-16N3P*TM	101230	149070
1600	50kA	AH-16D-CS-TM- *	POR	POR
2000	50kA	AHA-20N3P*TM	117850	169630
2000	50kA	AH-20D-CS-TM- *	POR	POR
2500	50kA	AH-25D-CS-TM- *	133010	190910
2000	65kA	AHA-20S3P*TM	132100	190230
3200	65kA	☒ AH-30D-CS-TM- *	220550	266360
4000	85kA	☒ AH-40D-CS-TM- *	341560	387370

Fixed 4 Pole				
Rating (Amps)	Breaking Capacity Icu=Ics=Icw (1sec)	Reference	Unit Price (₹)	
			*MF	*EF
630	45kA	AH-6D-4CS-TM- *	82090	121120
800	45kA	AH-8D-4CS-TM- *	86320	125290
800	50kA	AHA-08N4P*TM	91720	130850
1000	50kA	AHA-08N3P*TM	93310	136560
1000	50kA	AH-10D-4CS-TM- *	POR	POR
1250	50kA	AH-12D-4CS-TM- *	127130	173660
1600	50kA	AHA-16N3P*TM	133680	180540
1600	50kA	AH-16D-4CS-TM- *	POR	POR
2000	50kA	AHA-20N4P*TM	161170	203290
2000	50kA	AH-20D-4CS-TM- *	POR	POR
2500	50kA	AH-25D-4CS-TM- *	185260	228810
2000	65kA	AHA-20S4P*TM	180620	222690
3200	65kA	☒ AH-30D-4CS-TM- *	275830	320980
4000	85kA	☒ AH-40D-4CS-TM- *	404560	476040

Drawout 3 Pole				
Rating (Amps)	Breaking Capacity Icu=Ics=Icw (1sec)	Reference	Unit Price (₹)	
			*MDO	*EDO
630	45kA	AH-6D-CS-TM- *	102990	141400
800	45kA	AH-8D-CS-TM- *	104110	142640
800	50kA	AHA-08N3P*TM	109960	145660
1000	50kA	AHA-10N3P*TM	113680	147510
1000	50kA	AH-10D-CS-TM- *	POR	POR
1250	50kA	AH-12D-CS-TM- *	141260	174880
1600	50kA	AHA-16N3P*TM	156950	194260
1600	50kA	AH-16D-CS-TM- *	POR	POR
2000	50kA	AHA-20N3P*TM	188420	223860
2000	50kA	AH-20D-CS-TM- *	POR	POR
2500	50kA	AH-25D-CS-TM- *	220880	254560
2000	65kA	AHA-20S3P*TM	213750	253900
3200	65kA	☒ AHA-30S3P*TM	285000	318030
3200	65kA	☒ AH-30D-CS-TM- *	POR	POR
4000	65kA	☒ AHA-40S3P*TM	381140	414850
4000	85kA	☒ AH-40D-CS-TM- *	395840	435080

Drawout 4 Pole				
Rating (Amps)	Breaking Capacity Icu=Ics=Icw (1sec)	Reference	Unit Price (₹)	
			*MDO	*EDO
630	45kA	AH-6D-4CS-TM- *	134390	179850
800	45kA	AH-8D-4CS-TM- *	135520	184530
800	50kA	AHA-08N4P*TM	141260	184880
1000	50kA	AHA-10N4P*TM	148010	190930
1000	50kA	AH-10D-4CS-TM- *	POR	POR
1250	50kA	AH-12D-4CS-TM- *	177690	222040
1600	50kA	AHA-16N4P*TM	197120	238820
1600	50kA	AH-16D-4CS-TM- *	POR	POR
2000	50kA	AHA-20N4P*TM	243390	280990
2000	50kA	AH-20D-4CS-TM- *	POR	POR
2500	50kA	AH-25D-4CS-TM- *	298130	329730
2000	65kA	AHA-20S4P*TM	279010	319470
3200	65kA	☒ AHA-30S4P*TM	359080	389930
3200	65kA	☒ AH-30D-4CS-TM- *	POR	POR
4000	65kA	☒ AHA-40S4P*TM	464260	495430
4000	85kA	☒ AH-40D-4CS-TM- *	482240	519580

- Notes:**
- 1) While ordering an ACB without Over Current Release, Shunt trip & Main CTs, please deduct (₹) 4500 for 630-1600A; (₹) 6000 for 2000A; (₹) 7000 for 2500 - 3200A & (₹) 8000 for 4000A from the prices listed above. Shunt trip will be standard in electrical ACB without release as well.
 - 2) In TP ACB if Earth Fault facility is required, add prices of Earth Fault Relay from item no. 2 & item no. 4.2 on page 16
 - 3) If Under Voltage Release is required, add price of UVT Coil from item no.7 on page 17
 - 4) Prices of ACBs rating 5000 & 6300A available on request.
 - 5) While ordering an ACB, the complete catalogue reference by replacing '*' with ACB type: MF-Manual Fixed, EF-Electrical Fixed, MD-Manual Drawout, ED-Electrical Drawout
 - 6) All configured ACBs are non stockable. For further details please contact nearest branch office.
 - 7) ACBs with higher breaking capacities are also available on request.
 - 8) ACBs with vertical terminal factory fitted only are available in ratings 6D-16D/08N-20S(AHA) in drawout type.
 - 9) ACB with Vertical terminal optional with adaptor are available only in fixed type Breaker.

Air Circuit Breaker "AH" Series

"AH" Series breakers fitted with standard accessories, tabulated below, are included in the Prices mentioned in the subsequent tables.

- Auxiliary Switch 1NO* - Main CTs for 3 Phase only - Shunt Trip for thermal magnetic

*Auxiliary Switch with other combination is also available. See item No. 6

Manual Fixed, 3 Pole with Thermal Magnetic Release			
Rating (Amps)	Breaking Capacity Icu=Ics=Icw (1sec)	Reference	Unit Price (₹) *MF
630	50kA	AH-6B-CS-TM-*	57750
800		AH-8B-CS-TM-*	57890
1000		AH-10B-CS-TM-*	58420
1250		AH-12B-CS-TM-*	68780
1600		AH-16B-CS-TM-*	82720
2000		AH-20B-CS-TM-*	POR

Manual Fixed, 3 Pole with Intelligent Release MicroPro 3.1			
Rating (Amps)	Breaking Capacity Icu=Ics=Icw (1sec)	Reference	Unit Price (₹) *MF
630	50kA	AH-6B-CS-MP3.1-*	63810
800		AH-8B-CS-MP3.1-*	63870
1000		AH-10B-CS-MP3.1-*	68140
1250		AH-12B-CS-MP3.1-*	88120
1600		AH-16B-CS-MP3.1-*	100590
2000		AH-20B-CS-MP3.1-*	POR

Main Accessories For D-type Air Circuit Breakers

(Please specify ACB rating & type while placing order)



1. ACB Protection Release (Micro Processor / Thermal)

Sl. No.	Description	Reference	Unit Price (₹)
1.1	MicroProcessor Based Micropro 3.1 Release (LSIG, Thermal Memory, Fault Indication)	AH-MICROPRO-3.1	25000
1.2	MicroProcessor Based Micropro 4.1 Release (LSING, Thermal Memory, ZSI, Communication RS 485 Port, Current Metering)	AH-MICROPRO-4.1-*	33000
1.3	MicroProcessor Based Micropro 5.1 Release (LSING, Thermal Memory, ZSI, Communication RS 485 Port, Current Metering)	AH-MICROPRO-5.1-*	33200
1.4	Thermal magnetic release	CS-TOMCR	4500

*Code for ACB Rating

A	B	C	D	E	F	G	H	I	J	K	L	M
100A	200A	250A	300A	400A	630A	800A	1000A	1250A	1600A	2500A	3200A	4000A



2. Earth Fault Relay

Sl. No.	Description	Reference	Unit Price (₹)
2.1	For 6D-16D/08N-20S(AHA)	EFR1163P	3930
		EFR1164P	
2.2	For 20D-25D/30S(AHA)	EFR2203P	4380
		EFR2204P	
2.3	For 30D/40S(AHA)	EFR3203P	5050
		EFR3204P	
2.4	For 40D	EFR4003P	5630
		EFR4004P	

3. FRP Laminated Safety Shutter Assembly

Sl. No.	Description	Reference	Unit Price (₹)
3.1	For 6D-16D/08N-20S(AHA) 3 Pole	ASH-1	1860
	For 6D-16D/08N-20S(AHA) 4 Pole	ASH-1 (4P)	2410
3.2	For 20D-25D/30S(AHA) 3 Pole	ASH-2	2130
	For 20D-25D/30S(AHA) 4 Pole	ASH-2 (4P)	2785
3.3	For 30D/40S(AHA) 3 Pole	ASH-3	2900
	For 30D/40S(AHA) 4 Pole	ASH-3 (4P)	4150
3.4	For 40D 3 Pole	ASH-4	3555
	For 40D 4 Pole	ASH-4 (4P)	4650

4.1 Single Phase Polyester Resin Cast CTs for D Series ACB for MicroPro 3.1, 4.1 & 5.1 Release

- 1 CT per pole is required. In TP ACB, one additional CT will be required if, Ground Fault Protection is selected.

Sl. No.	Type	Description	Phase CT	Neutral CT	Unit Price (₹)
4.1	-	100/0.2A	WMCT-014	-	2180
4.2	-	200/0.2A	WMCT-02	ATB-02	
4.3	-	250/0.2A	WMCT-024	-	
4.4	-	300/0.2A	WMCT-034	ATB-030	
4.5	-	400/0.2A	WMCT-044	ATB-040	
4.6	6D	630/0.2A	WMCT-064	ATBWM-060	
4.7	8D/08N(AHA)	800/0.2A	WMCT-084	ATBWM-080	2290
4.8	10D/10N(AHA)	1000/0.2A	WMCT-104	ATBWM-110	
4.9	12D	1250/0.2A	WMCT-124	ATBWM-120	
4.10	16D	1600/0.2A	WMCT-164	ATBWM-160	
4.11	20N/20S(AHA)	2000/0.2A	AHA-DO-WM-CT-20	ATBWM-220	3070
4.12	20D	2000/0.2A	ATBWM-220	ATBWM-220	
4.13	25D	2500/0.2A	ATBWM-225	ATBWM-225	
4.14	30S(AHA)	3200/0.2A	AHA-WM-CT-30	ATBWM-332	3825
4.15	30D	3200/0.2A	ATBWM-332	ATBWM-332	
4.16	40S(AHA)	4000/0.2A	AHA-WM-CT-40	ATBWM-440	5470
4.17	40D	4000/0.2A	ATBWM-440	ATBWM-440	



4.2 Single Phase Polyester Resin Cast CTs for D Series ACB for Thermal release-1 CT per pole is required. In TP ACB, one additional CT will be required if, Ground Fault Protection is selected.

Sl. No.	Type	Description	Phase CT	Neutral CT	Unit Price (₹)
4.2.1	6D	250/5A	ATB-024	ATB-024	2025
4.2.2	6D	400/5A	ATB-044	ATB-040	
4.2.3	6D	630/5A	ATB-064	ATB-060	
4.2.4	8D/08N(AHA)	800/5A	ATB-084	ATB-080	
4.2.5	10D/10N(AHA)	1000/5A	ATB-104	ATB-110	2070
4.2.6	12D	1250/5A	ATB-134	ATB-120	2130
4.2.7	16D	1600/5A	ATB-164	ATB-160	2410
4.2.8	20N/20S(AHA)	2000/5A	ATB-DO-CT-20	ATB-220	2735
4.2.9	20D	2000/5A	ATB-220	ATB-220	
4.2.10	25D	2500/5A	ATB-225	ATB-225	3068
4.2.11	30S(AHA)	3200/5A	AHA-CT-30	ATB-332	3560
4.2.12	30D	3200/5A	ATB-332	ATB-332	
4.2.13	40S(AHA)	4000/5A	AHA-CT-40	ATB-440	5085
4.2.14	40D	4000/5A	ATB-440	ATB-440	



5. Auxiliary Isolating Contact Assembly (set of one contact block on ACB side & two blocks on cradle side)

Sl. No.	Description	Reference	Unit Price (₹)
5.1	12 way 6D-16D/08N-20S(AHA), 3P 6D-16D/08N-20S(AHA), 4P 20D-25D/30S(AHA), 3P 20D-25D/30S(AHA), 4P 30D-40D/40S(AHA), 3P 30D-40D/40S(AHA), 4P	AIH-12-1 AIH-12-1(4P) AIH-12-2 AIH-12-2(4P) AIH-12-3 AIH-12-3(4P)	3880
5.2	24 way 6D-16D/08N-20S(AHA), 3P 6D-16D/08N-20S(AHA), 4P 20D-25D/30S(AHA), 3P 20D-25D/30S(AHA), 4P 30D-40D/40S(AHA), 3P 30D-40D/40S(AHA), 4P	CS-AIH-24-1 CS-AIH-24-1(4P) CS-AIH-24-2 CS-AIH-24-2(4P) CS-AIH-24-3 CS-AIH-24-3(4P)	5815
5.3	36 way 6D-16D/08N-20S(AHA), 3P 6D-16D/08N-20S(AHA), 4P 20D-25D/30S(AHA), 3P 20D-25D/30S(AHA), 4P 30D-40D/40S(AHA), 3P 30D-40D/40S(AHA), 4P	CS-AIH-36-1 CS-AIH-36-1 4P CS-AIH-36-2 CS-AIH-36-2 (4P) CS-AIH-36-3 CS-AIH-36-3 (4P)	8310

Main Accessories For D-type Air Circuit Breakers

(Please specify ACB rating & type while placing orders)



6. Auxiliary Switch

Sl. No.	Description	Reference	Unit Price (₹)	
6.1	5 way (2NO+3NC)	6D-16D/08N-20S(AHA)	AXH-2A3B-1	1050
		20D-40D/30S-40S(AHA)	AXH-2A3B-2	
	5 way (3NO+2NC)	6D-16D/08N-20S(AHA)	AXH-3A2B-1	
		20D-40D/30S-40S(AHA)	AXH-3A2B-2	
6.2	10 way (5NO+5NC)	6D-16D/08N-20S(AHA)	CS-AXH-5A5B-1	1600
		20D-40D/30S-40S(AHA)	CS-AXH-5A5B-2	
6.3	14 way (7NO+7NC)	6D-16D/08N-20S(AHA)	CS-AXH-7A7B-1	2630
		20D-40D/30S-40S(AHA)	CS-AXH-7A7B-2	

7. UVT Device (D Series ACB) consisting of UVT Coil & Control device fitted in the ACB

Sl. No.	Description	Reference	Unit Price (₹)
7.1	Compact UVT Coil 6D-16D/08N-20S(AHA)	CS-AUH-V-A-**	3680
7.2	20D-40D/30S-40S(AHA)	CS-AUH-V-B-**	

8. Shunt Trip and Closing Coil

Sl. No.	Description	Reference	Unit Price (₹)
8.1	Shunt Trip 6D-16D/08N-20S(AHA)	CS-AVH-S-1-**	2050
	20D-40D/30S-40S(AHA)	CS-AVH-S-2-**	
8.2	Closing Coil 6D-16D/08N-20S(AHA)	CS-AVH-C-1-**	2050
	20D-40D/30S-40S(AHA)	CS-AVH-C-2-**	

**Please specify voltage while ordering

**Code for Coils Voltage

Description	AC Control Voltage			DC Control Voltage			
	110V	220~240V	415~440V	24V	48V	110V	220V
UVT	FA	MA	NA	-	-	FD	MD
SHUNT	FA	MA	NA	BD	ED	FD	MD
Closing Coil	FA	MA	NA	BD	ED	FD	MD



Sl. No.	Description	Suitable for ACB frame size / rating			
		6D-16D/ 08N-20S(AHA) Reference	Unit Price (₹)	20D-40D/ 30S-40S(AHA) Reference	Unit Price (₹)
9	OCR (Fault) Alarm Switch (for ACB with MicroProcessor release only)	ALA-1	625	ALA-2	625
10	Trip Indication Switch (For manual and Fault tripping in ACB with TM release only)	TIS-1		TIS-2	
11	'Spring Charged' Indication Switch	SCIS-M	820	SCIS-M2	820
12	Position Indication Switch	ALB-IP-1	2030	ALB-IP-2	2030
13	Mechanical operation counter	ASC-1	1880	ASC-2	1880
14	Key Lock (One lock + One key)	AK1-1D	1425	AKI-2D	1425
15	Castle Key Lock	CKI-1	4370	CKI-2	4370
16	Key Interlock (Consisting of 3-Key Locks with 2 Keys (same No.) fitted on 3 ACBs)	AKI-1-1	3880	AKI-1-2	3880
17	Key Interlock (Consisting of 2-Key Locks with 1 Key (same No.) fitted on 2 ACBs)	AKI-2-1	2955	AKI-2-2	2955
18	Short Circuit Contact for Shunting Auxiliary Isolating Contacts when ACB withdrawn	SCC	345	SCC	345
19	Rectifier Unit 240V AC/24V DC, used for LED Indication or for function checking of Microprocessor Release (Can Control Upto 5 no. of ACBs)	CS-ARO-1BMA	2030	CS-ARO-1BMA	2030
20	Rectifier Unit 415V AC/24V DC, used for LED Indication or for function checking of Microprocessor Release (Can Control Upto 5 no. of ACBs)	CS-ARO-1BNA		CS-ARO-1BNA	
21	Mal Insertion Preventor	MIP6D-16D	500	MIP20-25D	500

Spares For D-type Air Circuit Breakers

(Please specify ACB rating & type while placing order for spares)

Sl. No.	Description	Suitable for ACB frame size / rating								
		6D-16D/ 08N-20S (AHA) Reference		Unit Price (₹)	20D-25D Reference		Unit Price (₹)	30D-40D/ 30S-40S (AHA) Reference		Unit Price (₹)
22	Making Current Release / Instantaneous Trip	CS-MCR-1	CS-MCR-1	6420	CS-MCR-2	CS-MCR-2	7925	CS-MCR-3	CS-MCR-3	10300
23	Mechanical Interlock (Fixed Vertical)	MIL-16D3P-VF	MIL-16D4P-VF	7435	MIL-20D3P-VF	MIL-20D4P-VF	7435	MIL-32D3P-VF	MIL-32D4P-VF	7435
24	Mechanical Interlock (Fixed Horizontal)	MIL-16D3P-HF	MIL-16D4P-HF	7435	MIL-20D3P-HF	MIL-20D4P-HF	7435	MIL-32D3P-HF	MIL-32D4P-HF	7435
25	Mechanical Interlock (D/o Vertical)	MIL-16D4P-VDO	MIL-16D3P-VDO	10500	MIL-20D3P-VDO	MIL-20D4P-VDO	10500	MIL-32D3P-VDO	MIL-32D4P-VDO	10500
26	Mechanical Interlock (D/o Horizontal)	MIL-16D3P-HDO	MIL-16D4P-HDO	10500	MIL-20D3P-HDO	MIL-20D4P-HDO	10500	MIL-32D3P-HDO	MIL-32D4P-HDO	10500

S. No. 22, 23, 24 & 25 will be supplied only factory fitted. These can not be fitted at site thus always order with ACB only.

Sl. No.	For Air Circuit Breaker	Reference	Unit Price (₹)
27	Lifter with variable size Loader (for all sizes of ACBs)	<input checked="" type="checkbox"/> LIFTER-SPL	98540
		<input checked="" type="checkbox"/> LIFTER	
28	Door Interlock 6D-16D / 08N-20S (AHA)	DOOR-INT-1	2185
29	Door Interlock (20D-40D) / 30S-40S (AHA)	DOOR-INT-2	

30. Vertical Terminal Adapter for AH/AHA Fixed type ACB

30.1	6D-8D & 08N (AHA)	<input checked="" type="checkbox"/> CUADPTR-VC(6D-8D)	4000
30.2	10D-12D & 10N (AHA)	<input checked="" type="checkbox"/> CUADPTR-VC(10D-12D)	4730
30.3	16D & 20N-20S (AHA)	<input checked="" type="checkbox"/> CUADPTR-VC(16D)	5370
30.4	20D-25D (AH)	<input checked="" type="checkbox"/> CUADPTR-VC(20D-25D)	10840

31. Drawout Mould Base (Cradle Side)

For ACB Rating	Reference	Qty. Required Per Pole*	Unit Price (₹)
6D-16D/08N-20S(AHA)	<input checked="" type="checkbox"/> DRMOULD-20S	2	1500
20D	<input checked="" type="checkbox"/> DRMOULD-20D	2	
25D/30S(AHA)	<input checked="" type="checkbox"/> DRMOULD-25D	2	2120
30D/40S(AHA)	<input checked="" type="checkbox"/> DRMOULD-30D	1	4680
40D	<input checked="" type="checkbox"/> DRMOULD-40D	1	5370

32. Arcing Contacts (Set of 1 no. fixed & 1 no. moving)

For ACB Rating	Reference	Qty. Required Per Pole*	Unit Price (₹)
6D-8D/08N(AHA)/10N(AHA)	ARCCONT-08D	1M / 1F	3790
10D/10N	ARCCONT-10D	1M / 1F	4100
12D	ARCCONT-12D	1M / 1F	
16D	ARCCONT-16D	1M / 1F	4840
20N(AHA)-F■	ARCCONT-20N	1M / 1F	6050
20N(AHA)-DO■/20S(AHA)	ARCCONT-20S	1M / 1F	
20D	ARCCONT-20D	1M / 1F	
25D/30S(AHA)	ARCCONT-25D	1M / 1F	8390
30D/40S(AHA)	ARCCONT-30D	1M / 1F	9470
40D	ARCCONT-40D	1M / 1F	12360

Note: *M - Moving, F - Fixed

Spares For D-type Air Circuit Breakers

(Please specify ACB rating & type while placing order for spares)

33. Main Isolating Contacts (Jaw Contacts)			
For ACB Rating	Reference	Qty. Required Per Pole*	Unit Price (₹)
6D-8D	MIC-08D	2	6200
08N(AHA)/10N(AHA)	MIC-08D(50k)	2	
10D/10N	MIC-10D	2	6520
12D	MIC-12D	2	6940
16D	MIC-16D	2	
20N(AHA)-F■	MIC-20N	2	18030
20N(AHA)-DO■/20S(AHA)	MIC-20S	2	
20D	MIC-20D	2	18930
25D/30S(AHA)	MIC-25D	2	26760
30D/40S(AHA)	MIC-30D	2	28710
40D	MIC-40D	2	32070

34. Main Fixed Contacts (Upper Terminals)			
For ACB Rating	Reference	Qty. Required Per Pole*	Unit Price (₹)
6D-8D	FIXCONT-06D-08D	1	5730
08N-10N(AHA)	FIXCONT-08N	1	5890
10D-12D	FIXCONT-10D-12D	1	6050
16D	FIXCONT-16D	1	6200
20N(AHA)-F■	FIXCONT-20N	1	7790
20N(AHA)-DO■/20S(AHA)	FIXCONT-20S	1	
20D	FIXCONT-20D	1	
25D/30S(AHA)	FIXCONT-25D	1	10580
30D/40S(AHA)	FIXCONT-30D	1	24560
40D	FIXCONT-40D	1	30870

35. Lower Terminals with fitting plates			
For ACB Rating	Reference	Qty. Required Per Pole*	Unit Price (₹)
6D-8D/08N-10N(AHA)	LWR-TRNL-8B-8D	1	6200
10D-12D	LWR-TRNL-12B-12D	1	6790
16D	LWR-TRNL-16B-16D	1	7520
20N(AHA)-F■	LWR-TRNL-20N	1	9470
20N(AHA)-DO■/20S(AHA)	LWR-TRNL-20S	1	
20D	LWR-TRNL-20C-20D	1	
25D/30S(AHA)	LWR-TRNL-25C-25D	1	9940
30D/40S(AHA)	LWR-TRNL-30C-30D	1	18720
40D	LWR-TRNL-40C-40D	1	25660

36. Cradle Terminal for Drawout AH/AHA ACB			
For ACB Rating	Reference	Terminal Configuration	Unit Price (₹)
6D-8D/08N-10N (AHA)	CKTTML-08N	H	3790
	CKTTML-08N(V)	V	5710
10D-12D	CKTTML-12D	H	5620
	CKTTML-12D(V)	V	8430
16D	CKTTML-16D	H	9020
	CKTTML-16D(V)	V	11940
20N/20S (AHA)	CKTTML-20S	H	9020
	CKTTML-20S(V)	V	11940
20D	CKTTML-20D	H	9020
	CKTTML-20D(V)	V	11940
25D	CKTTML-25D	H	13250
	CKTTML-25D(V)	V	26180
30D/30S/40S (AHA)	CKTTML-30D	V	26230
40D	CKTTML-40D	V	33180

Spares For D-type Air Circuit Breakers


(Please specify ACB rating & type while placing order for spares)

37. Main Moving Contacts Assembly			
For ACB Rating	Reference	Qty. Required Per Pole*	Unit Price (₹)
6D-8D	MOVMAIN-06D-08D	1	4200
08N-10N(AHA)	MOVMAIN-08N	1	4420
10D-20D	MOVMAIN-10D-12D	1	4520
16D	MOVMAIN-16D	1	6570
20N(AHA)-F■	MOVMAIN-20N	1	7300
20N(AHA)-DO■/20S(AHA)	MOVMAIN-20S	1	8090
20D	MOVMAIN-20D	1	8740
25D/30S(AHA)	MOVMAIN-25D	1	11460
30D/40S(AHA)	MOVMAIN-30D	1	26230
40D	MOVMAIN-40D	1	35130

■ F-Fixed Type, ■ DO-Drawout Type

*** To arrive at total quantity per ACB, multiply by 3 or 4 depending upon number of poles in the ACB.

38. Complete Pole Unit (Common for 3 & 4 Pole ACBs)			
Sl. No.	For Air Circuit Breaker	Reference	Unit Price (₹)
38.1	Single Pole unit for 6D	CONDUNIT-6D	11460
38.2	Single Pole unit for 8D	CONDUNIT-8D	12620
38.3	Single Pole unit for 08N-10N(AHA)	CONDUNIT-8N	13140
38.4	Single Pole unit for 10D	CONDUNIT-10D	13720
38.5	Single Pole unit for 12D	CONDUNIT-12D	16140
38.6	Single Pole unit for 16D	CONDUNIT-16D	18660
38.7	Single Pole unit for 20N(AHA)-F■	CONDUNIT-20N	16610
38.8	Single Pole unit for 20N(AHA)-DO■/20S(AHA)	CONDUNIT-20S	20610
38.9	Single Pole Unit for 20D	CONDUNIT-20D	25180
38.10	Single Pole Unit for 25D/30S(AHA)	CONDUNIT-25D	27310
38.11	Single Pole Unit for 30D/40S(AHA)	CONDUNIT-30D	54710
38.12	Single Pole Unit for 40D	CONDUNIT-40D	65160



39. Arc Chutes			
For ACB Rating	Reference	Qty. Required Per Pole*	Unit Price (₹)
6D-16D/08N-20N(AHA)	ARCCHT-06D-16D	1	2500
20S(AHA)	ARCCHT-20S	1	3240
20D	ARCCHT-20D	1	
25D/30S(AHA)	ARCCHT-25D	1	3790
30D/40S(AHA)	ARCCHT-30D	1	8200
40D	ARCCHT-40D	1	8790

*** To arrive at total quantity per ACB, multiply by 3 or 4 depending upon number of poles in the ACB.

40. Charging Motors (110V ac/dc) or (220V AC/DC)		
For ACB Rating	Reference	Unit Price (₹)
6D-16D/08N-20S(AHA)	AMH-1	18350
20D-40D/30S-40S(AHA)	AMH-2	23930



Spares For D-Type Air Circuit Breakers

(Please specify ACB rating & type while placing order for spares)



41. Other Spares			
Sl. No.	Description	Reference	Unit Price (₹)
41.1	New Style Micro Switch for Motor cut off 6D-40D/08N-40S(AHA)	MICROSW *	890
41.2	Anti Pumping Relay 6D-16D/08N-20S(AHA), 3P 6D-16D/08N-20S(AHA), 4P	CS-ANTPUMPRLY-1**	3050
	20D-25D/30S(AHA), 3P 20D-25D/30S(AHA), 4P	CS-ANTPUMPRLY-2 **	3570
	30D-40D/40S(AHA), 3P 30D-40D/40S(AHA), 4P	CS-ANTPUMPRLY-3**	4100
41.3	Manual Charging Handle 6D-16D/08N-20S(AHA)	MCLHND-6D-16D	2420
41.4	Manual Charging Handle 20D-40D/30S-40S(AHA)	MCLHND-20D-40D	2630
41.5	Drawout Handle 6D-16D/08N-20S(AHA)	DRHND-6D-16D	2000
41.6	Drawout Handle 20D-40D/30S-40S(AHA)	DRHND-20D-40D	2420
41.7	Magnet Hold Trigger 6D-16D/08N-20S(AHA), 3P 6D-16D/08N-20S(AHA), 4P	MHT-16D-3P	2630
		MHT-16D-4P	3100
41.8	Magnet Hold Trigger 20D-25D/30S(AHA), 3P Magnet Hold Trigger 20D-25D/30S(AHA), 4P	MHT-20D-25D3P	3420
		MHT-20D-25D4P	3890
41.9	Magnet Hold Trigger 30D-40D/40S(AHA), 3P	MHT-30D-3P	3520
		MHT-40D-3P	
	Magnet Hold Trigger 30D-40D/40S(AHA), 4P	MHT-30D-40D4P	4000
41.10	D/O Telescopic Rail (L) 6D-16D/08N-20S(AHA) 20D-25D/30S(AHA) 30D-40D/40S(AHA)	DRTLRAIL (L) - 1 DRTLRAIL (L)-2 DRTLRAIL (L)-3	950
41.11	D/O Telescopic Rail (R) 6D-16D/08N-20S(AHA) 20D-25D/30S(AHA) 30D-40D/40S(AHA)	DRTLRAIL (R)- 1 DRTLRAIL (R)-2 DRTLRAIL (R)-3	950

Note: *** New developed Microswitch
**** Please specify ACB rating & type while ordering for spares.

**Voltage Code for Antipumping Relay					
	24/30V	48V	110V	220V	415V
AC	--	--	FA	MA	NA
DC	BD	ED	FD	MD	-

42. *Auxiliary Isolating Contact Blocks		
Description	Reference	Unit Price (₹)
Breaker & Cradle Side 12 Way	AIH-BC	3680

*Auxiliary Isolating Contact Blocks has to be order together for Cradle & Breaker side.



43. Communication Module		
Description	Reference	Unit Price (₹)
Communication Module for Micropro 4.1 & 5.1 Release	CSPSCM-MICROPRO	POR
Power Supply Module	CSPSM-MICROPRO	
Power Supply & Relay Module MicroPro 4.1 & 5.1 Release	CSPSRM-MICROPRO	
Battery Module for MicroPro 4.1 & 5.1 Release	CS-MPBU4.1.1	

Please fill separate sheet for each type of ACB. Tick the box in front of each appropriate item and fill in the blanks.

CUSTOMER NAME		ORDER NO. & DATE		DELIVERY DATE	END USER / PANEL BUILDER NAME & PHONE NO.			
RATING OF ACB REQUIRED	<input type="checkbox"/> 630 A	<input type="checkbox"/> 1000 A	<input type="checkbox"/> 1600 A	<input type="checkbox"/> 2500 A	<input type="checkbox"/> 4000 A	<input type="checkbox"/> 6300 A		
	<input type="checkbox"/> 800 A	<input type="checkbox"/> 1250 A	<input type="checkbox"/> 2000 A	<input type="checkbox"/> 3200 A	<input type="checkbox"/> 5000 A	QTY. (NOS.)		
NO. OF POLES	<input type="checkbox"/> 3 POLE	<input type="checkbox"/> 4 POLE	AMBIENT TEMP.		<input type="checkbox"/> 40 °C	<input type="checkbox"/> 50 °C		
MOUNTING	<input type="checkbox"/> FIXED	<input type="checkbox"/> DRAWOUT	<input type="checkbox"/> 12/24/36 WAY AUX. ISOLATING CONTACT ASSLY. <input type="checkbox"/> POSITION INDICATION SWITCH <input type="checkbox"/> SHORT CIRCUIT CONTACTS _____ NOS / ACB					
OPERATION	<input type="checkbox"/> MANUAL	<input type="checkbox"/> ELECTRICAL	<input type="checkbox"/> CLOSING COIL _____ V AC / _____ V DC <input type="checkbox"/> SHUNT TRIP COIL _____ V AC / _____ V DC <input type="checkbox"/> MOTOR <input type="checkbox"/> 240V AC <input type="checkbox"/> 220V DC <input type="checkbox"/> 110V AC <input type="checkbox"/> 110V DC					
<input type="checkbox"/> WITHOUT RELEASES								
RELEASES	MICROPROCESSOR RELEASE <input type="checkbox"/> Pro 3.1 <input type="checkbox"/> Pro 4.1 <input type="checkbox"/> Pro 5.1 <input type="checkbox"/> COMMUNICATION MODULE <input type="checkbox"/> POWER SUPPLY MODULE <input type="checkbox"/> BATTERY UNIT <input type="checkbox"/> POWER SUPPLY & RELAY MODULE		UNLESS & OTHERWISE SPECIFIED, ALL SETTINGS OF RELEASES WOULD BE SET AT MINIMUM VALUES.				MAIN CT RATING _____ A, NEUTRAL CT RATING _____ A, SETTINGS : OVERLOAD _____ A, SHORT CIRCUIT _____ A, GROUND FAULT _____ A, INSTANTANEOUS _____ A	
<input type="checkbox"/> THERMAL MAGNETIC EARTHFAULT REQD. <input type="checkbox"/> NOT REQD. <input type="checkbox"/> <input type="checkbox"/> SHUNT TRIP _____ V AC / _____ V DC (220V AC SHUNT TRIP IS PROVIDED AS STANDARD) REQUIRED MAIN CT RATING _____ A SETTING OF NON-ADJ. MAG. INST. TRIP _____ KA								
ACCESSORIES	<input type="checkbox"/> AUX. SW. 3 NO + 2 NC <input type="checkbox"/> TRIP IND. SWITCH <input type="checkbox"/> POSITION IND. SWITCH <input type="checkbox"/> KEY LOCK <input type="checkbox"/> UVT. _____ V, DC <input type="checkbox"/> AC <input type="checkbox"/>		<input type="checkbox"/> AUX. SW. 5 NO + 5 NC <input type="checkbox"/> OCR ALARM SWITCH <input type="checkbox"/> CASTLE KEYLOCK <input type="checkbox"/> KEY INTERLOCK <input type="checkbox"/> 2 ACBs <input type="checkbox"/> 3 ACBs		<input type="checkbox"/> AUX. SW. 7 NO + 7 NC <input type="checkbox"/> SPRING CHARGE IND. SWITCH <input type="checkbox"/> CLOSE-OPEN CYCLE COUNTER <input type="checkbox"/> MECHANICAL INTERLOCK HOR. <input type="checkbox"/> VER. <input type="checkbox"/> <input type="checkbox"/> DOOR INTERLOCK			
SPECIAL REQUIREMENT/ ACCESSORIES (IF ANY)								
Notes: (1) Please refer catalogue / Price-List, for further details of MicroPro 3.1/4.1/5.1 Releases. (2) Neutral CT is required alongwith Microprocessor Release having Ground-Fault Protection. This has to be mounted on Earth / Neutral Busbar of Panel.								



CYLINDRICAL CAPACITOR

Normal Duty				
Rating kVar	Reference	Rated Voltage	LP / kVar	Unit Price (₹)
1.0	☒ CSPND0001440	440 V	308	308
2.0	☒ CSPND0002440	440 V	308	616
3.0	☒ CSPND0003440	440 V	308	924
4.0	☒ CSPND0004440	440 V	308	1232
5.0	CSPND0005440	440 V	167	835
7.5	CSPND00075440	440 V	167	1253
10.0	CSPND0010440	440 V	167	1670
12.5	CSPND0125440	440 V	167	2088
15.0	CSPND0015440	440 V	167	2505
20.0	CSPND0020440	440 V	167	3340
25.0	CSPND0025440	440 V	167	4175

Heavy Duty				
Rating kVar	Reference	Rated Voltage	LP / kVar	Unit Price (₹)
1.0	☒ CSPHD0001440	440 V	323	323
2.0	☒ CSPHD0002440	440 V	323	646
3.0	☒ CSPHD0003440	440 V	323	969
4.0	☒ CSPHD0004440	440 V	323	1292
5.0	CSPHD0005440	440 V	266	1330
7.5	CSPHD00075440	440 V	266	1995
10.0	CSPHD0010440	440 V	266	2660
12.5	CSPHD0125440	440 V	266	3325
15.0	CSPHD0015440	440 V	266	3990
20.0	CSPHD0020440	440 V	266	5320
25.0	CSPHD0025440	440 V	266	6650

Note:
Capacitors are also available in 415/480/525V. For further details please contact nearest branch office.



RECTANGULAR CAPACITOR

Normal Duty				
Rating kVar	Reference	Rated Voltage	LP / kVar	Unit Price (₹)
1.0	☒ CSSND0001440	440 V	313	313
2.0	☒ CSSND0002440	440 V	313	626
3.0	☒ CSSND0003440	440 V	313	939
4.0	☒ CSSND0004440	440 V	313	1252
5.0	CSSND0005440	440 V	203	1015
7.5	CSSND00075440	440 V	203	1523
10.0	CSSND0010440	440 V	197	1970
12.5	CSSND0125440	440 V	197	2463
15.0	CSSND0015440	440 V	197	2955
20.0	CSSND0020440	440 V	190	3800
25.0	CSSND0025440	440 V	190	4750
50.0	CSSND0050440	440 V	190	9500

Extra Heavy Duty				
Rating kVar	Reference	Rated Voltage	LP / kVar	Unit Price (₹)
1.0	☒ CSEHD0001440	440 V	352	352
2.0	☒ CSEHD0002440	440 V	352	704
3.0	☒ CSEHD0003440	440 V	352	1056
4.0	☒ CSEHD0004440	440 V	352	1408
5.0	CSEHD0005440	440 V	285	2138
7.5	CSEHD00075440	440 V	285	2710
10.0	CSEHD0010440	440 V	271	3388
12.5	CSEHD0125440	440 V	271	4065
15.0	CSEHD0015440	440 V	271	5420
20.0	CSEHD0020440	440 V	271	6775
25.0	CSEHD0025440	440 V	271	13550
50.0	CSEHD0050440	440 V	258	12900

Super Heavy Duty				
Rating kVar	Reference	Rated Voltage	LP / kVar	Unit Price (₹)
1.0	☒ CSSHD0001440	440 V	443	443
2.0	☒ CSSHD0002440	440 V	443	886
3.0	☒ CSSHD0003440	440 V	443	1329
4.0	☒ CSSHD0004440	440 V	443	1772
5.0	CSSH0005440	440 V	387	1935
7.5	CSSH00075440	440 V	387	2903
10.0	CSSH0010440	440 V	382	3820
12.5	CSSH0125440	440 V	382	4775
15.0	CSSH0015440	440 V	382	5730
20.0	CSSH0020440	440 V	382	7640
25.0	CSSH0025440	440 V	382	9550
50.0	CSSH0050440	440 V	382	19100

ACB Assembly Line



Maximum Retail Price

Power Distribution Components

Power Control Components

Final Power Distribution Components

General Terms & Conditions

Maximum Retail Price

Maximum Retail Price (MRPs) are inclusive of Excise Duty, & VAT/Sales Tax as applicable. MRPs are subject to revision without prior notice and will be applicable as prevailing at the time of dispatch.

Duties

The MRPs listed are inclusive of Excise Duty/CVD at rates, as per present rules. In the event of any variation in rates, rules and/or method of assessment of Excise Duty/CVD, the MRP will be adjusted accordingly.

Warranty

All our listed Products carry a warranty, against manufacturing defects for a period of 12 months from the date of invoicing subject to it's usages in normal recommended operating conditions. The company liability shall be limited to exchange or repair of the product, at our discretion, provided that such defective products are returned to nearest Branch office.

Customer Care Contact

Single stop Customer Support for all service needs, please contact:
Customer Care Department

C&S Electric Ltd.
Low Voltage Components Division
222, Okhla Industrial Estate, Phase- III, New Delhi - 110020
Phone: +91 -11-3088 7498 Fax: +91-11 26484 8241
E-mail: customercare@cselectric.co.in
Website: www.cselectric.co.in


POR - Price on request

Products have been classified as Stockable & Non Stockable items.
Non Stockable items has been marked as

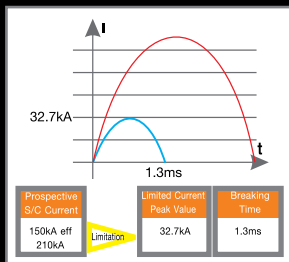
WiNbreak2

Moulded Case Circuit Breaker

innovative intelligent
integrated intuitive



Double Contact Structure



Current Limiting



Communication Compatible



Tripping by Pressure

WiNbrak2 - 5 Frame Size

CD 100
In 16-100A
Icu: 50kA(N), 85kA(H), 150kA(L)
Ics-Icu
90(W) x 140(H) x 86mm(D)



CS 160 / 250
In 125-250A
Icu: 50kA(N), 85kA(H), 150kA(L)
Ics-Icu
105(W) x 160(H) x 86mm(D)



CS 400 / 630
In 300-630A
Icu: 65kA(N), 85kA(H), 150kA(L)
Ics-Icu
140(W) x 260(H) x 110mm(D)



CS 800
In 800A
Icu: 65kA(N), 100kA(H), 150kA(L)
Ics-Icu
210(W) x 320(H) x 135mm(D)



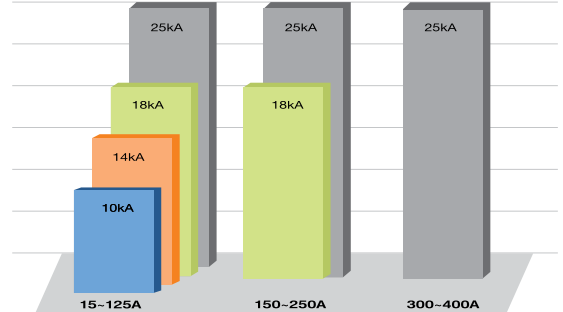
CS 1600
In 1600A
Icu: 50kA, 70kA, 150kA; Ics=Icu
OCR: N, A, P, S type
280(W) x 327(H)
x 155.5mm (D)



WiNbreak MCCB

- Conforms to IS/IEC60947-2 • Positive isolation • Trip free mechanism

Range 15A - 400A



FTM (Thermal Magnetic) Release • Fixed Overload • Fixed short circuit							
Breaking capacity Icu at 415V AC	Rated Current (Amps)	2 Pole Reference	MRP (₹)	3 Pole Reference	MRP (₹)	4 Pole Reference	MRP (₹)
10kA	15, 20, 30, 40, 50, 60#	CS2A2*	1910	CS2A3*	2150	CS2A4*	2880
	75,100	CS2A2*	1930	CS2A3*	2200	CS2A4*	2950
	125	-	-	CS2A3*	3770	-	-
14kA	15, 20, 30, 40, 50, 60#	CS2AA2*	2140	CS2AA3*	2400	CS2AA4*	3340
	75,100	CS2AA2*	2180	CS2AA3*	2450	CS2AA4*	3410
18kA	15, 20, 30, 40, 50, 60#	-	-	CSC2A3*	POR	CSC2A4*	POR
	75,100	-	-	CSC2A3*	POR	CSC2A4*	POR
	150, 175	CS3A2*	5430	CS3A3*	7350	CS3A4*	9420
	200	CS3A2*	7180	CS3A3*	7940	CS3A4*	10210
25kA	250	CS3A2*	8230	CS3A3*	8780	CS3A4*	11040
	15, 20, 30, 40, 50, 60#	CS2B2*	4030	CS2B3*	4530	CS2B4*	5390
	75,100	CS2B2*	4120	CS2B3*	4630	CS2B4*	5510
25kA	150, 175	CS3B2*	7640	CS3B3*	8130	CS3B4*	10570
	200	CS3B2*	8680	CS3B3*	9390	CS3B4*	12210
	250	CS3B2*	12310	CS3B3*	12500	CS3B4*	16200
	300	-	-	CS4A3*	21410	CS4A4*	25540
	350, 400	-	-	CS4A3*	22470	CS4A4*	26740

- Notes :**
1. While Ordering, Replace "*" by Rated Current required.
 2. # Spreader Terminals are not included.
 3. Standard packing includes Spreader terminals, insulating phase barrier and Hardware.
 4. $I_{cs}=100\%$ Icu



Accessories												
Suitable for use on MCCBs	Shunt Trip		Under Voltage Trip		Auxiliary Switch		Alarm Switch		Direct Rotary Handle		Extended Rotary Handle	
	Reference	MRP (₹)	Reference	MRP (₹)	Reference	MRP (₹)	Reference	MRP (₹)	Reference	MRP (₹)	Reference	MRP (₹)
CS2A3/CS2A4/CSC2A3/CSC2A4/CS2AA3/CS2AA4	ST-A(..V)	1250	UVT-A(..V)	1560	ASW-A(R)*	780	ALSW-A(R)	780	D-35S	1050	CSE-35S	980
CS2A2/CS2AA2	ST-A(..V)		UVT-A(..V)		ASW-A(T)*		ALSW-A(T)		-	-	-	
CS2B3/B4	ST-B(..V)		UVT-B(..V)		ASW-B(R)*		ALSW-B(R)		D-45S	1195	CSE-45	980
CS2B2	ST-B(..V)		UVT-B(..V)		ASW-B(T)*		ALSW-B(T)		D-45S	-	CSE-45	-
CS3A3/A4,CS3B3/B4	ST-C(..V)		UVT-C(..V)		ASW-C(R)*		ALSW-C(R)		D-55S	1265	CSE-55	1090
CS3A2,CS3B2	ST-C(..V)		UVT-C(..V)		ASW-C(T)*		ALSW-C(T)		D-55S	-	NA	-
CS4A3/A4	ST-6A(..V)	1610	UVT-6A(..V)	1960	ASW-6A	1250	ALSW-6A	1250	N-70S	1720	E-70U	2780

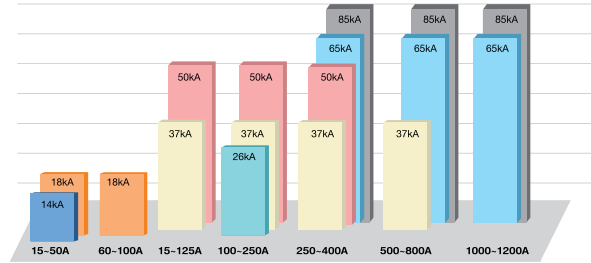
- Notes :**
1. *Please read R as MCCB left hand side position & T as right hand position
 2. Shunt Trip Coil & UVT available in 24, 48V,110V,220V & •415V AC/DC (Replace •by required Voltage). UVT - 6A not available in 24V AC/DC.
 3. Rotary Handle for 100AF, 2Pole not available.
 4. Maximum possibilities for internal accessories.
100/250AF : Left hand seat AX or AL or XL Right hand seat AX or AL or XL or SHT or UVT
400AF : Left hand seat 2AX, 2AL and SHT or UVT Right hand seat 2AX, 2AL and SHT or UVT
 5. Combination switch with one Aux switch + one Alarm switch available upto 250AF is also available. For price, please contact nearest Branch Office.

New WiNbreak MCCB

- Conforms to IS/IEC60947-2
- Positive isolation
- Trip free mechanism

Range 15A~1200A

Ics=100%Icu




FTM (Thermal Magnetic) Release ● Fixed Overload ● Fixed short circuit							
Breaking capacity Icu at 415V AC	Rated Current (Amps)	2 Pole Reference	MRP (₹)	3 Pole Reference	MRP (₹)	4 Pole Reference	MRP (₹)
14kA	15, 20, 30, 40, 50	CSC1N2*	POR	CSC1N3*	POR	CSC1N4*	POR
18kA	15, 20, 30, 40, 50	CSC1S2*	3140	CSC1S3*	3490	CSC1S4*	4610
	60, 75, 100	CSC2N2*	3140	CSC2N3*	3490	CSC2N4*	4610
26kA	100	☒ CSC4N2*	POR	☒ CSC4N3*	POR	☒ CSC4N4*	POR
	125	☒ CSC4N2*		☒ CSC4N3*		☒ CSC4N4*	
	150, 175	CSC4N2*	7510	CSC4N3*	8530	CSC4N4*	10560
	200	CSC4N2*	8550	CSC4N3*	9720	CSC4N4*	12240
	250	CSC4N2*	12340	CSC4N3*	12020	CSC4N4*	15250
37kA	15, 20, 30, 40, 50, 60	CSC3S2*	4200	CSC3S3*	4660	CSC3S4*	5590
	75, 100	CSC3S2*	4200	CSC3S3*	4660	CSC3S4*	5590
	125	CSC3S2*	4280	CSC3S3*	4740	CSC3S4*	5690
	150, 175	-	-	CSC4S3*	9700	CSC4S4*	12320
	200	-	-	CSC4S3*	11250	CSC4S4*	13520
	250	-	-	CSC4S3*	14490	CSC4S4*	18400
	300◆	-	-	CSC5N3*	22870	CSC5N4*	26300
	350, 400◆	-	-	CSC5N3*	23960	CSC5N4*	27550
	500, 630	-	-	CSC6N3*	23990	CSC6N4*	23610
	700, 800	-	-	CSC6N3*	33980	CSC6N4*	42480
50kA	15, 20, 30, 40, 50, 60	-	-	CSC3H3*	7750	CSC3H4*	9770
	75, 100	-	-	CSC3H3*	7810	CSC3H4*	9890
	125	-	-	CSC3H3*	9890	CSC3H4*	12560
	150, 175	-	-	CSC4H3*	12420	CSC4H4*	15530
	200	-	-	CSC4H3*	13840	CSC4H4*	18420
	250	-	-	CSC4H3*	20350	CSC4H4*	25500
	300◆	-	-	CSC5S3*	23310	CSC5S4*	26470
	350, 400◆	-	-	CSC5S3*	25660	CSC5S4*	29510
65kA	250, 300◆	-	-	CSC5H3*	25340	CSC5H4*	30860
	350, 400◆	-	-	CSC5H3*	26150	CSC5H4*	31860
	500, 630	-	-	CSC6S3*	25550	CSC6S4*	31150
	700, 800	-	-	CSC6S3*	38610	CSC6S4*	48260
	1000◆○	-	-	☒ CSC7S3*	98620	☒ CSC7S4*	121300
	1200◆○	-	-	☒ CSC8S3*	102830	☒ CSC8S4*	122860
85kA	250, 300◆	-	-	CSC5L3*	31380	CSC5L4*	46860
	350, 400◆	-	-	CSC5L3*	31390	CSC5L4*	46870
	500, 630	-	-	CSC6L3*	47000	CSC6L4*	48660
	700, 800	-	-	CSC6L3*	80210	CSC6L4*	90200
	1000◆○	-	-	☒ CSC7L3*	121910	☒ CSC7L4*	146290
	1200◆○	-	-	☒ CSC8L3*	140500	☒ CSC8L4*	168600


Notes :

1. While Ordering, Replace "*" by Rated Current required.
2. ◆Spreader Terminals are included
3. Standard packing includes insulating phase barrier and hardware.
4. ○ Ics=50%Icu

New WiNbreak MCCB



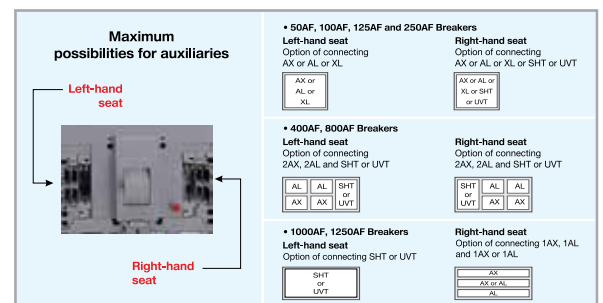
Accessories								
Suitable for use on New WB MCCBs	Shunt Trip	MRP (₹)	Under Voltage Trip	MRP (₹)	Auxiliary Switch	MRP (₹)	Alarm Switch	MRP (₹)
CSC1N2, CSC1S2 ■	STC-(...V)	1200	UVTC-(...V)	1410	AXWC-T	810	ALWC-T	810
CSC1N3, CSC1S3, CSC1N4, CSC1S4	STC-(...V)		UVTC-(...V)		AXWC-*		ALWC-*	
CSC2N2 ■	STC-(...V)		UVTC-(...V)		AXWC-T		ALWC-T	
CSC2N3, CSC2N4	STC-(...V)		UVTC-(...V)		AXWC-*		ALWC-*	
CSC3S3, CSC3S4, CSC3H3, CSC3H4	STC-(...V)		UVTC-(...V)		AXWC-*		ALWC-*	
CSC4N2 ■	STC-(...V)		UVTC-(...V)		AXWC-T		ALWC-T	
CSC4N3, CSC4N4, CSC4S3, CSC4S4, CSC4H3, CSC4H4	STC-(...V)	UVTC-(...V)	AXWC-*	ALWC-*				
CSC5N3, CSC5N4, CSC5S3, CSC5S4, CSC5L3, CSC5L4	ST-6A(...V)	1610	UVT-6A(...V)	1960	ASW-6A	1250	ALSW-6A	1250
CSC6N3, CSC6N4, CSC6S3, CSC6S4, CSC6L3, CSC6L4	ST-6A(...V)		UVT-6A(...V)		ASW-6A		ALSW-6A	
CSC7S3, CSC7S4, CSC7L3, CSC7L4	ST-7A(...V)	7890	UVT-7A(...V)	7890	ASW-7A	2790	ALSW-7A	2790
CSC8S3, CSC8S4, CSC8L3, CSC8L4	ST-7A(...V)		UVT-7A(...V)		ASW-7A		ALSW-7A	



Suitable for use on New WB MCCBs	Direct Rotary Handle	MRP (₹)	Direct Rotary Handle with Keylock	MRP (₹)	Extended Rotary Handle	MRP (₹)
CSC1N3, CSC1S3, CSC1N4, CSC1S4	DHC100	1200	DHCK100	3480	CSE-35S ■	980
CSC2N3, CSC2N4	DHC100		DHCK100		CSE-35S ■	
CSC3S3, CSC3S4, CSC3H3, CSC3H4	DHC125	1250	DHCK125	3590	EHC125	2170
CSC4N2 ■	DHC250	1470	DHCK250	3800	EHC250	2390
CSC4N3, CSC4N4, CSC4S3, CSC4S4, CSC4H3, CSC4H4	DHC250		DHCK250		EHC250	
CSC5N3, CSC5N4, CSC5S3, CSC5S4, CSC5L3, CSC5L4	N-70S	1720	-	-	E-70U	2780
CSC6N3, CSC6N4, CSC6S3, CSC6S4, CSC6L3, CSC6L4	N-70M	1840	-	-	E-80U	3100
CSC7S3, CSC7S4, CSC7L3, CSC7L4	NA	-	-	-	NA	-
CSC8S3, CSC8S4, CSC8L3, CSC8L4	NA	-	-	-	NA	-

Notes:

- Please replace "*" with R as MCCB left hand side position & T as MCCB right hand position
- Left Hand Seat is not Available in 2 Pole MCCBs.
- For Frame Size upto 250AF, Shunt Trip available in 12VAC/DC, 24VAC/DC, 48VAC/DC, 60VAC/DC, 100-130VAC/DC, 200-250VAC/DC & 380-450VAC, 440-500VAC (Replace STC-(...V) by required voltage)
- For Frame Size above than 250AF, Shunt Trip available in 24-48VAC/DC, 100-220VAC/DC, 110AC/DC, 220VAC/DC, 380-500VAC (Replace ST-6A (...V) by required voltage)
- For Frame Size upto 250AF, Under Voltage Trip available in 24VAC/DC, 48VAC/DC, 100-110VAC/DC, 200-220VAC/DC & 380-400VAC, 440-480VAC (Replace UVTC-(...V) by required voltage)
- For Frame Size above than 250AF, Under Voltage Trip available in 110VAC/DC, 220VAC/DC, 415VAC (Replace UVT-6A (...V) by required voltage)
- Combination Switch with one Aux Switch+ One Alarm Switch available upto 250AF. Order the same as follows:
 - Replace AXWC-T +ALWC-T with XLC-T (Combination Switch): MRP ₹ 2500
 - Replace AXWC-R +ALWC-R with XLC-R (Combination Switch): MRP ₹ 2500
- Rotary Handle for 50AF & 100AF, 2Pole is not available
- Metallic Extended Rotary Handle (Plastic Rotary Handle is also available (EHC100: MRP ₹ 2050))



New Winbreak MCCB

Enclosure				
MCCB MODEL	Rating (A)	Suitable for use on MCCBs	Reference	MRP (₹)
New Winbreak/Winbreak	Upto 100A	CSC1N3 / CSC1S3 / CSC2N3/CSC1N4 / CSC1S4 / CSC2N4 / CS2A3 / CS2A4 / CS2AA3 / CS2AA4	CS-CNM0100020	1900
New Winbreak/Winbreak	125A-250A	CSC3S3 / CSC4N3 / CSC4S3 / CSC4H3/CSC3S4 / CSC4N4 / CSC4S4 / CSC4H4 / CS2B3 / CS3A3 / CS3B3 / CS2B4 / CS3A4 / CS3B4	CS-CNM0100021	1900
New Winbreak/Winbreak	250A-400A	CSC5N3 / CSC5S3 / CSC5H3 / CSC5L3/CSC5N4 / CSC5S4 / CSC5H4 / CSC5L4 / CS4A3 / CS4A4	CS-ENCL-250-400AF	2960
New Winbreak	500A-800A	CSC6N3 / CSC6S3/ CSC6L3/CSC6N4 / CSC6S4/ CSC6L4	CS-CNM0100203	5040
New Winbreak	1000A-1200A	CSC7S3 / CSC8S3 / CSC7L3 / CSC8L3/CSC7S4 / CSC8S4 / CSC7L4 / CSC8L4	CS-CNM0100204	5620



Notes:


- Reference code is for Enclosure only (without MCCB)
- For placing an order for MCCB along with Enclosure, please apply Prefix E- before MCCB Reference Code. For Price, please contact nearest Branch Office.

Terminal Covers

Suitable for use on MCCBs	For Line/Load Side					
	2Pole Reference	MRP (₹)	3Pole Reference	MRP (₹)	4Pole Reference	MRP (₹)
CSC1N, CSC1S, CSC2N	TCS12 -	220	TCS13 -	380	TCS14L (for Line) TCS14R(for Lord)	220
CSC3S, CSC3H	-	-	TCS23 -	540	TCS24L(for Line) TCS24R(for Lord)	380
CSC4N, CSC4S, CSC4H	TCS33 -	430	TCS33 -	630	TCS34L(for Line) TCS34R(for Lord)	430
CSC5N, CSC5S, CSC5H, CSC5L	-	-	T1-43A	1050	T1-44A	1300
CSC6N, CSC6S, CSC6L	-	-	T1-63A	1250	T1-64A	1630

Mechanical Interlock (Used to prevent mechanically closing together)

Suitable for use on MCCBs	Applied between two MCCBs	
	Reference	MRP (₹)
CSC5N3, CSC5S3, CSC5H3, CSC5L3	MI-43S	3490
CSC5N4, CSC5S4, CSC5H4, CSC5L4	MI-44S	4350
CSC6N3, CSC6S3, CSC6L3	MI-83S	4350
CSC6N4, CSC6S4, CSC6L4	MI-84S	5140



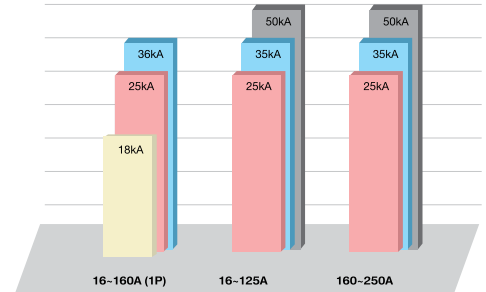
Spreader Terminals

Description	Reference	MRP (₹)	Std Pkg. (No's)
For CSC1/CSC2/CSC3 - 3 Pole	CSET1033	120	Set of 3
For CSC1/CSC2/CSC3 - 4 Pole	CSET1044	200	Set of 4
For CSC4 - 3 Pole	CSET2533	320	Set of 3
For CSC4 - 4 Pole	CSET2544	480	Set of 4
For CSC5 - 3 Pole	CSET4033	1100	Set of 3
For CSC5 - 4 Pole	CSET4044	1450	Set of 4
For CSC6 - 3 Pole	CSET8033	2770	Set of 3
For CSC6 - 4 Pole	CSET8044	3620	Set of 4



WiNbreak1 MCCB

- Conforms to IS/IEC60947-2
- Positive isolation
- Trip free mechanism

Range 16A -250A


FMU (Thermal Magnetic) Release ● Adjustable Overload 80-100% ● Fixed short circuit					
Breaking capacity Icu at 415V AC	Rated Current (Amps)	3 Pole Reference	MRP (₹)	4 Pole Reference	MRP (₹)
25kA	16, 20, 25, 32, 40, 50	CSE1M125FMU3P-*	4760	CSE1M125FMU4P-*	5810
35kA	16, 20, 25, 32, 40, 50	CSE1N125FMU3P-*	6030	CSE1N125FMU4P-*	7360
50kA	16, 20, 25, 32, 40, 50	CSE1S125FMU3P-*	7720	CSE1S125FMU4P-*	9420

ATM (Thermal Magnetic) Release ● Adjustable Overload 80-100% ● Adjustable Short Circuit 5-10 In					
Breaking capacity Icu at 415V AC	Rated Current (Amps)	3 Pole Reference	MRP (₹)	4 Pole Reference	MRP (₹)
25kA	63, 80, 100	CSE1M125ATM3P-*	4790	CSE1M125ATM4P-*	5840
	125	CSE1M125ATM3P-*	6510	CSE1M125ATM4P-*	8380
	160	CSE2MX250ATM3P-*	6990	CSE2MX250ATM4P-*	9110
	200	CSE2MX250ATM3P-*	7580	CSE2MX250ATM4P-*	9480
	250	CSE2MX250ATM3P-*	8420	CSE2MX250ATM4P-*	10360
	160	CSE2M250ATM3P-*	10270	CSE2M250ATM4P-*	12430
	200	CSE2M250ATM3P-*	11610	CSE2M250ATM4P-*	14160
	250	CSE2M250ATM3P-*	14280	CSE2M250ATM4P-*	17560
35kA	63, 80, 100	CSE1N125ATM3P-*	6150	CSE1N125ATM4P-*	7500
	125	CSE1N125ATM3P-*	8050	CSE1N125ATM4P-*	9820
	160	CSE2NX250ATM3P-*	8730	CSE2NX250ATM4P-*	10830
	200	CSE2NX250ATM3P-*	10860	CSE2NX250ATM4P-*	12730
	250	CSE2NX250ATM3P-*	12920	CSE2NX250ATM4P-*	15890
	160	CSE2N250ATM3P-*	10850	CSE2N250ATM4P-*	13130
	200	CSE2N250ATM3P-*	12540	CSE2N250ATM4P-*	15300
	250	CSE2N250ATM3P-*	15220	CSE2N250ATM4P-*	18720
50kA	63, 80, 100	CSE1S125ATM3P-*	7750	CSE1S125ATM4P-*	9630
	125	CSE1S125ATM3P-*	9570	CSE1S125ATM4P-*	11680
	160	CSE2S250ATM3P-*	11100	CSE2S250ATM4P-*	13590
	200	CSE2S250ATM3P-*	13700	CSE2S250ATM4P-*	17300
	250	CSE2S250ATM3P-*	18100	CSE2S250ATM4P-*	22260

Notes :

- While Ordering, Replace** by Rated Current required.
- Spreader Terminals are not included. For prices, please refer page no. 37
1. $I_{cs}=100\%I_{cu}$

WiNbreak1 MCCB

Microprocessor Release 'MicroPro WB'



- Conforms to IS/IEC 60947-2
- Range : 40 to 250A, 3P & 4P
- Breaking Capacity : 35kA/50kA
- Suitable for Isolation
- Adjustable Over Load from 0.4 - 1.0In
- Adjustable Short Circuit from 2-12Ir
- Inbuilt Ground fault Protection available 20% to 100% of In
- Adjustable neutral overload protection available : 50% to 100% of Ir
- Adjustable Current imbalance protection available : (30% - 70%) of Ir
- Provision of Thermal Memory : ON/OFF
- Communication using RS485 through MODBUS Protocol
- View Last Trip information
- LCD : Indication of Measurement and information
- Wide Range of Internal and External Accessories



ETM (Microprocessor Release with in-built Earth fault Protection) • Adjustable Overload 40 - 100% • Adjustable shortcircuit 2-12 Ir					
Release Range (A)	Breaking Capacity Icu at 415V AC	3 Pole	MRP (₹)	4 Pole	MRP (₹)
16-40A	35kA	CSE1N125ETM3P-*	13200	CSE1N125ETM4P-*	16100
25-63A		CSE1N125ETM3P-*	13200	CSE1N125ETM4P-*	16100
40-100A		CSE1N125ETM3P-*	13750	CSE1N125ETM4P-*	16800
50-125A		CSE1N125ETM3P-*	14750	CSE1N125ETM4P-*	18370
63-160A		CSE2N250ETM3P-*	16400	CSE2N250ETM4P-*	19800
80-200A		CSE2N250ETM3P-*	20400	CSE2N250ETM4P-*	24850
100-250A		CSE2N250ETM3P-*	20800	CSE2N250ETM4P-*	25650
16-40A	50kA	CSE1S125ETM3P-*	14500	CSE1S125ETM4P-*	17690
25-63A		CSE1S125ETM3P-*	14500	CSE1S125ETM4P-*	17690
40-100A		CSE1S125ETM3P-*	15200	CSE1S125ETM4P-*	18500
50-125A		CSE1S125ETM3P-*	15960	CSE1S125ETM4P-*	18980
63-160A○		CSE2S250ETM3P-*	18100	CSE2S250ETM4P-*	21850
80-200A○		CSE2S250ETM3P-*	22450	CSE2S250ETM4P-*	27400
100-250A○		CSE2S250ETM3P-*	23010	CSE2S250ETM4P-*	28300

Note:

1. ○Ics=50%Icu
2. Spreader Terminals are not included. For prices, please refer page no. 37


Single Pole - MCCB

FTM (Thermal Magnetic) Release • Fixed Overload • Fixed short circuit			
Breaking Capacity Icu at 240V AC	Rating (A)	Reference	MRP (₹)
18kA	16, 20, 25, 32, 40, 50, 63, 80, 100#	CSE0K100FTM1P-*	1050
	16, 20, 25, 32, 40, 50, 63#	CSE1K160FTM1P-*	1100
	80, 100	CSE1K160FTM1P-*	1150
	125	CSE1K160FTM1P-*	1320
	160	CSE1K160FTM1P-*	1500


Note:

1. While Ordering, Replace "*" by Rated Current required.
2. #Spreader Terminals are not included
3. Also available in 25kA & 36kA. For price, please contact nearest Branch Office.

Accessories



Description	4Reference	MRP (₹)
Aux Switch	AXW1-*	840
Alarm Switch	ALW1-*	840
Combined Switch(Aux+Alarm)	XLW1-*	1090
Shunt trip Coil	STW1-(...)	1660
UVT Coil	UVTW1-(...)	2860
Extended Rotary Handle, CSE1	EHW1-125	1770
Extended Rotary Handle, CSE2	EHW1-250	2080

The internal accessories are common to entire WinBreak1 MCCBs.

Please Replace "*" with L as MCCB Left hand side position & R as MCCB Right hand position

- Shunt Trip available in 24VDC, 48VDC, 110VDC, 220VDC & 220VAC, 415VAC (Replace STW1-(...) by required voltage)
- Under Voltage Release in 24VDC, 48VDC, 110VDC, 220VDC & 220VAC, 415VAC (Replace UVTW1-(...) by required voltage)
- Maximum possibilities for internal accessories.
 - Left hand seat: AXW1 or ALW1 or XLW1 or STW1 or UVTW1
 - Right hand seat: AXW1 or ALW1 or XLW1



Mechanical Interlock			
Frame Size	3 Pole Reference	4 Pole Reference	MRP (₹)
CSE1	MIW1-125-3P	MIW1-125-4P	2650
CSE2	MIW1-250-3P	MIW1-250-4P	2760

Locking Devices				
Frame Size	Key Lock*	MRP (₹)	Padlock	MRP (₹)
CSE1	KLW1-125	1200	PLW1-125	1250
CSE2	KLW1-250	1300	PLW1-250	1380

Spreader Terminals			
Description	Reference	MRP (₹)	Std Pkg. (No's)
For CSE1 - 3 Pole	CSET1033	120	Set of 3
For CSE1 - 4 Pole	CSET1044	200	Set of 4
For CSE2 - 3 Pole	CSET2533	320	Set of 3
For CSE2 - 4 Pole	CSET2544	480	Set of 4

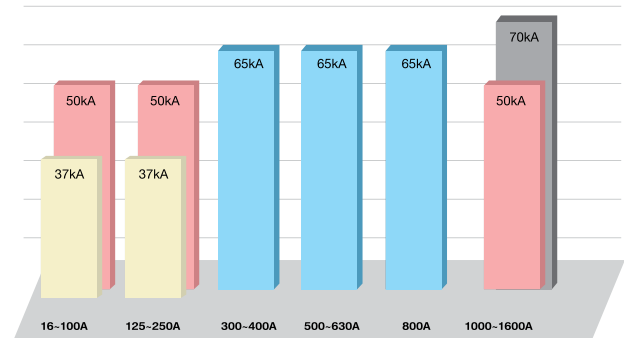


Earth Fault Relay (with NCT) Suitable for 3 Phase 4 wire distribution network			
Rating (Amps)	Earth Fault Relay Setting Range	Reference	MRP (₹)
40A	4-40A	EFR125-AF-40(N)	4340
100A	10-100A	EFR125-AF-100(N)	
125A	12.5-125A	EFR125-AF-125(N)	4730
200A	20-200A	EFR250-AF-200	
250A	25-250A	EFR250-AF-250	5170
400A	40-400A	EFR400-AF-400	
630A	63-630A	EFR630-AF-630	5980
800A	80-800A	EFR800-AF-800	
1000A	100-1000A	EFR1250-AF-1000	9880
1250A	125-1250A	EFR1250-AF-1250	

Earth Fault Relay (Built in CBCT) Suitable for 3Phase 3 wire distribution network			
Rating (Amps)	Earth Fault Relay Setting Range	Reference	MRP (₹)
32A	3.2-32A	EFR-CBCT125-AF-32	4560
40A	4-40A	EFR-CBCT125-AF-40	
63A	6.3-63A	EFR-CBCT125-AF-63	
80A	8-80A	EFR-CBCT125-AF-80	
100A	10-100A	EFR-CBCT125-AF-100	4970
125A	12.5-125A	EFR-CBCT125-AF-125	
200A	20-200A	EFR-CBCT250-AF-200	5430
250A	25-250A	EFR-CBCT250-AF-250	
400A	40-400A	EFR-CBCT400-AF-400	6280
630A	63-630A	EFR-CBCT630-AF-630	
800A	80-800A	EFR-CBCT800-AF-800	10380
1000A	100-1000A	EFR-CBCT1250-AF-1000	
1250A	125-1250A	EFR-CBCT1250-AF-1250	

WiNbreak2 MCCB

- Conforms to IS/IEC60947-2 • Positive isolation • Double Break • Trip free mechanism
- 100% Neutral Protection in 4 Pole • Interchangeable Trip Unit

Range 16A~1600A
Ics=100%Icu


FMU (Thermal Magnetic) Release • Adjustable Overload 80-100% • Fixed short circuit					
Breaking capacity Icu at 415V AC	Rated Current (Amps)	3 Pole Reference	MRP (₹)	4 pole MCCBs are with Neutral protection against overload and shortcircuit	
				4 Pole Reference	MRP (₹)
37kA	16, 20, 25, 32, 40, 50, 63, 80, 100	CD100SFMU*3P	7540	CD100SFMU*4P	9460
	125A	CD160SFMU*3P	8670	CD160SFMU*4P	10840
	160A	CD160SFMU*3P	11300	CD160SFMU*4P	14130
	200A	CS250SFMU*3P	12960	CS250SFMU*4P	16200
	250A	CS250SFMU*3P	15880	CS250SFMU*4P	20610
50kA	16, 20, 25, 32, 40, 50, 63, 80, 100	CD100NFMU*3P	8900	CD100NFMU*4P	11040
	125	CS160NFMU*3P	13860	CS160NFMU*4P	17880
	160	CS160NFMU*3P	17080	CS160NFMU*4P	21880
	200	CS250NFMU*3P	20520	CS250NFMU*4P	25030
	250	CS250NFMU*3P	23570	CS250NFMU*4P	28990
65kA	300 & 400	CS400NFMU*3P	26430	CS400NFMU*4P	32240
	500 & 630	CS630NFMU*3P	31710	CS630NFMU*4P	38590
	800	CS800NFMU*3P	44550	CS800NFMU*4P	56580

ATU (Thermal Magnetic) Release • Adjustable Overload 80 - 100% • Adjustable Short circuit 5 - 10 In					
Breaking capacity Icu at 415V AC	Rated Current (Amps)	3 Pole Reference	MRP (₹)	4 pole MCCBs are with Neutral protection against overload and shortcircuit	
				4 Pole Reference	MRP (₹)
37kA	200A	CS250SATU*3P	14150	CS250SATU*4P	17270
	250A	CS250SATU*3P	17420	CS250SATU*4P	21430
50kA	125	CS160NATU*3P	14550	CS160NATU*4P	18400
	160	CS160NATU*3P	17930	CS160NATU*4P	22150
	200	CS250NATU*3P	21550	CS250NATU*4P	26290
	250	CS250NATU*3P	24750	CS250NATU*4P	30440
65kA	300 & 400	CS400NATU*3P	27750	CS400NATU*4P	33860
	500 & 630	CS630NATU*3P	32080	CS630NATU*4P	39640
	800	CS800NATU*3P	46780	CS800NATU*4P	59140

WiNbreak2 MCCB

ETS (Microprocessor based) Release • Adjustable Overload 40 - 100% • Adjustable shortcircuit 1.5 - 10 In					
Breaking capacity Icu at 415V AC	Rated Current (Amps)	3 Pole Reference	MRP (₹)	4 pole MCCBs are with Neutral protection against overload and shortcircuit	
				4 Pole Reference	MRP (₹)
50kA	40, 80, 160	CS160NETS*3P	23450	CS160NETS*4P	29310
	250	CS250NETS*3P	28350	CS250NETS*4P	35440
65kA	160, 250, 400	CS400NETS*3P	31120	CS400NETS*4P	46370
	160, 250, 400, 630	CS630NETS*3P	37520	CS630NETS*4P	54230
	630, 800	CS800NETS*3P	52750	CS800NETS*4P	61360

ETM (Microprocessor Release with in-built Earth fault Protection) • Adjustable Overload 40 - 100% • Adjustable shortcircuit 1.5 - 10 In					
Breaking capacity Icu at 415V AC	Rated Current (Amps)	3 Pole Reference	MRP (₹)	4 pole MCCBs are with Neutral protection against overload and shortcircuit	
				4 Pole Reference	MRP (₹)
65kA	160	CS400NETM33160A3PE	61810	CS400NETM33160A4PE	68000
	250	CS400NETM33250A3PE	62390	CS400NETM33250A4PE	68400
	400	CS400NETM33400A3PE	36690	CS400NETM33400A4PE	69900
	400, 630	CS630NETM33*A3PE	76500	CS630NETM33*A4PE	87000
	630, 800	CS800NETM43*A3PE	107000	CS800NETM43*A4PE	122500

1. ■ Spreader Terminals are not included for MCCBs upto 63A
2. Replace "*" with required current range
3. MCCB with microprocessor release having Ammeter function, ZSI & communication port is also available. For prices contact nearest branch office.
4. MCCB for Motor Protection with Magnetic Trip release is also available. For prices contact nearest branch office.
5. WiNbreak2 MCCBs are available up to Icu=Ics=150kA for entire range for higher short circuit level, Price available on request.

MicroProcessor Release (N Type) - L / S / I / G / Thermal					
Breaking Capacity Icu at 415V AC	Rated Current (Amps)	3 Pole Reference	MRP (₹)	4 Pole Reference	MRP (₹)
50kA	400-800	CS1000NNG5800A3P	POR	CS1000NNG5800A4P	POR
	500-1000	CS1000NNG51000A3P		CS1000NNG51000A4P	
	625-1250	CS1250NNG51250A3P		CS1250NNG51250A4P	
	800-1600	CS1600NNG51600A3P		CS1600NNG51600A4P	

1. MCCB with High end release is also available. For further detail please contact nearest Branch Office.
2. Standard packing includes extended terminals, insulating phase barrier and Hardware.
3. Also available in 70kA. For further detail please contact nearest branch office.
4. Wide Range of Internal and External Accessories

Accessories

Internal Accessories		
Description	Reference	MRP (₹)
Aux. Switch	AX-T	1140
Alarm Switch	AL-T	
Fault Alarm Switch	FAL-T	
Shunt trip coil	ST-T*	2630
UVT coil	UVT-T*	3570



Notes :

- 1) The above accessories are common upto 800AF WiNbreak2 MCCBs.
- 2) Shunt Trip available in 12V DC, 24V AC/DC, 48V AC/DC, 110-130V AC/DC, 220-240V AC, 250V DC & 380-500V AC
- 3) Under Voltage Trip available in 24V AC/DC, 48V AC/DC, 110-130V AC/DC, 220-240V AC, 250V DC, 380-440V AC & 440-480V AC

Spreader Terminals			
Description	Reference	MRP (₹)	Std. Pkg.
For CS400, 3Pole	CSCETSP4033	2400	Set of 3
For CS400, 4Pole	CSCETSP4044	3200	Set of 4
For CS630, 3Pole	CSCETSP6033	2400	Set of 3
For CS630, 4Pole	CSCETSP6044	3200	Set of 4
For CS800, 3Pole	CSET8033	2770	Set of 3
For CS800, 4Pole	CSET8044	3620	Set of 4



WiNbreak2

Direct Rotary Handle with Keylock

Description	Reference	MRP (₹)
CD 100 & 160	DHK1-S	3900
CS 160 & 250	DHK2-S	4100
CS 400 & 630	DHK3-S	4300
CS 800	DHK4-S	4480



Mechanical Interlock Device

Suitable for MCCB Type	3 Pole		4 Pole	
	Reference	MRP (₹)	Reference	MRP (₹)
CD100 & 160	MIT13	6770	MIT14	7110
CS160 & 250	MIT23	8250	MIT24	8540
CS 400 & 630	MIT33	8760	MIT34	8990
CS 800	MIT43	9570	MIT44	9650



Motor Operator - For remote "ON/OFF" operation only

Suitable for MCCB Type	Motor Type	Control Voltage	MRP (₹)
CD100 & 160	MOP1	24V DC, 100-240V AC & 100-220V DC	16250
CS160, 250	MOP2	24V DC, 110V AC/DC & 220V DC, 230V AC	21540
CS400, 630	MOP3	24V DC, 110V AC/DC & 220V DC, 230V AC	33920
CS800	MOP4	24V DC, 110V AC/DC & 220V DC, 230V AC	40060



Padlocking Device

Suitable for MCCB Type	Reference	MRP (₹)
CD 100 / 160	PHL 1	1200
CS 160 / 250	PHL 2	1330
CS 400 / 630	PHL 3	2140
CS 800	PHL 4	2420
CD 100 / 160	PL 1	700
CS 160 / 250	PL 2	900
CS 400 / 630	PL 3	1100
CS 800	PL 4	1150



Plug-in Base

Description	Reference	MRP (₹)
CD 100 / 160 3P	☒ PB 13	13700
CS 160 / 250 3P	☒ PB 23	17020
CS 400 / 630 3P	☒ PB 33	27310
CS 800 3P	☒ PB 43	68330



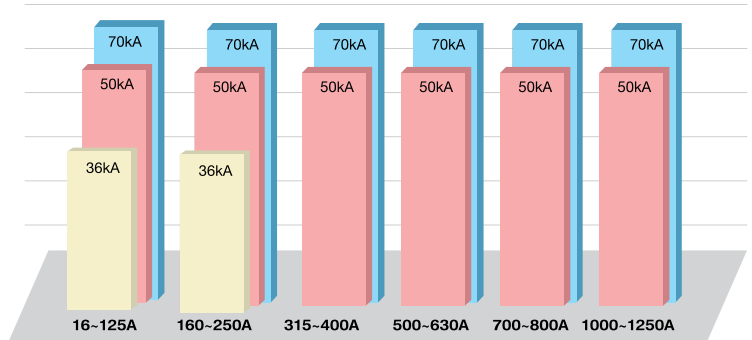
Rotary Handle

Suitable for MCCB Type	Direct		Extended	
	Reference	MRP (₹)	Reference	MRP (₹)
CD 100 & 160	DH1-S	1420	EH1-S	2140
CS 160 & 250	DH2-S	1550	EH2-S	2850
CS 400 & 630	DH3-S	3040	EH3-S	3990
CS 800	DH4-S	3630	EH4-S	4710



ACE 2 MCCB

- Conforms to IS/IEC60947-2
- Positive isolation
- Double Break
- Trip free mechanism

Range 16A~1250A
Ics=100%Icu


Microprocessor Release • LSIG protection • Adjustable Overload 40-100% • Ground fault protection 50% & 100%					
Breaking Capacity Icu at 415V AC	Rated Current (Amps)	3 Pole Reference	MRP (₹)	4 Pole Reference	MRP (₹)
36kA	40 ■, 100	CSCN125EM*3P	15500	CSCN125EM*4P	19380
	125	CSCN125EM*3P	16500	CSCN125EM*4P	20380
	160	CSCN250EM*3P	17500	CSCN250EM*4P	21880
	200	CSCN250EM*3P	22000	CSCN250EM*4P	27500
	250	CSCN250EM*3P	22500	CSCN250EM*4P	28130
50kA	40 ■, 100	CSCS125EM*3P	15950	CSCS125EM*4P	19940
	125	CSCS125EM*3P	17050	CSCS125EM*4P	21310
	160	CSCS250EM*3P	19250	CSCS250EM*4P	24060
	200	CSCS250EM*3P	24200	CSCS250EM*4P	30250
	250	CSCS250EM*3P	25750	CSCS250EM*4P	30940
	315, 350, 400	CSCS400EM*3P	28240	CSCS400EM*4P	35300
	500, 630	CSCS630EM*3P	32190	CSCS630EM*4P	39640
	700, 800 ■	CSCS800EM*3P	84800	CSCS800EM*4P	84440
	1000 ■	CSCS1250EM*3P	90500	CSCS1250EM*4P	99650
1250 ■	CSCS1250EM*3P	97960	CSCS1250EM*4P	122450	
70kA	40 ■, 100	CSCH125EM*3P	18330	CSCH125EM*4P	23310
	125	CSCH125EM*3P	20100	CSCH125EM*4P	25130
	160	CSCH250EM*3P	21440	CSCH250EM*4P	26800
	200	CSCH250EM*3P	27670	CSCH250EM*4P	34590
	250	CSCH250EM*3P	27690	CSCH250EM*4P	34610
	315, 350, 400	CSCH400EM*3P	29950	CSCH400EM*4P	37440
	500, 630	CSCH630EM*3P	33460	CSCH630EM*4P	41830
	700, 800 ■	CSCH800EM*3P	84860	CSCH800EM*4P	89330
	1000 ■	CSCH1250EM*3P	94060	CSCH1250EM*4P	117580
1250 ■	CSCH1250EM*3P	119470	CSCH1250EM*4P	149340	

Notes :

1. While Ordering, Replace "" by Rated Current required.
2. ■ Spreader Terminal are not included - Please refer table on page no. 36

ACE 2 MCCB

FMU (Thermal Magnetic) Release • Adjustable Overload 80-100% • Fixed short circuit					
Breaking Capacity Icu at 415V AC	Rated Current (Amps)	3 Pole Reference	MRP (₹)	4 Pole Reference	MRP (₹)
36kA	16, 20, 25, 32, 40, 50, 63 ■	CSCN125TM*3P	7540	CSCN125TM*4P	9350
	80,100	CSCN125TM*3P	7570	CSCN125TM*4P	9560
	125	CSCN125TM*3P	9180	CSCN125TM*4P	11200
50kA	16, 20, 25, 32, 40, 50, 63 ■	CSCS125TM*3P	7880	CSCS125TM*4P	9850
	80, 100	CSCS125TM*3P	8100	CSCS125TM*4P	11040
	125	CSCS125TM*3P	11630	CSCS125TM*4P	14540

ATU (Thermal Magnetic) Release • Adjustable Overload 80 - 100% • Adjustable Short circuit 5 - 10 In					
Breaking Capacity Icu at 415V AC	Rated Current (Amps)	3 Pole Reference	MRP (₹)	4 Pole Reference	MRP (₹)
36kA	160	CSCN250TM*3P	11730	CSCN250TM*4P	14390
	200	CSCN250TM*3P	13480	CSCN250TM*4P	16310
	250	CSCN250TM*3P	16590	CSCN250TM*4P	20410
50kA	160	CSCS250TM*3P	14250	CSCS250TM*4P	17810
	200	CSCS250TM*3P	19050	CSCS250TM*4P	23810
	250	CSCS250TM*3P	22680	CSCS250TM*4P	28350

■ Spreader Terminal are not included - Please refer table on page no. 36



Accessories						
Description	Frame	Voltage				MRP (₹)
		220V AC	380/415V AC	24V DC	110V DC	
Shunt Release	CSCN125TM	STC92	STC95	STC98	--	1720
	CSC*125EM	STC93	STC96	STC99	--	1940
	CSC*250EM					
	CSCN250TM					
	CSC*400EM					
	CSC*630EM					
	CSC*800EM	STC94	STC97	STC00	STC01	3860
CSC*1250EM						
UV Release	CSCN125TM	UVTC02	UVTC05	--	--	2610
	CSC*125EM	UVTC03	UVTC06	--	--	2830
	CSC*250EM					
	CSCN250TM					
	CSC*400EM					
	CSC*630EM					
	CSC*800EM	UVTC04	UVTC07	--	--	1940
CSC*1250EM						

ACE 2 MCCB



Motor Operator

MCCB Type	Voltage	Reference	MRP (₹)
☒ CSC*125TM	24V DC , 100-240V AC, 100-220V DC	MOPC-88	15120
☒ CSC*125/250EM	24V DC, 100-240V AC, 100-220V DC	MOPC-89	19390
☒ CSCN250TM			
☒ CSC*400/630EM	24V DC, 110V AC/DC 220V DC, 230V AC	MOPC-90	27100
☒ CSC*800/1250EM	230V AC, 400V AC	MOPC-91	33600



Aux/Alarm Contacts

Description	Reference	MRP (₹)
Auxiliary Contact(Left)	AXC-L	880
Auxiliary Contact(Middle)	AXC-M	
Auxiliary Contact(right)	AXC-R	
Alarm Contact	ALC	980



Spreader Terminals

Description	Reference	MRP (₹)	Std. Pkg.
For CSCS400/CSCH400, 3 Pole	CSCETSP4033	2400	Set of 3
For CSCS400/CSCH400, 4 Pole	CSCETSP4034	3200	Set of 4
For CSCS630/CSCH630, 3 Pole	CSCETSP6033	2400	Set of 3
For CSCS630/CSCH630, 4 Pole	CSCETSP6034	3200	Set of 4
For CSCS800/CSCH800, 3 Pole	CSCET6063	7200	Set of 3
For CSCS800/CSCH800, 4 Pole	CSCET6114	10500	Set of 4
For CSCS1250/CSCH1250, 3 Pole	CSCET6063	7200	Set of 3
For CSCS1250 / CSCH1250, 4 Pole	CSCET6114	10500	Set of 4



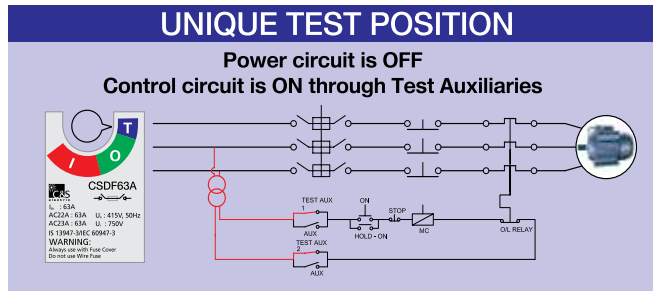
Extended Rotary Handle

Description	3 Pole	4 Pole	MRP (₹)
CSCN125TM/CSCS125TM	EC-55	EC-19	1830
CSC*125EM	EC-56	EC-20	2270
CSC*250EM			
CSCN250TM/CSCS250TM			
CSC*400EM	EC-57	EC-21	3050
CSC*630EM			
CSC*800EM	EC-58	EC-58	4570
CSC*1250EM			

New Test Position SDF Without Fuse Links



Rating (A)	Pole	Reference	MRP (₹)	Reference	MRP (₹)	Recommended Fuse Link #
32	TPN	CSCSDF32SN12CGF0000	1740	E-CSCSDF32SN12CGF0000	3600	CGF
63	TPN	CSCSDF63SN12CHF0000	2480	E-CSCSDF63SN12CHF0000	4730	CHF



Auxiliary Contacts

Description	Reference	MRP (₹)
1NO +1NC for 32- 63 Compact SDF	CSDFAUX11	450
2NO +2NC for 32- 63 Compact SDF	CSDFAUX22	820

Spare Auxiliary TEST Block

Description	Reference	MRP (₹)
32-63A	TSTAUX	660


Extension Shaft for Handle

Rating	Reference	MRP (₹)
32-63A	CSP6X14	210

Spare Handle

Rating	Reference	MRP (₹)
32-63A	CSTH 80 S6	270

Unique Features



Switch Disconnecter Fuse Unit without Fuse Links

- Conforms to IS/IEC60947-3/IS13947-3
- Complete with Handle Assembly having Door Interlock and Padlocking arrangement
- Pole: 2P / TP / TPN / 4P

Range 32A~800A, 415V 50Hz



Rating Amps	Pole	CSSDF in Open Execution				CSSDF in Sheet Steel Enclosure				Recommended Fuse Links Type (IEC Size)	
		Reference	MRP (₹)	Reference	MRP (₹)	Reference	MRP (₹)	Reference	MRP (₹)	DIN	BS
		DIN		BS		DIN		BS			
32A	2P	CSSDF32D2		CSSDF32B2						CDFL00 (32)	CTIA-32 (A2)
	TP	CSSDF32D3	1490	CSSDF32B3	1470	E-CSSDF32D3	POR	E-CSSDF32B3	POR		
	TPN	CSSDF32D3N	1570	CSSDF32B3N	1550	E-CSSDF32D3N	3170	E-CSSDF32B3N	3150		
	4P	CSSDF32D4FN	2060	CSSDF32B4FN	2040	E-CSSDF32D4FN	3520	E-CSSDF32B4FN	3500		
63A	2P	CSSDF63D2		CSSDF63B2						CDFL00 (63)	CTIS-63 (A3)
	TP	CSSDF63D3	2130	CSSDF63B3	2110	E-CSSDF63D3	POR	E-CSSDF63B3	POR		
	TPN	CSSDF63D3N	2240	CSSDF63B3N	2220	E-CSSDF63D3N	4030	E-CSSDF63B3N	4010		
	4P	CSSDF63D4FN	2610	CSSDF63B4FN	2590	E-CSSDF63D4FN	4190	E-CSSDF63B4FN	4170		
100A	2P	CSSDF100D2		CSSDF100B2						CDFL00(100)	CTCP-100 (A4)
	TP	CSSDF100D3	4690	CSSDF100B3	4730	E-CSSDF100D3	POR	E-CSSDF100B3	POR		
	TPN	CSSDF100D3N	4940	CSSDF100B3N	4980	E-CSSDF100D3N	6880	E-CSSDF100B3N	6950		
	4P	CSSDF100D4FN	5960	CSSDF100B4FN	6110	E-CSSDF100D4FN	7690	E-CSSDF100B4FN	7920		
125A	2P	CSSDF125D2		CSSDF125B2						CDFL00(125)	CTCP-125 (A4)
	TP	CSSDF125D3	4990	CSSDF125B3	5070	E-CSSDF125D3	POR	E-CSSDF125B3	POR		
	TPN	CSSDF125D3N	5260	CSSDF125B3N	5330	E-CSSDF125D3N	7960	E-CSSDF125B3N	8040		
	4P	CSSDF125D4FN	6480	CSSDF125B4FN	6720	E-CSSDF125D4FN	8190	E-CSSDF125B4FN	8520		
160A	2P	CSSDF160D2		CSSDF160B2						CDFL00(160)	CTF-160 (B2)
	TP	CSSDF160D3	5980	CSSDF160B3	6030	E-CSSDF160D3	POR	E-CSSDF160B3	POR		
	TPN	CSSDF160D3N	6290	CSSDF160B3N	6340	E-CSSDF160D3N	8700	E-CSSDF160B3N	8790		
	4P	CSSDF160D4FN	7550	CSSDF160B4FN	8220	E-CSSDF160D4FN	10830	E-CSSDF160B4FN	11800		
200A	2P	CSSDF200D2		CSSDF200B2						CDFL1 200/ CSDFL1 200	CTF-200 (B2)
	TP	CSSDF200D3	6980	CSSDF200B3	7080	E-CSSDF200D3	POR	E-CSSDF200B3	POR		
	TPN	CSSDF200D3N	7350	CSSDF200B3N	7460	E-CSSDF200D3N	9950	E-CSSDF200B3N	10050		
	4P	CSSDF200D4FN	8810	CSSDF200B4FN	8890	E-CSSDF200D4FN	11480	E-CSSDF200B4FN	11600		
250A	2P	CSSDF250D2		CSSDF250B2						CDFL1 250/ CSDFL1 250	CTK F-250 (B3)
	TP	CSSDF250D3	8420	CSSDF250B3	8540	E-CSSDF250D3	POR	E-CSSDF250B3	POR		
	TPN	CSSDF250D3N	8860	CSSDF250B3N	8990	E-CSSDF250D3N	11940	E-CSSDF250B3N	12060		
	4P	CSSDF250D4FN	10120	CSSDF250B4FN	10330	E-CSSDF250D4FN	13110	E-CSSDF250B4FN	13380		
315A	2P	CSSDF315D2		CSSDF315B2						CDFL2 315/ CSDFL2 315	CTKF-315 (B3)
	TP	CSSDF315D3	10750	CSSDF315B3	10840	E-CSSDF315D3	POR	E-CSSDF315B3	POR		
	TPN	CSSDF315D3N	11320	CSSDF315B3N	11410	E-CSSDF315D3N	14820	E-CSSDF315B3N	14970		
	4P	CSSDF315D4FN	13480	CSSDF315B4FN	14440	E-CSSDF315D4FN	17760	E-CSSDF315B4FN	19000		
400A	2P	CSSDF400D2		CSSDF400B2						CDFL2 400/ CSDFL2 400	CTMF-400 (B4)
	TP	CSSDF400D3	13310	CSSDF400B3	13440	E-CSSDF400D3	POR	E-CSSDF400B3	POR		
	TPN	CSSDF400D3N	14010	CSSDF400B3N	14150	E-CSSDF400D3N	17650	E-CSSDF400B3N	17800		
	4P	CSSDF400D4FN	15730	CSSDF400B4FN	17170	E-CSSDF400D4FN	18820	E-CSSDF400B4FN	20500		
630A	2P	CSSDF630D2		CSSDF630B2						CDFL3 630	CTTM-630 (C2)
	TP	CSSDF630D3	21990	CSSDF630B3	23060	E-CSSDF630D3	POR	E-CSSDF630B3	POR		
	TPN	CSSDF630D3N	23150	CSSDF630B3N	24280	E-CSSDF630D3N	26100	E-CSSDF630B3N	27400		
	4P	CSSDF630D4FN	25180	CSSDF630B4FN	26660	E-CSSDF630D4FN	30460	E-CSSDF630B4FN	32300		
800A	2P	CSSDF800D2		CSSDF800B2						-	CTLM-800 (C3)
	TP	CSSDF800D3	26800	CSSDF800B3	27870	E-CSSDF800D3	POR	E-CSSDF800B3	POR		
	TPN	CSSDF800D3N	28220	CSSDF800B3N	29330	E-CSSDF800D3N	POR	E-CSSDF800B3N	31220		
	4P	CSSDF800D4FN	30220	CSSDF800B4FN	32990	E-CSSDF800D4FN	POR	E-CSSDF800B4FN	36470		

Notes: * 2 Pole switch prices available on request.

Accessories Switch Disconnecter Fuse Unit



For Switch Type	Reference	MRP (₹)
Key Interlocks (3 Locks - 2 Keys)		
CSSDF 32A - 160A	CSSDFZW-16	3660
CSSDF 200A - 800A	CSSDFZW-5	3070



Castle Key Locks		
CSSDF 32A - 160A	CSSDFZW-15	3070
CSSDF 200A - 800A	CSSDFZW-4	



Auxiliary Contacts		
1 NO + 1 NC CSSDF 32A - 63A for 3P	CSSDFZX 46	470
2 NO + 2 NC CSSDF 32A - 63A for 3P	CSSDFZX 32	870
1 NO + 1 NC CSSDF 32A - 63A for 2P & 4P	CSSDFZX 46B	470
2 NO + 2 NC CSSDF 32A - 63A for 2P & 4P	CSSDFZX 32B	870
1 NO + 1 NC CSSDF 100A - 160A	CSSDFZX 1	470
2 NO + 2 NC CSSDF 100A - 160A	CSSDFZX 16	870
1 NO + 1 NC CSSDF 200A - 400A	CSSDFZX 33	470
2 NO + 2 NC CSSDF 200A - 400A	CSSDFZX 34	870
1 NO + 1 NC CSSDF 630A - 800A	CSSDFZX 35	470
2 NO + 2 NC CSSDF 630A - 800A	CSSDFZX 36	870



Handle Mounting Kit (for independent mounting of O/E Switches)		
CSSDF 200A - 400A	HMK-1-2	1190
CSSDF 630A - 800A	HMK-3-2	1260



Extended Terminals						
32A-63A	TPN	ET-323	320	4P	ET-324	380
100A-160	TPN	ET-327	760	4P	ET-328	1090
200A-400A	TPN	ET-329	2230	4P	ET-330	2710



Spare Handle		
CSSDF 32A-160A (Moulded)	CSWH 80 S6	490
CSSDF 200A-400A (Moulded)	CSWH 145 S12	840
CSSDF 630A-800A (Moulded)	CSWH 220 S12	1070



Spare Handle Shaft		
CSSDF 32A-160A	CSP6x165	220
CSSDF 200A-800A	CSP12x255	370



Spare Neutral Links		
CSSDF 32A-63A	CSSDF ZX 87	300
CSSDF 100A-160A	CSSDF ZX 86	360
CSSDF 200A-400A	CSSDF ZX 85	620
CSSDF 630A-800A	CSSDF ZX 88	710

Spare Poles (Price per Pole)			
Rating (Amps)	Reference		MRP (₹)
	DIN	BS	
32	CSSDF-SP-32D	CSSDF-SP-32B	840
63	CSSDF-SP-63D	CSSDF-SP-63B	1080
100	CSSDF-SP-100D	CSSDF-SP-100B	2030
125	CSSDF-SP-125D	CSSDF-SP-125B	2240
160	CSSDF-SP-160D	CSSDF-SP-160B	2620
200	CSSDF-SP-200D	CSSDF-SP-200B	3040
250	CSSDF-SP-250D	CSSDF-SP-250B	4150
315	CSSDF-SP-315D	CSSDF-SP-315B	4650
400	CSSDF-SP-400D	CSSDF-SP-400B	5960
630	CSSDF-SP-630D	CSSDF-SP-630B	8480
800	--	CSSDF-SP-800B	10340

Switch Disconnectors (Load Break Switches)

- Conforms to IS/IEC60947-3/IS13947-3
- Complete with Handle Assembly having Door Interlock and Padlocking arrangement
- Pole: 2P / TP / 4P

Range 25A~3150A, 415V 50Hz



Rating Amps	Pole	CSSD In Open Execution		In Sheet Steel Enclosure	
		Reference	MRP (₹)	Reference	MRP (₹)
25	3	CSSD25D3	1230	E-CSSD25D3	2570
	4	CSSD25D4	1560	E-CSSD25D4	2790
40	3	CSSD40D3	1260	E-CSSD40D3	3020
	4	CSSD40D4	2450	E-CSSD40D4	3230
63	3	CSSD63K3	1900	E-CSSD63K3	3570
	4	CSSD63D4	2670	E-CSSD63D4	4230
125	3	CSSD125D3	4230	E-CSSD125D3	5910
	4	CSSD125D4	5140	E-CSSD125D4	6570

Note: The above switches are available with door defeate Mechanism / Pistol grip handle.

Modular Pole construction

Rating Amps	Pole	CSSL In Open Execution		In Sheet Steel Enclosure	
		Reference	MRP (₹)	Reference	MRP (₹)
125	2	CSSD125DM2	●	●	●
	3	CSSD125DM3	4730	E-CSSD125DM3	6640
	4	CSSD125DM4	5860	E-CSSD125DM4	7760
160	2	CSSD160DM2	●	●	●
	3	CSSD160DM3	5290	E-CSSD160DM3	7540
	4	CSSD160DM4	6310	E-CSSD160DM4	8560
200	2	CSSD200DM2	●	●	●
	3	CSSD200DM3	6760	E-CSSD200DM3	8340
	4	CSSD200DM4	8780	E-CSSD200DM4	10130
250	2	CSSD250DM2	●	●	●
	3	CSSD250DM3	7990	E-CSSD250DM3	10020
	4	CSSD250DM4	9330	E-CSSD250DM4	11370
315	2	CSSD315DM2	●	●	●
	3	CSSD315DM3	10240	E-CSSD315DM3	12270
	4	CSSD315DM4	11930	E-CSSD315DM4	14300
400	2	CSSD400DM2	●	●	●
	3	CSSD400DM3	11820	E-CSSD400DM3	14300
	4	CSSD400DM4	13730	E-CSSD400DM4	16210
630	2	CSSD630K2	●	●	●
	3	CSSD630K3	19470	E-CSSD630K3	22510
	4	CSSD630K4	20270	E-CSSD630K4	25110
800	2	CSSD800K2	●	●	●
	3	CSSD800K3	23640	E-CSSD800K3	26110
	4	CSSD800K4	24430	E-CSSD800K4	29270
1000	2	CSSD1000P2	●	●	●
	3	CSSD1000P3	28020	E-CSSD1000P3	41420
	4	CSSD1000P4	37510	E-CSSD1000P4	54250
1250	2	CSSD1250P2	●	●	●
	3	CSSD1250P3	38830	E-CSSD1250P3	58770
	4	CSSD1250P4	50770	E-CSSD1250P4	69790
1600	2	CSSD1600P2	●	●	●
	3	CSSD1600P3	46950	E-CSSD1600P3	64040
	4	CSSD1600P4	64440	E-CSSD1600P4	84080
2000	3	CSSD2000P3	98700	E-CSSD2000P3	126900
	4	CSSD2000P4	109880	E-CSSD2000P4	148270
2500	3	CSSD2500P3	110530	E-CSSD2500P3	141830
	4	CSSD2500P4	122910	E-CSSD2500P4	165810
3150	3	CSSD3150P3	135990	E-CSSD3150P3	188880
	4	CSSD3150P4	155110	E-CSSD3150P4	216020

Notes: 'K' series from 1000A to 3150A in open execution is also available on special request for retrofit jobs only. For price, please contact nearest Branch Office.
Handle colour: Red Knob and Yellow Base (standard) Black Base and Knob on request.

Switch Disconnectors (Moulded construction)

ACCESSORIES



For Switch Type	Reference	MRP (₹)
Key Interlocks (3 Locks - 2 Keys)		
CSSD 125A-160A	CSSDZW - 16	3680
CSSD 200A-3150A	CSSDZW - 5	

Castle Key Locks		
CSSD 25A-160A	CSSDZW - 15	3100
CSSD 200A-3150A	CSSDZW - 4	

Auxiliary Contacts				
1NO+1NC CSSD 25A-40A	3	CSSDZX 49	480	
2NO+2NC CSSD 25A-40A	3	CSSDZX 50	910	
1NO+1NC CSSD 25A-40A	4	CSSDZX 87	480	
2NO+2NC CSSD 25A-40A	4	CSSDZX 88	910	
1NO+1NC CSSD 63A	3	CSSDZX 79	480	
2NO+2NC CSSD 63A	3	CSSDZX 80	910	
1NO+1NC CSSD 125A	3	CSSDZX 52	480	
2NO+2NC CSSD 125A	3	CSSDZX 53	910	
1NO+1NC CSSD 63A-125A	4	CSSDZX 55	480	
2NO+2NC CSSD 63A-125A	4	CSSDZX 56	910	
1NO+1NC CSSD 125A-160A (Compact)	3/4	CSSDZX 1	480	
2NO+2NC CSSD 125A-160A (Compact)	3/4	CSSDZX 16	910	
1NO+1NC CSSD 200A-315A (Compact)	3/4	CSSDZX 37	480	
2NO+2NC CSSD 200A-315A (Compact)	3/4	CSSDZX 38	910	
1NO+1NC CSSD 200A-800A	3/4	CSSDZX 33	480	
2NO+2NC CSSD 200A-800A	3/4	CSSDZX 34	910	
1NO+1NC CSSD 1000A-3150A	3/4	CSSDZX 35	480	
2NO+2NC CSSD 1000A-3150A	3/4	CSSDZX 36	910	

Handle Mounting Kit (for independent mounting of O/E Switches)		
CSSD 200A-315A (Compact Series)	HMK-2	1200
CSSD 200A-800A	HMK-1-1	1210
CSSD 1000A-1800A	HMK-3-1	1290

Extended Terminals						
125	TPN	ET-325	430	4P	ET-326	470
125-160 (Compact)	TPN	ET-327	770	4P	ET-328	1100
200-400	TPN	ET-329	2250	4P	ET-330	2740

Rotary Knob Handles		
CSSD 25A-125A (Moulded-Red/Yellow)	CSSDZX108	300
CSSD 25A-125A (Moulded-Black)	CSSDZX111BL	

Switch Handles		
CSSD 200A-800A (Moulded)	CSWH 145 S12	850
CSSD 1000A-1800A (Metallic)	CSWH 220 S12	1080
CSSD 2500A-3150A (Metallic)	CSDA8	1270
CSSD 125A-160A (Compact) (Moulded)	CSWH 80 S6	490
CSSD 200A-315A (Compact) (Moulded)	CSWH80 S8	

Switch Handle Shaft		
CSSD 25A-125A	CSP5X70	330
CSSD 125A-160A (Compact)	CAP6X165	220
CSSD 200A-315A (Compact)	CSP8X240	
CSSD 200A-1800A	CSP12X255	380
CSSD 2500A-3150A	CSP12X325	460

Switch Poles (Price per Pole)		
125A (Compact)	CSSD-SP-125DM	1160
160A (Compact)	CSSD-SP-160DM	1340
200A (Compact)	CSSD-SP-200DM	1540
250A (Compact)	CSSD-SP-250DM	2070
315A (Compact)	CSSD-SP-315DM	3010
400A	CSSD-SP400K	5800
630A	CSSD-SP630K	6650
800A	CSSD-SP800K	8770
1000A	CSSD-SP1000P	13300
1250A	CSSD-SP1250P	16660
1600A	CSSD-SP1600P	13270
1800A	CSSD-SP1800P	29770

On Load Changeover Switches (Back to Back Type)

- Conforms to IS/IEC60947-3/IS13947-3
- Complete with Handle Assembly having Door Interlock and Padlocking arrangement
- Pole: 2P / 4P

Range 63A~3150A, 415V 50Hz



In Open Execution				
Rating (Amps)	Type	Pole	Reference	MRP (₹)
63	NM	4	CSCS63NM4CO*	4320
100	NM	4	CSCS100NM4CO*	5740
125	NM	4	CSCS125NM4CO	8610
160	NM	4	CSCS160NM4CO	9450
200	NM	4	CSCS200NM4CO	11370
250	NM	4	CSCS250NM4CO	13640
315	DM	4	CSCS315DM4CO	18150
400	DM	4	CSCS400DM4CO	26330
630	K	4	CSCS630K4CO	31020
800	K	4	CSCS800K4CO	45420
1000	P	4	CSCS1000P4CO	75380
1250	P	4	CSCS1250P4CO	108210
1600	P	4	CSCS1600P4CO	149380
1800	P	4	CSCS1800P4CO	166230
2000	P	4	CSCS2000P4CO	185230
2500	P	4	☒ CSCS2500P4CO	245510
3150	P	4	☒ CSCS3150P4CO	338370

In Sheet Steel Enclosure				
Rating (Amps)	Type	Pole	Reference	MRP (₹)
63	NM	4	E-CSCS63NM4CO	6100
100	NM	4	E-CSCS100NM4CO	7830
125	NM	4	E-CSCS125NM4CO	11600
160	NM	4	E-CSCS160NM4CO	12730
200	NM	4	E-CSCS200NM4CO	14750
250	NM	4	E-CSCS250NM4CO	18010
315	DM	4	E-CSCS315DM4CO	22240
400	DM	4	E-CSCS400DM4CO	33130
630	K	4	E-CSCS630K4CO	37810
800	K	4	E-CSCS800K4CO	55020
1000	P	4	E-CSCS1000P4CO	94820
1250	P	4	E-CSCS1250P4CO	128790
1600	P	4	E-CSCS1600P4CO	173690
1800	P	4	E-CSCS1800P4CO	213880
2000	P	4	E-CSCS2000P4CO	225690
2500	P	4	☒ E-CSCS2500P4CO	294410
3150	P	4	☒ E-CSCS3150P4CO	397700

Notes: 'K' series from 1000A to 3150A in open execution is also available on special request for retrofit jobs only. For price, please contact nearest Branch Office.
 *MRP of 63A-100A is inclusive of prices for 1NO+1NC auxiliary contact.

On Load Changeover Switches (Back to Back DM Type - Available for retrofit jobs only.)

Rating (Amps)	Type	Pole	Reference	MRP (₹)
63	DM	4	CSCS63DM4CO	4830
80	DM	4	CSCS80DM4CO	6350
100	DM	4	CSCS100DM4CO	7380
125	DM	4	CSCS125DM4CO	9120
160	DM	4	CSCS160DM4CO	10040
200	DM	4	CSCS200DM4CO	12350
250	DM	4	CSCS250DM4CO	17660

Rating (Amps)	Type	Pole	Reference	MRP (₹)
63	DM	4	E-CSCS63DM4CO	6720
80	DM	4	E-CSCS80DM4CO	8660
100	DM	4	E-CSCS100DM4CO	9600
125	DM	4	E-CSCS125DM4CO	11460
160	DM	4	E-CSCS160DM4CO	13420
200	DM	4	E-CSCS200DM4CO	15590
250	DM	4	E-CSCS250DM4CO	21510

On Load Changeover Switches (Back to Back Type)

ACCESSORIES



Auxiliary Contacts for NM Type Changeover		
Description	Reference	MRP (₹)
1NO +1NC for 63-100A#	CSCONM1 AUX 10	415
1NO +1NC for 125-250A	CSCONM2 AUX 10	
2NO +2NC for for 125-250A	CSCONM2 AUX 20	820

Factory fitted only.

Direct handle Mounting Kit for NM Type Changeover		
Rating (Amps)	Reference	MRP (₹)
63-100A	CSCONM1 HMB	330
125-250A	CSCONM2 HMB	415

Switch Handle Shaft for NM Type Changeover		
Rating (Amps)	Reference	MRP (₹)
63-100A	CSPNM1 8X80	230
125-250A	CSPNM2 8X110	310

Handle Sub Assembly for NM Type Changeover		
Rating (Amps)	Reference	MRP (₹)
63-100A	CSCONM1 H 80 S8	460
125-250A	CSCONM2 H 145 S8	660

Switch Disconnecter Fuse Changeover

LT Switch Disconnecter Fuse Changeover complete with Handle Assembly having Door Interlock and Padlocking arrangement without fuses.

4 Pole in Open Execution			
Rating (Amps)	Reference	MRP (₹)	Recommended Fuse Links Type (IEC Size) BS
125	CSCF125B4CO	13050	CTF-125(B2)
160	CSCF160B4CO	13950	CTF-160(B2)
200	CSCF200B4CO	23870	CTF-200(B2)
250	CSCF250B4CO	24090	CTKF-250(B3)
315	CSCF315B4CO	24870	CTKF-315(B3)
400	CSCF400B4CO	35690	CTMF-400(B4)
630	CSCF630B4CO	41650	CTTM-630(C2)
800	CSCF800B4CO	51660	CTLM-800(C3)

4 Pole in Sheet Steel Enclosure			
Rating (Amps)	Reference	MRP (₹)	Recommended Fuse Links Type (IEC Size) BS
125	E-CSCF125B4CO	16770	CTF-125(B2)
160	E-CSCF160B4CO	18340	CTF-160(B2)
200	E-CSCF200B4CO	28590	CTF-200(B2)
250	E-CSCF250B4CO	29100	CTKF-250(B3)
315	E-CSCF315B4CO	30430	CTKF-315(B3)
400	E-CSCF400B4CO	44044	CTMF-400(B4)
630	E-CSCF630B4CO	50280	CTTM-630(C2)
800	E-CSCF800B4CO	57750	CTLM-800(C3)

Bypass Switches

LT By Pass Switch complete with Handle Assembly having Door Interlock and Padlocking arrangement.

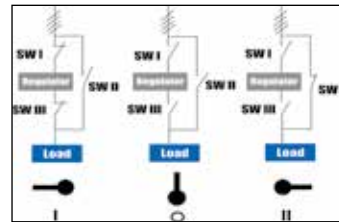
In Open Execution			
Rating (Amps)	Pole	Reference	MRP (₹)
63	4	CSBS63DM4	12730
80	4	CSBS80DM4	13850
100	4	CSBS100DM4	14410
125	4	CSBS125DM4	15650
160	4	CSBS160DM4	18460
200	4	CSBS200DM4	19920
250	4	CSBS250DM4	28930
315	4	CSBS315DM4	30050
400	4	CSBS400K4	45140
630	4	CSBS630K4	51210
800	4	CSBS800K4	65740
1000	4	☒CSBS1000P4	118770
1250	4	☒CSBS1250P4	163110
1600	4	☒CSBS1600P4	218940
1800	4	☒CSBS1800P4	254170

In Sheet Steel Enclosure			
Rating (Amps)	Pole	Reference	MRP (₹)
63	4	E-CSBS63DM4	15990
80	4	E-CSBS80DM4	17120
100	4	E-CSBS100DM4	17570
125	4	E-CSBS125DM4	20010
160	4	E-CSBS160DM4	21610
200	4	E-CSBS200DM4	24430
250	4	E-CSBS250DM4	35120
315	4	E-CSBS315DM4	37510
400	4	E-CSBS400K4	52560
630	4	E-CSBS630K4	60110
800	4	E-CSBS800K4	89040
1000	4	☒E-CSBS1000P4	146670
1250	4	☒E-CSBS1250P4	198000
1600	4	☒E-CSBS1600P4	261940
1800	4	☒E-CSBS1800P4	290080

Notes: 'K' series from 1000A to 3150A in open execution is also available on special request for retrofit jobs only. For price, please contact nearest Branch Office.

Bypass Switch application

Table of Operation				
Handle	Switch-I	Switch-II	Switch-III	Remarks
Position-I	ON	OFF	ON	Regulated Supply to Load
Position-O	OFF	OFF	OFF	No Supply, Load as well as Regulator Isolated form incoming source
Position-II	OFF	ON	OFF	Direct Supply, Regulator By-passed & Isolated



Spare Poles (Price per Pole)

Rating (Amps)	Type	Reference	MRP (₹)
63	CSCS/CSBS	CSSD-SP-63DM	1010
80	CSCS/CSBS	CSSD-SP-80DM	1030
100	CSCS/CSBS	CSSD-SP-100DM	1120
125	CSCS/CSBS/CSCF	CSSD-SP-125DM	1140
160	CSCS/CSBS/CSCF	CSSD-SP-160DM	1130
200	CSCS/CSBS/CSCF	CSSD-SP200DM	1530
250	CSCS/CSBS/CSCF	CSSD-SP250DM	2050
315	CSCS/CSBS/CSCF	CSSD-SP315DM	2980
400	CSCS/CSBS/CSCF	CSCS-SP400K	5740
630	CSCS/CSBS/CSCF	CSCS-SP630K	6580
800	CSCS/CSBS/CSCF	CSCS-SP800K	8680
1000	CSCS/CSBS	CSCS-SP1000P	13180
1250	CSCS/CSBS	CSCS-SP1250P	16500
1600	CSCS/CSBS	CSCS-SP1600P	19000
1800	CSCS/CSBS	CSCS-SP1800P	29480

Notes: for one changeover of 4 pole, 8 Nos of sparepoles are required.

Accessories for Changeover -Type DM/K/P

Auxiliary Contacts

Contacts Configuration	For Switch Type	Qty./ Switch	Reference	MRP (₹)
1NO+1NC	CSCS/SBS 63A-160A Upper CSCF 125A-160A	1	CSCSZX1-U	450
1NO+1NC	CSCS/SBS 63A-160A Lower CSCF 125A-160A	1	CSCSZX1-L	450
2NO+2NC	CSCS/SBS 63A-160A Upper CSCF 125A-160A	1	CSCSZX3-U	880
2NO+2NC	CSCS/SBS 63A-160A Lower CSCF 125A-160A	1	CSCSZX3-L	880
1NO+1NC	CSCS/BS 200A-1800A CSCF 200A-800A	2	CSCSZX2	910
2NO+2NC	CSCS/BS 200A-1800A CSCF 200A-800A	2	CSCSZX4	1760

Notes : If changeovers switch is required with Auxiliary contacts, please order the same separately. Prices listed are for the pair of auxiliary contacts, if applicable.

Spare Handle

Rating (Amps)	Reference	MRP (₹)
CSCS/CSBS 63-315A/CSCF125-315A	CCOH 145 S8	710
CSCS/CSBS 400A-1800A/CSCF400-800A	CCOH 220 S12	920
CSCS 2000A-3150A (Metallic)	CSDA6	1040

Spare Handle Shaft

Type	Reference	MRP (₹)
CSCS 63-315A CSBS 63-315A CSCF125-315A	CSP8X200	250
CSCS 400A-1800A	CSP12X205	280
CSCS 2000A-3150A CSBS 400A-1800A CSCF 400A-1800A	CSP12X305	450

Switch Disconnector Fuse Changeover - Conventional Type (Side-by-Side)

LT Heavy Duty 4 Pole Changeover Switch Disconnector Fuse unit comprising of two Switches, 32A - 800A, 415V, 50Hz mounted on common chasis complete with Mechanical Interlock and Handle Assembly having Door Interlock & Padlocking arrangements (without Fuses)

CSSDF in Open Execution, 4 Pole			
Rating (Amps)	Reference		MRP (₹)
	DIN	BIS	
32	☒ CSSDF32D4CO	☒ CSSDF32B4CO	7650
63	☒ CSSDF63D4CO	☒ CSSDF63B4CO	9330
100	☒ CSSDF100D4CO	☒ CSSDF100B4CO	14410
125	☒ CSSDF125D4CO	☒ CSSDF125B4CO	16890
160	☒ CSSDF160D4CO	☒ CSSDF160B4CO	21740
200	☒ CSSDF200D4CO	☒ CSSDF200B4CO	28590
250	☒ CSSDF250D4CO	☒ CSSDF250B4CO	31290
315	☒ CSSDF315D4CO	☒ CSSDF315B4CO	33100
400	☒ CSSDF400D4CO	☒ CSSDF400B4CO	44330
630	☒ CSSDF630D4CO	☒ CSSDF630B4CO	62360
800	NA	☒ CSSDF800B4CO	72490

Load Break Changeover - Conventional Type (Side-by-Side)

LT Heavy Duty 4 Pole Changeover Load Break Switch comprising of two Switches 25A - 3150A, 415V, 50Hz mounted on common chasis complete with Mechanical Interlock and Handle Assembly having Door Interlock and Padlocking arrangements.

CSSD in Open Execution, 4 Pole		
Rating (Amps)	Reference	MRP (₹)
25	☒ CSSD25D4CO	5510
40	☒ CSSD40D4CO	6310
63	☒ CSSD63D4CO	6640
125	☒ CSSD125DM4CO	12380
200	☒ CSSD200DM4CO	15750
250	☒ CSSD250DM4CO	21740
400	☒ CSSD400K4CO	34110
630	☒ CSSD630K4CO	40180
800	☒ CSSD800K4CO	54820
1000	☒ CSSD1000P4CO	99230
1250	☒ CSSD1250P4CO	118770
1600	☒ CSSD1600P4CO	160510
1800	☒ CSSD1800P4CO	202530
2500	☒ CSSD2500P4CO	366280
3150	☒ CSSD3150P4CO	436860

Note:

- Shorting Links/Busbars NOT provides with open execution in conventional type Changeover Switches Enclosure Prices on request.
- 'K' series from 1000A to 3150A in open execution is also available on special request for retrofit jobs only. For price, please contact nearest Branch Office.

Off-load Changeover Switch

Reference	Rating (Amps)	Pole	Rated Voltage	MRP (₹)
CSCSOF32CO2	32	2	250 V	1533
CSCSOF63CO2	32	2	250 V	3003
CSCSOF32CO4	32	4	415 V	2573
CSCSOF63CO4	63	4	415 V	5250
CSCSOF100CO4	100	4	415 V	10395
CSCSOF200CO4	200	4	415 V	15761
CSCSOF315CO4	315	4	415 V	20265

Accessories Changeover Switches (CSSDF)

Spare Handles		
For Switch Type	Reference	MRP (₹)
CSSDF 32A - 160A (Moulded)	☒ CCOH 80 S6	510
CSSDF 200A - 400A (Moulded)	☒ CCOH 220 S12	910
CSSDF 630A - 800A (Metallic)	☒ CSDA6	1040

Operating Mechanism - For CSSDF Changeover Switches

For Switch Type	Reference	MRP (₹)
CSSDF 32A-160A	☒ CSSDFZW1	2840
CSSDF 200A-400A	☒ CSSDZW12/1	7980
CSSDF 630A-800A	☒ CSSDZW12	9830

Accessories - Changeover Switch (CSSD)

Spare Handles		
For Switch Type	Reference	MRP (₹)
CSSD 25A-125A (Moulded)	☒ CCOH 00 S6	510
CSSD 200A-800A (Moulded)	☒ CCOH 220 S12	910
CSSD 1000A-3150A (Metallic)	☒ CSDA6	1040

Operating Mechanism

For Switch Type	Reference	MRP (₹)
CSSD 25A - 40A	☒ CSSDZW6	2680
CSSD 63A - 125A (DM type)	☒ CSSDZW6/1	2810
CSSD 200A - 400A (DM type)	☒ CSSDZW11A	2810
CSSD 400A - 800A (K type)	☒ CSSDZW11	5820
CSSD 1000A - 3150A (P type)	☒ CSSDZW12	9830

Switch Fuse Unit: Rewirable

Switch Fuse Unit: Rewirable with Side Handle				
Reference	Rating (Amps)	Pole	Rated Voltage	MRP (₹)
CSRW16P1NS	16	SPN	240 V	499
CSRW32P1NS	32	SPN	240 V	1234
CSRW16P2S	16	DP	240 V	518
CSRW32P2S	32	DP	240 V	1328
CSRW32P3NS	32	TPN	415V	1985
CSRW63P3NS	63	TPN	415V	4127
CSRW100P3NS	100	TPN	415V	7823
CSRW200P3NS	200	TPN	415V	12390

HRC Fuse Bases & Fuse Holders

Conforms to IEC60269-2, IS13703-2
 Type: DIN (6~630A) & British Pattern (2~800A)
 High breaking capacity: 80kA

Range 6A~800A, 415V AC, 50 Hz



DIN Type Fuse Links with Blade Contacts

IEC Size	In A	Reference	MRP (₹)	Std. Pkg. (Nos.)
00	6	CDFL006	200	3
	10	CDFL0010	200	
	16	CDFL0016	200	
	20	CDFL0020	200	
	25	CDFL0025	200	
	32	CDFL0032	200	
	35	CDFL0035	200	
1	32	CDFL01 32	410	
	35	CDFL01 35	410	
	50	CDFL01 50	410	
	63	CDFL01 63	410	
	80	CDFL01 80	410	
	100	CDFL01 100	410	
	125	CDFL01 125	410	
	160	CDFL01 160	415	
	200	CSDFL1 200	415	
2	250	CSDFL1 250	470	
	100	CDFL02 100	600	
	125	CDFL 02 125	600	
	160	CDFL 02 160	600	
	200	CDFL 02 200	610	
	250	CDFL 02 250	610	
	315	CSDFL2 315	660	
3	400	CSDFL2 400	680	
	315	CDFL03 315	860	
	400	CDFL03 400	860	
	500	CDFL3 500	1085	
630	CDFL3 630	1085		

Fuse Bases for DIN Type Fuse Links (with ISI mark)

IEC Size	In A	Reference	MRP (₹)	Std. Pkg. (Nos.)
00	160	CDFB 00-1160	278	3
1	250	CDFB1 250	552	
2	400	CDFB2 400	735	
3	630	CDFB3 630	1005	



Solid Links

IEC Size	In A	Reference	MRP (₹)	Std. Pkg. (Nos.)
00		CDSL 00	310	3
1		CDSL 1	415	
2		CDSL 2	630	
3		CDSL 3	750	



HRC Fuse Bases & Fuse Holders



DIN Type Fuse Links with Blade Contacts (with ISI mark)				
IEC Size	In A	Reference	MRP (₹)	Std. Pkg. (Nos.)
00	40	CDFL00 40	200	3
	50	CDFL00 50	247	
	63	CDFL00 63	247	
	80	CDFL00 80	260	
	100	CDFL00 100	260	
	125	CDFL00 125	284	
	160	CDFL00 160	284	
1	32	CDFL1 32	450	
	50	CDFL1 50	450	
	63	CDFL1 63	450	
	80	CDFL1 80	450	
	100	CDFL1 100	450	
	125	CDFL1 125	450	
	160	CDFL1 160	465	
	200	CSDFL1200	465	
2	250	CSDFL1250	520	
	100	CDFL2 100	680	
	125	CDFL2 125	680	
	160	CDFL2 160	680	
	200	CDFL2 200	680	
	250	CDFL2 250	680	
	315	CDFL2 315	730	
400	CDFL2 400	746		

British Pattern HRC Fuse Links



Off Set TAG Type				
IEC Size	Rating (Amps)	Reference	MRP (₹)	Std. Pkg. (Nos.)
A1	2, 4, 6, 8, 10, 12 & 16	CNIT	49	20
A1	20, 25, & 32	CNIT	55	
A2	4, 6, 10, 16, 20, 25 & 32	CTIA*	78	10
A3	32, 35, 40, 50 & 63	CTIS*	90	
A4	50	CTCP 50	187	6
A4	63	CTCP 63	187	
A4	80	CTCP 80	187	
A4	100	CTCP 100	187	
A4	125	CTCP 125	187	
-	125	CTFP 125	270	3
-	160	CTFP 160	270	
-	200	CTFP 200	270	

* "ISI" marked

HRC Fuse Bases & Fuse Holders



CNS (Off Set) clip in Type				
IEC Size	In A	Reference	MRP (₹)	Std. Pkg. (Nos.)
F1	2, 4, 6, 8, 10, 12 & 16	CNS	49	20
F1	20, 25 & 32	CNS	55	20



Central TAG (2 hole fixing) Type				
IEC Size	In A	Reference	MRP (₹)	Std. Pkg. (Nos.)
B1	80	CTC 80	189	6
B1	100	CTC 100	189	
B1	125	CTC 125	189	
B2	125	CTF 125	277	3
B2	160	CTF 160	277	
B2	200	CTF 200	277	
B3	250	CTKF 250	406	1
B3	300	CTKF 300	406	
B3	315	CTKF 315	406	
B4	355	CTMF 355	800	
B4	400	CTMF 400	800	



Central TAG (4 hole fixing) Type				
IEC Size	In A	Reference	MRP (₹)	Std. Pkg. (Nos.)
C1	355	CTM 355	800	1
C1	400	CTM 400	800	
C2	450	CTTM 450	1034	
C2	500	CTTM 500	1034	
C2	630	CTTM 630	1560	
C3	670	CTLML 670	1800	
C3	710	CTLML 710	1800	
C3	750	CTLML 750	1800	
C3	800	CTLML 800	1800	





Cylindrical Hrc/Fuse Links				
IEC Size	In A	Reference	MRP (₹)	Std. Pkg. (Nos.)
(14*51)	2, 4, 6, 8 & 10	CHF	110	1
(14*51)	16, 20 & 25	CHF	110	
(14*51)	32 & 40	CHF	120	
(14*51)	50	CHF	190	
(14*51)	63	CHF	200	
(10*38)	2, 4, 6, 8, 10 & 16	CGF	40	
(10*38)	20 & 25	CGF	40	
(10*38)	32	CGF	40	




Fuse Holders (Fuse Fittings) for British Pattern Fuses Links				
IEC Size	In A	Reference	MRP (₹)	Std. Pkg. (Nos.)
F1	20	CNS20H*	122	10
A2	32	CSM32H*	210	5
A3	63	CSM63H*	270	
A4	100	CSM100H	775	3
A4	100	CSM100B	875	

HRC Fuse Bases & Fuse Holders

Fuse Holders (Fuse Fittings) for Cylindrical HBC Fuse Links					
	IEC Size	In A	Reference	MRP (₹)	Std. Pkg. (Nos.)
	14 x 51	32	CHO32R	130	10
	14 x 51	63	CHC63R	170	

Fuse Puller			
	Reference	MRP (₹)	Std. Pkg. (Nos.)
	CDFH 003	250	10

Rewirable Fuse Holder (Kit-Kat)					
	Reference	Rating (Amps)	Fuse Wire Size (Max.)	MRP (₹)	Std. Pkg.
	CSKTRW32	32	22SWG	210	3
	CSKTRW63	63	18SWG	336	
	CSKTRW100	100	14SWG	620	
	CSKTRW200	200	2 X 14SWG	1250	

Power Control Components



MPCBs



Mini Contactors



Power Contactors



Overload Relays



Motor Starters (Agro & Industrial)



Industrial Plugs & Sockets



Control & Signalling Devices

Motor Protection Circuit Breaker

Conforming IS/IEC 60947-2



TCMS-Model - Thermal Magnetic

■ Adjustable thermal release ■ Magnetic release 13 X I_e Max. ■ Trip class 10 ■ Ambient temperature compensation ■ Phase failure protection

Type / Frame	Power Rating 3-PhMotors AC3-duty 415V, 50Hz	Adjustable range (Amp)	Breaking Capacity (kA) 415V, 50Hz	Reference	MRP (₹)	Breaking Capacity (kA) 415V, 50Hz	Reference	MRP (₹)	Std. Pkg. (No's)
	kW		Standard Model/ Toggle Switch			High Breaking Capacity / Rotary Handle			
32AF	0.02	0.1-0.16	100	TCMS-32S-0.16	2255	100	TCMS-32H-0.16	2710	1
	0.06	0.16-0.25	100	TCMS-32S-0.25	2255	100	TCMS-32H-0.25	2790	
	0.09	0.25-0.4	100	TCMS-32S-0.4	2255	100	TCMS-32H-0.4	2790	
	0.12	0.4-0.63	100	TCMS-32S-0.63	2280	100	TCMS-32H-0.63	2880	
	0.25	0.63-1	100	TCMS-32S-1	2280	100	TCMS-32H-1	3070	
	0.55	1-1.6	100	TCMS-32S-1.6	2280	100	TCMS-32H-1.6	3070	
	0.75	1.6-2.5	100	TCMS-32S-2.5	2280	100	TCMS-32H-2.5	3070	
	1.5	2.5-4	100	TCMS-32S-4	2485	100	TCMS-32H-4	3070	
	2.2	4-6	100	TCMS-32S-6	2510	100	TCMS-32H-6	3170	
	3	5-8	100	TCMS-32S-8	2520	100	TCMS-32H-8	3260	
	4	6-10	50	TCMS-32S-10	2580	100	TCMS-32H-10	3260	
	5.5	9-13	50	TCMS-32S-13	3010	100	TCMS-32H-13	3510	
	7.5	11-17	20	TCMS-32S-17	3490	50	TCMS-32H-17	3810	
	7.5	14-22	15	TCMS-32S-22	3490	50	TCMS-32H-22	4150	
11	18-26	15	TCMS-32S-26	3540	50	TCMS-32H-26	4510		
15	22-32	15	TCMS-32S-32	6330	50	TCMS-32H-32	7100		
63AF	18.5	28-40				50	TCMS-63H-40	9520	
	22	34-50				50	TCMS-63H-50	10150	
	30	45-63				50	TCMS-63H-63	10750	
100AF	37	55-75				75	☒ TCMS-100H-75	10900	
	45	70-90				75	☒ TCMS-100H-90	10300	
	45	80-100				75	☒ TCMS-100H-100	11000	

TCMS-Model - Magnetic (Short circuit protection only)

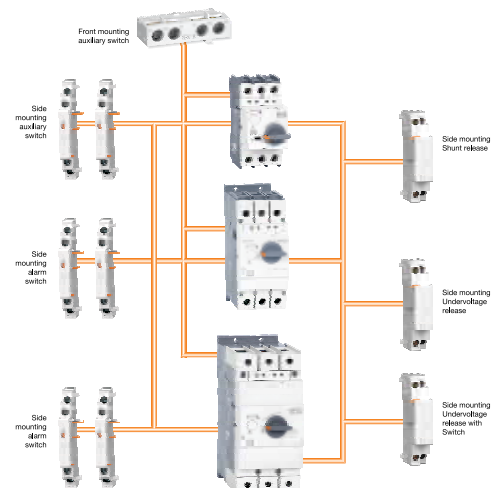
■ Without thermal release ■ Magnetic release 13 X I_e Max.

Frame	Breaking Capacity (kA) at 415V, 50Hz	Power Rating 3-Ph Motors AC3 duty 415V, 50Hz	Rated Operational Current I _e (A)	Reference	MRP (₹)	Std. Pkg. (Nos.)
		kW				
32AF	100	0.02	0.16	TCMS-32HI-0.16	2640	1
	100	0.06	0.25	TCMS-32HI-0.25	2640	
	100	0.09	0.4	TCMS-32HI-0.4	2640	
	100	0.12	0.63	TCMS-32HI-0.63	2830	
	100	0.25	1	TCMS-32HI-1	2830	
	100	0.55	1.6	TCMS-32HI-1.6	2830	
	100	0.75	2.5	TCMS-32HI-2.5	2830	
	100	1.5	4	TCMS-32HI-4	3000	
	100	2.2	6	TCMS-32HI-6	3000	
	100	3	8	TCMS-32HI-8	3000	
	100	4	10	TCMS-32HI-10	3100	
	100	5.5	13	TCMS-32HI-13	3100	
	50	7.5	17	TCMS-32HI-17	3310	
	50	7.5	22	TCMS-32HI-22	3310	
50	11	26	TCMS-32HI-26	3310		
50	15	32	TCMS-32HI-32	5850		
63AF	50	18.5	40	TCMS-63HI-40	7710	
	50	22	50	TCMS-63HI-50	9010	
	50	30	63	TCMS-63HI-63	9070	
100AF	75	37	75	☒ TCMS-100HI-75	9640	
	75	45	90	☒ TCMS-100HI-90	9940	
	75	45	100	☒ TCMS-100HI-100	9940	

☒ Non Stockable item

Accessories

Description	Configuration	Model	MRP (₹)	Std. Pkg. (No's)	
Auxiliary switch for front mounting	1NO+1NC	TFX11	485	1	
	2NC	TFX02	485		
	2NO	TFX20	485		
Auxiliary switch for front side mounting on the left	1NO+1NC	TLX11	585		
	2NC	TLX02	585		
	2NO	TLX20	585		
Any trip alarm switch for side mounting on the left	1NO+1NC	TLA11	750		
	2NC	TLA02	750		
	2NO	TLA20	750		
Magnetic trip alarm switch for side mounting on the left		TLAM11	775		
Shunt release for side mounting on the right	110-127V50Hz	TRS110-127V50Hz	1240	1	
	220-230V50Hz	TRS220-230V50Hz	1240		
	415-440V50Hz	TRS415-440V50Hz	1240		
Undervoltage release for side mounting on the right	110-127V50Hz	TRU110-127V50Hz	1240		
	220-230V50Hz	TRU220-230V50Hz	1240		
	415-440V50Hz	TRU415-440V50Hz	1240		
Undervoltage release with switch for side mounting on the right	110-127V50Hz	TRUX110-127V50Hz	1275		
	220-230V50Hz	TRUX220-230V50Hz	1275		
	415-440V50Hz	TRUX415-440V50Hz	1275		
Insulation Barrier (for TCMS-100H/100HI only)		TIB100	375		
Adaptor kit for MPCB + Mini Contactors	TCMS-32S+TC1M06-16	TDA-16SA	375		
	TCMS-32S+TP1M06-16	TDA-16SD	375		
	TCMS-32H/32HI+TC1M06-16	TDA-16HA	375		
	TCMS-32H/32HI+TP1M06-16	TDA-16HD	375		
Busbar	2 Point	PB322	630	1	
		PB632			
	3 Point*	PB323	730		
PB633					
MPCB Enclosure (IP 65 Category)	For TCMS-32H/HI	EPH32-65S	1060		
Extended Handle (Door Mounting with Door Interlock, Defeat Interlock & Padlock)	Extension Shaft 115mm				910
	TCMS-32H/HI	MEH32-115			
	TCMS-63H/HI	MEH63-115			
		TCMS-100H/HI	MEH100-115	1065	1
	Extension Shaft 315mm				
	TCMS-32H/HI	MEH32-315			
		TCMS-63H/HI	MEH63-315		
	TCMS-100H/HI	MEH100-315			



☒ Non Stockable item

Power Contactors

Enjoy life, non-stop



- Conforms IEC 60947-4-1; IS/IEC 80947-4-1
- Power contactor range: 9A-860A; 3P & 4P; control relays
- Superior functional aesthetics and advanced performance
- Common add-on accessories - front / side auxiliary contact block, pneumatic timer block; mechanical interlock & coil suppressor
- Overload relays range: 0.1A- 1000A; auto/manual reset with built-in single phase protection



RoHS
Compliant



robustTa
Contactor 9~800A

The
future
is here



- Conforms IEC 60947-4-1; IS/IEC 60947-4-1
- Power Contactor range: 7A-38A; Ac3; 4P; 45mm width
- In-built 1 NO+1 NC auxiliary contacts
- Common add-on accessories - front / side auxiliary contact block, pneumatic timer block, mechanical interlock & coil suppressor
- Easy coil replacement ... snap fit design
- Auto/manual reset, built-in single phase protection
- High mechanical & electrical endurance
- Overload relay range: 0.1A-38A



robust**a**2
Contactor 7~38A

robusta 2 Contactor

Conforming IS/IEC60947-4-1 & IEC60947-4-1



Contactor							
AC1 Duty (A)	AC3 415V Long life			Auxiliary Contacts	Reference	MRP (₹)	Std. Pkg. (Nos.)
	kW	HP	A				
25	2.2	3	7	1 NO+1NC	TC1D0711■	910	1
25	4	5.5	9	1 NO+1NC	TC1D0911■	990	
25	5.5	7.5	12	1 NO+1NC	TC1D1211■	1100	
32	9	12	18	1 NO+1NC	TC1D1811■	1250	
40	11	15	25	1 NO+1NC	TC1D2511■	1600	
50	15	20	32	1 NO+1NC	TC1D3211■	3300	
50	18.5	25	38	1 NO+1NC	TC1D3811■	4450	

Overload Relay fixing attachment			
Use for Contactor	Reference	MRP (₹)	Std. Pkg. (Nos.)
TC1D0711-1811	TA7D0765	20	1
TC1D2511-3811	TA7D2565	20	

Coil Surge Suppressor				
Description	Voltage Ratings	Reference	MRP (₹)	Std. Pkg. (Nos.)
Varistor (AC/DC) Clip on mounting	12-55V 50/60Hz	TAD4VE	440	10
	56-136V 50/60Hz	TAD4VF		
	137-277V 50/60Hz	TAD4VU		
	278-575V 50/60Hz	TAD4VN		

Spare Top Housing for 3P Contactors			
For Contactor	Reference	MRP (₹)	Std. Pkg. (Nos.)
TC1-D0711	TA5-D0711	730	1
TC1-D0911	TA5-D0911		
TC1-D1211	TA5-D1211		
TC1-D1811	TA5-D1811	830	
TC1-D2511	TA5-D2511	1070	
TC1-D3211	TA5-D3211	2055	
TC1-D3811	TA5-D3811	3015	

Spare AC Coils for Contactor			
Use for Contactor	Reference	MRP (₹)	Std. Pkg. (Nos.)
TC1D07	TX1-D3■	440	1
TC1D09			
TC1D12			
TC1D18			
TC1D25			
TC1D32			
TC1D38			

Mechanical Interlocks - Horizontal Mounted			
Use of Contactor	Reference	MRP (₹)	Std. Pkg. (Nos.)
TC1D07~TC1D38	LA9-D09978	370	10

robusta2 Contactor Coils						
Contactor TC1-D/TX1D3	24V	48V	110V	220V	240V	415V
50 Hz	B5	E5	F5	M5	U5	N5

Thermal Overload Relay						
Relay setting range (A)	Standard power ratings of 3-Phase Motors 50/60Hz, AC3 Category		Reference	Suitable for Contactor Rating (Amps)	MRP (₹)	Independent Mounting Kit
	HP	kW				
23-32	20	15	TR2DM32353	32	1870	TA7D3264 MRP ₹275
30-38	30	22	TR2DM38355	38		

- Note:**
- robusta Thermal Overload Relay Reference TR2D09301~TR2D25322 can be mounted directly on robusta 2 Contactor with additional fixing attachment Reference TA7D0765 (Contactor TC1D0711~1811) or TA7D2565 (Contactor TC1D2511~3811).
 - robusta 2 Thermal Overload Relay reference TR2DM32353 ~TR2DM38355 can be mounted directly on robusta 2 Contactor without any additional fixing attachment.

- How to order:**
- Select applicable Coil Voltage required for Contactor.
 - Complete the code by replacing the ■ from above.
 - For common accessories please refer page no. 61

Exceed Contactor 6~95A

Conforming IS/IEC60947-4-1 & IEC60947-4-1



GLOBAL CERTIFICATION



Exceed 3 Pole Power Contactor rating 6~95A									
Size	AC1 Duty A	AC3 415 V Long Life			Auxiliary Contacts		Reference	MRP (₹)	Std. Pkg. (Nos.)
		kW	HP	A					
Frame 1	25	2.2	3	6	1NO	-	TC1D0610E■	700	1
					-	1NC	TC1D0601E■		
		4	5.5	9	1NO	-	TC1D0910E■	735	
					-	1NC	TC1D0901E■		
		5.5	7.5	12	1NO	-	TC1D1210E■	830	
					-	1NC	TC1D1201E■		
32	9	12.5	18	1NO	-	TC1D1810E■	950		
				-	1NC	TC1D1801E■			
Frame 2	40	11	15	25	1NO	-	TC1D2510E■	1325	
					-	1NC	TC1D2501E■		
	50	15	20	32	1NO	-	TC1D3210E■	2810	
					-	1NC	TC1D3201E■		
Frame 3	60	22	30	40	1NO	1NC	TC1D4011E■	POR	
					80	37	50		65
	125	45	60	80					
					1NO	1NC	TC1D9511E■		



Exceed Control Relay				
Rated Current(Ie) AC15 at 240V (Amps)	Contact Configuration	Reference	MRP (₹)	Std. Pkg. (Nos.)
10	2 NO + 2 NC	TCA2-DN22E**	860	1
	3 NO + 1 NC	TCA2-DN31E**		
	4 NO	TCA2-DN40E**		

AC Coil Voltage for exceed contactor						
Contactor	Voltage					
	110	24	235	220	240	415
50Hz	F5	B5	C5W*	M5	U5	N5

- NOTE:**
1. Add Suffix ■ Coil voltage to complete product code
 2. 235 V (C5W) Coil available only upto 25 Amps (AC3) Contactors.
 3. 22A, 38A & 45A current ratings also available on request. (MOQ - 50 Nos.)
 4. For add-on accessories and spare coil refer page no. ?

Mini Contactors

Conforming IS/IEC60947-4-1 & IEC60947-4-1



Control Relays - 10 Amps							
Rated Current (Ith)	Contact Configuration	With AC Coil			With DC Coil		
		Reference	MRP (₹)	Std. Pkg. (Nos.)	Reference	MRP (₹)	Std. Pkg. (Nos.)
10	2 NO+2 NC	TCA2-M22	880	10	TCA3-M22	1090	10
	3 NO+1 NC	TCA2-M31			TCA3-M31		
	4 NO	TCA2-M40			TCA3-M40		
	1 NO + 3 NC	TCA2-M13			TCA3-M13		
	4 NC	TCA2-M04			TCA3-M04		

■ Please specify Coil Voltage.

Power Contactors - 3 Pole													
AC1 Duty A	AC3 415V Long Life			Auxiliary Contacts		With AC Coil			Auxiliary Contacts		With DC Coil		
	kW	HP	A			Reference	MRP (₹)	Std. Pkg. (Nos.)			Reference	MRP (₹)	Std. Pkg. (Nos.)
20	2.2	3	6	1NO	-	TC1-M0610	750	10	1NO	-	TP1-M0610	1060	10
				-	1NC	TC1-M0601			-	1NC	TP1-M0601		
	4	5.5	9	1NO	-	TC1-M0910	800	1NO	-	TP1-M0910	1100		
				-	1NC	TC1-M0901		-	1NC	TP1-M0901			
	5.5	7.5	12	1NO	-	TC1-M1210	850	1NO	-	TP1-M1210	1210		
				-	1NC	TC1-M1201		-	1NC	TP1-M1201			
	7.5	10	16	1NO	-	TC1-M1610	980	1NO	-	TP1-M1610	1340		
				-	1NC	TC1-M1601		-	1NC	TP1-M1601			

■ Please specify Coil Voltage.

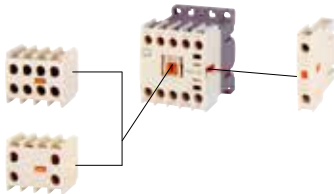
Coil Voltage Codes for Mini Contactors & Control Relays					
Contactor	Voltage				
	24	48	110	220	415
AC	B	E	F	M	N
DC	BD	ED	FD	MD	-

Overload Relays for Mini Contactors - Direct Mounting					
Relay Range (Amps)	Reference	MRP (₹)	Std. Pkg. (Nos.)	Independent Mounting Kit	
0.10 - 0.16	TR2 - M0.14A	1020	1	Reference TA7-M0964 MRP (₹) 355	
0.16 - 0.25	TR2 - M0.21A				
0.25 - 0.4	TR2 - M0.33A				
0.4 - 0.63	TR2 - M0.52A				
0.63 - 1	TR2 - M0.82A				
1 - 1.6	TR2 - M1.3A				
1.6 - 2.5	TR2 - M2.1A				
2.5 - 4	TR2 - M3.3A				
4 - 6	TR2 - M5A				
5 - 8	TR2 - M6.5A				
6 - 9	TR2 - M7.5A				
7 - 10	TR2 - M8.5A				
9 - 13	TR2 - M11A	1115			
12 - 16	TR2 - M14A				

☒ Non Stockable item

Accessories

Add-On-Block



Contact Configuration		Reference	MRP (₹)	Std. Pkg. (No's)
Front Mounted	2 NO	TA1-M20	215	10
	1 NO+1 NC	TA1-M11		
	2 NC	TA1-M02		
	4 NO	TA1-M40	350	
	3 NO+1 NC	TA1-M31		
	2 NO+2 NC	TA1-M22		
	1 NO+3 NC	TA1-M13		
	4 NC	TA1-M04		
Side Mounted	1 NC	TA8-M01	210	
	1 NO	TA8-M10		




Mechanical Interlocks for Horizontally Mounted

Use For Contactor		Reference	MRP (₹)	Std. Pkg. (No's)
AC	DC			
TC1-MS06	TP1-MS06	TA9-M978	335	1
TC1-MS09	TP1-MS09			
TC1-MS12	TP1-MS12			
TC1-MS16	TP1-MS16			



Electronic Timer

Description	Delay	Time	Voltage	Reference	MRP (₹)
Front Mounting Electronic Timer	ON Delay	0.1~30sec	AC/DC	TA2-M/ 1N	1100
	OFF Delay	0.1~30sec	24-48V	TA2-M/ 1F	
	ON Delay	0.1~30sec	AC	TA3-M/ 2N	
	OFF Delay	0.1~30sec	100~220V	TA3-M/ 2F	



Coil Suppressor

Description	Voltage	Reference	MRP (₹)	Std. Pkg. (Nos.)
Varistor	AC 24~ 48V	TA9-M980/1	350	1
	AC 60~ 127V	TA9-M980/2		
	AC 200~ 240V	TA9-M980/3		
	DC 12~ 24V	TA9-M980/4		
	DC 30 ~ 72V	TA9-M980/5		
	DC 100 ~ 127 V	TA9-M980/6		
	DC 200~ 250 V	TA9-M980/7		

robusta Power Contactors

Conforming IS/IEC60947-4-1 & IEC60947-4-1



Control Relays - 10 Amps							
Rated Current(Ie) AC15 at 240V (Amps)	Contact Configuration	With AC Coil			With DC Coil		
		Reference	MRP (₹)	Std. Pkg. (Nos.)	Reference	MRP (₹)	Std. Pkg. (Nos.)
10	2 NO + 2 NC	TCA2-DN22 ■	925	10	TCA3-DN22 ■	1345	10
	3 NO + 1 NC	TCA2-DN31 ■			TCA3-DN31 ■		
	4 NO	TCA2-DN40 ■			TCA3-DN40 ■		

■ To specify Coil Voltage, please refer page no. 59

Power Contactors 3 Pole : Rating 9A ~ 95A														
Size	AC1 Duty A	AC3 415 V Long Life			Auxiliary Contacts		With AC Coil		Std. Pkg. (Nos.)	Auxiliary Contacts		With DC Coil		Std. Pkg. (Nos.)
		kW	HP	A			Reference	MRP (₹)				Reference	MRP (₹)	
Frame 1	25	4	5.5	9	1NO	-	TC1-D0910 ■	815	1	NO	-	TP1-D0910 ■	1210	1
					-	1NC	TC1-D0901 ■			-	1NC	TP1-D0901 ■		
	5.5	7.5	12	1NO	-	TC1-D1210 ■	920	NO		-	TP1-D1210 ■	1375		
				-	1NC	TC1-D1201 ■		-		1NC	TP1-D1201 ■			
	32	9	12.5	18	1NO	-	TC1-D1810 ■	1060		NO	-	TP1-D1810 ■	1620	
					-	1NC	TC1-D1801 ■			-	1NC	TP1-D1801 ■		
11	15	22	1NO	-	TC1-D2210 ■	1225	NO	-	TP1-D2210 ■	2225				
			-	1NC	TC1-D2201 ■		-	1NC	TP1-D2201 ■					
Frame 2	40	11	15	25	1NO	-	TC1-D2510 ■	1400	NO	-	TP1-D2510 ■	2400		
					-	1NC	TC1-D2501 ■		-	1NC	TP1-D2501 ■			
	50	15	20	32	1NO	-	TC1-D3210 ■	2950	NO	-	TP1-D3210 ■	4850		
					-	1NC	TC1-D3201 ■		-	1NC	TP1-D3201 ■			
	18.5	25	38	1NO	-	TC1-D3810 ■	4095	NO	-	TP1-D3810 ■	5690			
				-	1NC	TC1-D3801 ■		-	1NC	TP1-D3801 ■				
Frame 3	60	22	30	40	1NO	1NC	TC1-D4011 ■	4350	NO	1NC	TP1-D4011 ■	6400		
					1NO	1NC	TC1-D4511 ■		NO	1NC	TP1-D4511 ■		7400	
	80	25	35	50	1NO	1NC	TC1-D5011 ■	5300	NO	1NC	TP1-D5011 ■	7990		
					1NO	1NC	TC1-D6511 ■		NO	1NC	TP1-D6511 ■		9200	
	100	37	50	70	1NO	1NC	TC1-D7011 ■	7325	NO	1NC	TP1-D7011 ■	10200		
					1NO	1NC	TC1-D8011 ■		NO	1NC	TP1-D8011 ■		11150	
125	45	60	80	1NO	1NC	TC1-D8011 ■	9000	-	-	-	-			
				1NO	1NC	TC1-D9511 ■		10800						

■ To specify Coil Voltage, please refer page no. 59

Power Contactors 3 Pole 4NC : Rating 9A ~ 25A								
Size	AC1 Duty A	AC3 415 V Long Life			With AC Coil		MRP (₹)	Std. Pkg. (Nos.)
		KW	HP	A	Reference			
Frame 1	25	4	5.5	9	TC1-D09006 ■	1140	10	
		5.5	7.5	12	TC1-D12006 ■	2170		
Frame 2	40	11	15	25	TC1-D25006 ■	2200		

■ To specify Coil Voltage, please refer page no. 59

robusta Power Contactors

Conforming IS/IEC60947-4-1 & IEC60947-4-1



Power Contactors 3 Pole : 115-160A AC3								
AC1 Duty A	AC3 415 V Long Life			Auxiliary contacts		With AC Coil		Std. Pkg. (Nos.)
	kW	HP	A			Reference	MRP (₹)	
200A	55	73	115	1NO	1NC	TC1-D115116■*	12100	1
	55	73	115	1NO	1NC	TC1-D115111■*	12200	
	55	73	120	1NO	1NC	TC1-D120116■*	12600	
	55	73	120	1NO	1NC	TC1-D120111■*	12700	
	75	101	150	1NO	1NC	TC1-D150116■*	13800	
	75	101	150	1NO	1NC	TC1-D150111■*	13900	
	75	101	160	1NO	1NC	TC1-D160116■*	14100	
	75	101	160	1NO	1NC	TC1-D160111■*	14200	

Power Contactors 4 Pole: Rating AC1 200A					
AC1 Duty A	Main Pole Configuration		With AC Coil		Std. Pkg. (Nos.)
			Reference	MRP (₹)	
200A	4NO	--	TC1-D115004■*	13850	1
	4NO	--	TC1-D1150046■*	13700	
	4NO	--	TC1-D150004■*	15000	
	4NO	--	TC1-D1500046■*	14900	

* Busbar connection * Cable connection

Spare main contacts sets (115-160), 3P/4P			
Contactors	Reference	MRP (₹)	Std. Pkg. (Nos.)
TC1D115	TA5 D115118031	5000	1
TC1D120	TA5 D120118031	5200	
TC1D150	TA5 D150118031	6000	
TC1D160	TA5 D160118031	6500	
TC1D115004	TA5 D115804	6300	
TC1D150004	TA5 D150804	6700	

Spare Bus Bar connection sets (115-160), 3P/4P			
Contactors	Reference	MRP (₹)	Std. Pkg. (Nos.)
TC1D115	TA9 D11511503	300	1
TC1D120			
TC1D150			
TC1D160			
TC1D115004	TA9 D115504	450	
TC1D150004			

Spare Arc Chamber (top housing) for 3PContactors(115-160)			
Contactors	Reference	MRP (₹)	Std. Pkg. (Nos.)
TC1D115	TA5 D1151150	1950	1
TC1D120	TA5 D1201150		
TC1D150	TA5 D1501150		
TC1D160	TA5 D1601150		

Spare Coils (115-160), 3P/4P			
	Reference	MRP (₹)	Std. Pkg. (Nos.)
AC Coil 50 Hz AC	TX1D8■B5	1550	1
	TX1D8■F5		
	TX1D8■M5		
	TX1D8■N5		



Spare Cable connection sets (115-160), 3P/4P			
Contactors	Reference	MRP (₹)	Std. Pkg. (Nos.)
TC1D115	TA9 D11511603	600	1
TC1D120			
TC1D150			
TC1D160			
TC1D115004	TA9 D115604	800	
TC1D150004			

Spare Arc Chamber (top housing) for 4P Contactors(115-160)			
Contactors	Reference	MRP (₹)	Std. Pkg. (Nos.)
TC1D115004	TA5 D115450	2020	1
TC1D150004	TA5 D150450	2020	

AC Coil Voltage				
Contactors	Voltage			
	110	24	220	415
50Hz	F5	B5	M5	N5

■ To specify Coil Voltage

robusta Power Contactors

Conforming IS/IEC60947-4-1 & IEC60947-4-1



Power Contactors with Dust Cover 3 Pole									
AC1 Duty A	AC3 415 V Long Life			With AC Coil		Std. Pkg. (Nos.)	With DC Coil		Std. Pkg. (Nos.)
	kW	HP	A	Reference	MRP (₹)		Reference	MRP (₹)	
200	59	80	115	LC1FDP115A ■	13200	1	LC1FDP115A ■	15500	1
250	80	108	150	LC1FDP150A ■	17700		LC1FDP150A ■	22000	
275	100	136	185	LC1FDP185A ■	23300		LC1FDP185A ■	30000	
275	105	140	200	LC1FDP200A ■	23550		LC1FDP200A ■	29800	
315	110	148	225	LC1FDP225A ■	24450		LC1FDP225A ■	31000	
350	140	190	265	LC1FDP265A ■	28500		LC1FDP265A ■	35500	
350	150	200	300	LC1FDP300A ■	33300		LC1FDP300A ■	40000	
400	180	240	330	LC1FDP330A ■	35900		LC1FDP330A ■	42700	
500	220	300	400	LC1FDP400A ■	43500		LC1FDP400A ■	46000	
600	240	320	460	LC1FDP460A ■	58000		-	-	
700	280	380	500	LC1FDP500A ■	63000		LC1FDP500A ■	65000	
800	355	430	580	LC1FDP580A ■	66500		-	-	
1000	375	500	630	LC1FDP630A ■	87500		LC1FDP630A ■	105000	
1600	425	580	780	☒ LC1FDP780A ■	180000		☒ LC1FDP780A ■	200000	
1000	450	610	800	☒ LC1FDP800A ■	155000	☒ LC1FDP800A ■*	153000		

- Power Contactors with dust cover 2 Pole variants available on requests
- Power Contactors with dust cover rating 115-800A are supplied factory assembled complete with No-Volt Coil and auxiliary contact block 2NO+2NC.
- *For DC supply, Bypass rectifier and connect DC supply directly to coil terminals A1-A2

Hoisting Power Contactors with dust cover 3 Pole: Rating 115A ~ 630A						
AC1 Duty A	AC3 415 V Long Life			With AC Coil		Std. Pkg. (Nos.)
	kW	HP	A	Reference	MRP (₹)	
200	59	80	115	LC1FDP115HCA ■	13700	1
250	80	110	150	LC1FDP150HCA ■	23000	
275	100	135	185	LC1FDP185HCA ■	25000	
315	110	150	225	LC1FDP225HCA ■	28000	
350	140	190	265	LC1FDP265HCA ■	33000	
400	180	220	330	LC1FDP330HCA ■	38200	
500	220	300	400	LC1FDP400HCA ■	46000	
700	280	380	500	LC1FDP500HCA ■	66000	
1000	375	500	630	LC1FDP630HCA ■	88000	

Power Contactors with Dust Cover 3 Pole: Rating 1260A ~ 2100A (for general use)				
AC1 Duty A	Main Pole Configuration	With AC Coil		Std. Pkg. (Nos.)
		Reference	MRP (₹)	
1260	3 NO	☒ LC1FDP1250A ■	POR	1
1400	3 NO	☒ LC1FDP1400A ■		
1700	3 NO	☒ LC1FDP1700A ■		
2100	3 NO	☒ LC1FDP2100A ■		



Telecom Contactors 4Pole Rating AC1 25 A-50A				
AC1 Duty A	Main Pole Configuration	With AC Coil		Std. Pkg. (Nos.)
		Reference	MRP (₹)	
25	4 NO	TC1DT254Ne	1285	1
32	4 NO	TC1DT324Ne	1330	
40	4 NO	TC1DT404Ne	1890	
50	4 NO	TC1DT504Ne	2440	

■ To specify Coil Voltage, please refer page no. 59



Power Contactors 4 Pole : Rating AC1 25A ~ 125A									
AC1 Duty A	AC1 Duty A	Main Pole Configuration		With AC Coil		Std. Pkg. (Nos.)	With DC Coil		Std. Pkg. (Nos.)
				Reference	MRP (₹)		Reference	MRP (₹)	
Frame 1	25	4NO	--	TC1-D12004	1115	1	TP1-D12004	2050	1
		2NO	2NC	TC1-D12008	1340		TP1-D12008	2600	
	32	4NO	--	TC1-D18004	1230		Not Available	-	
Frame 2	40	4NO	--	TC1-D25004	1820		TP1-D25004	3700	
		2NO	2NC	TC1-D25008	2440		TP1-D25008	8100	
Frame 3	60	4NO	--	TC1-D40004	4350		TP1-D40004	6100	
		2NO	2NC	TC1-D40008	7350		TP1-D40008	9250	
	80	4NO	--	TC1-D50004	5500		Not Available	-	
		2NO	2NC	TC1-D50008	8000		Not Available	-	
		4NO	--	TC1-D65004	6600	TP1-D65004	10500		
		2NO	2NC	TC1-D65008	10050	TP1-D65008	12500		
	125	4NO	--	TC1-D80004	10500	TP1-D80004	13500		
		2NO	2NC	TC1-D80008	13000	TP1-D80008	14750		
		4NO	--	TC1-D95004	10900	TP1-D95004	14000		
		2NO	2NC	TC1-D95008	13450	TP1-D95008	15250		

■ To specify Coil Voltage, please refer page no. 59

Power Contactors with dust cover 4 Pole : Rating AC1 200A ~ 1600A							
AC1 Duty A	Main Pole Configuration	With AC Coil		Std. Pkg. (Nos.)	With DC Coil		Std. Pkg. (Nos.)
		Reference	MRP (₹)		Reference	MRP (₹)	
200	4 NO	LC1FDP1154	17900	1	LC1FDP1154	24000	1
250	4 NO	LC1FDP1504	19285		LC1FDP1504	32000	
275	4 NO	LC1FDP1854	34000		LC1FDP1854	41000	
315	4 NO	LC1FDP2254	34700		LC1FDP2254	45000	
350	4 NO	LC1FDP2654	37850		LC1FDP2654	51000	
400	4 NO	LC1FDP3304	44500		LC1FDP3304	62000	
500	4 NO	LC1FDP4004	55700		LC1FDP4004	73000	
700	4 NO	LC1FDP5004	78000		LC1FDP5004	100000	
1000	4 NO	LC1FDP6304	125000		LC1FDP6304	140000	
1600	4 NO	LC1FDP7804	280000		LC1FDP7804	300000	



■ To specify Coil Voltage, please refer page no. 59, 62

● 4 Pole Power Contactors with dust cover rating AC1 200-1600A are supplied factory assembled complete with No-Volt Coil and auxiliary contact block 2NO+2NC.

☒ Non Stockable item

Capacitor Duty Contactors 3 Pole, AC



Size	kVAR Rating	Auxiliary Contacts	Reference	MRP (₹)	Std. Pkg. (Nos.)
Frame 1	2	1NO	TC1-D02K01 ■	1100	1
		1NC	TC1-D02K10 ■		
	5	1NO	TC1-D05K01 ■	1450	
		1NC	TC1-D05K10 ■		
	7	1NO+1NC	TC1-D07K11 ■	1825	
		2NC	TC1-D07K02 ■		
	10	1NO+1NC	TC1-D10K11 ■	1950	
		2NC	TC1-D10K02 ■		
12.5	1NO+1NC	TC1-D12K11 ■	2030		
	2NC	TC1-D12K02 ■			
16.7	1NO+1NC	TC1-D16K11 ■	2815		
	2NC	TC1-D16K02 ■			
Frame 2	20	1NO+1NC	TC1-D20K11 ■	3260	
		2NC	TC1-D20K02 ■		
	25	1NO+1NC	TC1-D25K11 ■	3670	
		2NC	TC1-D25K02 ■		
Frame 3	33.3	1NO+2NC	TC1-D33K12 ■	6850	
	40	1NO+2NC	TC1-D40K12 ■	10090	
	50	1 NO+2NC	TC1D50K12 ■	10300	
	60	1NO+2NC	TC1-D60K12 ■	11500	
	75	1NO+2NC	TC1-D75K12 ■	13700	



robusta Contactors Coils

AC Coil Voltage Codes for Contactors 9A-95A & Control Relays							
Contactor	Voltage						
TCA2-DN/TC1-D	24	48	110	220	235	240	415
50Hz	B5	E5	F5	M5	C5W*	U5	N5
50/60Hz	B7	E7	F7	M7	-	U7	N7

■ Non-Standard coil Extra MRP @ ₹ 100/- per contactor

* Available from CR-38A Contactor only.

AC Coil Voltage robusta Capacitor Duty Contactors							
Contactor	Voltage						
TC1-D**K	24	110	220	235	240	415	
50Hz	B5	F5	M5	C5W*	U5	N5	
50/60Hz	B7	F7	M7	-	U7	N7	

* Available upto 25kVAR only.

AC Coil for 4 Pole Telecom Contactor				
Contactor	Voltage			
TC1-DT**Ne	230	235	240	415
50Hz	P	C5W	M	N

All coils codes applicable for extra wide band coils.

How to order:

- Select applicable Coil Voltage required for Contactor.
 - Complete the code by replacing the ■
 - To order additional Auxiliary Block, Timers and other accessories, please refer page 61
- Non-Standard coil available on request, Extra MRP@ ₹ 500 each per Contactor rating 115#780A

☒ Non Stockable item

DC Coil Voltage Codes for Contactors 9A-95A & Control Relays					
Contactor	Voltage				
TCA3-DN/TP1-D	24	48	72	110	220
Normal Coil	BD	ED	SD	FD	MD
Wide band Coil#	BW	EW	-	FW	-

Wide band Coil available in 50 Hz only

AC Coil Voltage Codes for Contactors 115A-780A				
Contactor	Voltage			
	110	220	240♦	415
LC1FDP115-225 50Hz	F5	M5	U5	N5
LC1FDP265-780 50/60Hz	F7	M7	U7	N7

♦ Not Available for LC1FDP780

DC Coil Voltage Codes for Contactors 115A-780A				
Contactor	Voltage			
	24#	48	110	220
LC1FDP	BD	ED	FD	MD

Not available for LC1FDP630 & LC1FDP780

Coil Voltage Codes for Contactor 800A			
Contactor	Voltage		
	110/127	220/240	380/400
LC1-FDP - AC	FW*	MW*	QW**
LC1-FDP-DC	FW	MW	QW

*With rectifier DRTE4U

**With rectifier DRTE4S

robusta Overload Relay



Thermal Overload Relays Direct Mounting Trip class 10								
Relay Setting Range (Amps)	Standard Power Rating for 3 Ph. Motor at 415V		Reference	Suitable for Contactor Rating (Amps)	MRP (₹)	Independent Mounting Kit	Std. Pkg. (Nos.)	
	HP	kW						
Direct Mounting								
0.10 ~ 0.16	*	*	TR2-D09301	9	1125	Reference TA7-D0964 MRP ₹190	1	
0.16 ~ 0.25	*	*	TR2-D09302					
0.25 ~ 0.40	*	*	TR2-D09303					
0.40 ~ 0.63	*	*	TR2-D09304					
0.63 ~ 1.00	0.5	0.37	TR2-D09305					
1.00 ~ 1.60	0.75	0.55	TR2-D09306					
1.25 ~ 2.00	1	0.75	TR2-D093X6					
1.60 ~ 2.50	1.5	1.1	TR2-D09307					
2.50 ~ 4.00	2	1.5	TR2-D09308					
4.00 ~ 6.00	3	2.2	TR2-D09310					
5.50 ~ 8.00	5	3.7	TR2-D09312					
7.00 ~ 10.0	5.5	4	TR2-D09314					
9.0 ~ 13.0	7.5	5.5	TR2-D12316					12
9.0 ~ 14.0	7.5	5.5	TR2-D12316X					12
12.0 ~ 18.0	12	9	TR2-D18321	18	1260			
14.0 ~ 22.0	12	9	TR2-D18321X	18				
17.0 ~ 25.0	15	11	TR2-D25322	25				
23.0 ~ 32.0	20	15	TR2-D32353	32				1850
28.0 ~ 36.0	25	18	TR2-D32355					
23.0 ~ 32.0	20	15	TR2-D40353	40	2150	TA7-D4064 ₹ 920		
30.0 ~ 40.0	30	22	TR2-D40355					
37.0 ~ 50.0	35	25	TR2-D65357	50	2505			
48.0 ~ 65.0	40	30	TR2-D65359	65	3600			
55.0 ~ 70.0	50	37	TR2-D65361					
63.0 ~ 80.0	60	45	TR2-D80363					80
80.0 ~ 93.0	65	49	TR2-D95365	95	3700			
Independent Mounting								
65 ~ 105	75	55	LR1-F105		6250		1	
80 ~ 125	80	59	LR1-F125					
100 ~ 160	110	80	LR1-F160					
125 ~ 200	135	100	LR1-F200					
160 ~ 250	175	129	LR1-F250					
200 ~ 315	220	160	☒ LR1-F315		7950			
250 ~ 400	270	200	☒ LR1-F400					
315 ~ 500	350	257	☒ LR1-F500					
400 ~ 630	480	355	☒ LR1-F630					
500 ~ 800	580	425	☒ LR1-F800		21400			
630 ~ 1000	680	500	☒ LR1-F1000					

Thermal Overload Relays Protective Shroud for LR1-F105-630			
Relay Type	Reference	MRP (₹)	Std. Pkg. (Nos.)
LR1-F105	LA9-F702	1330	1
LR1-F125			
LR1-F160			
LR1-F200			
LR1-F250	LA9-F703	1750	
LR1-F315			
LR1-F400			
LR1-F500			
LR1-F630	LA9-F704	1900	
LR1-F800			

Heavy Duty Overload Relays Independent Mounting Trip class 30			
Relay Setting Range (Amps)	Reference	MRP (₹)	Std. Pkg. (Nos.)
2.5-4.0	TR6 - F4	8700	1
4.0-6.3	TR6 - F6.3		
6.3-10	TR6 - F10		
8.0-12.5	TR6 - F12.5		
10-16	TR6 - F16		
16-25	TR6 - F25		
25-40	☒ TR6 - F40		
40-63	☒ TR6 - F63		
63-100	☒ TR6 - F100		
100-160	☒ TR6 - F160		
125-200	☒ TR6 - F200		
160-250	☒ TR6 - F250		
250-400	☒ TR6 - F400		

☒ Non Stockable item

Accessories for robusTa & exceed Contactors

Add-On Block for Contactor Rating 9-800A				
Contact Configuration		Reference	MRP (₹)	Std. Pkg. (Nos.)
Front Mounted	1 NO	TA1-DN10*	125	10
	1 NC	TA1-DN01		
	2 NO	TA1-DN20	250	20
	1 NO+1 NC	TA1-DN11		
	2 NC	TA1-DN02		
	4 NO	TA1-DN40		
	3 NO+1 NC	TA1-DN31	380	20
	2 NO+2 NC	TA1-DN22		
	1 NO+3 NC	TA1-DN13		
	4 NC	TA1-DN04		
Side Mounted	1 NO+1 NC	TA8-DN11**	380	10
	2 NO	TA8-DN20		

* Suitable for robusTa Contactor rating 25-95A only.
 ** Suitable for robusTa Contactor rating 9-95A only.

Spare AC Coils Control Relay & Contactor 9-95A			
Use for Contactor AC	Reference	MRP (₹)	Std. Pkg. (Nos.)
TCA2-DN	TX1-D2 ■	435	20
TC1-D09			
TC1-D12			
TC1-D18			
TC1-D25	TX1-D4 ■	510	10
TC1-D32			
TC1-D40	TX1-D6 ■	1325	10
TC1-D50			
TC1-D63			
TC1-D80			
TC1-D95			

Spare DC Coils Control Relay & Contactor 9-80A				
Use for Contactor DC	Reference		MRP (₹)	Std. Pkg. (Nos.)
	Normal	Wideband		
TCA3 - DN	TX4-D2 ■	TX5-D2 ■	600	1
TP1 - D09				
TP1 - D12				
TP1 - D18				
TP1 - D25	TX4-D4 ■	TX5-D4 ■	735	1
TP1 - D32				
TP1 - D40	TX4-D40 ■	TX5-D40 ■	1675	1
TP1 - D50				
TP1 - D65				
TP1 - D80				
TP1 - D80	TX4-D80 ■	TX5-D80 ■	3600	1

■ Complete the code for Spare Coil by indicating the Coil Voltage required after the reference
 *Please refer page no. 59 for Coil Voltage available



☒ Non Stockable item

Mechanical Interlocks - Horizontal Mounted				
Contact Configuration		Reference	MRP (₹)	Std. Pkg. (Nos.)
AC	DC			
TC1-D09	TP1-D09	LA9-D09978	380	10
TC1-D12	TP1-D12			
TC1-D18	TP1-D18			
TC1-D25	TP1-D25			
TC1-D32	TP1-D32			
TC1-D40	TP1-D40	LA9-D50978	1100	10
TC1-D50	TP1-D50			
TC1-D65	TP1-D65			
TC1-D70	TP1-D70	LA9-D80978	1300	10
TC1-D80	TP1-D80			
TC1-D95	-			

Pneumatic Timer Block - Front Mounted					
Contact Configuration		Reference		MRP (₹)	Std. Pkg. (Nos.)
ON delay	1 NO+1 NC	TA2-DT0	0.1...3s		
ON delay	1 NO+1 NC	TA2-DT2	0.1...30s		
ON delay	1 NO+1 NC	TA2-DT4	10...180s		
OFF delay	1 NO+1 NC	TA3-DR0	0.1...3s	1320	10
OFF delay	1 NO+1 NC	TA3-DR2	0.1...30s		
OFF delay	1 NO+1 NC	TA3-DR4	10...180s		
Star Delta	1 NO+1 NC	TA2-DS2	1...30s	1540	10

Coil Surge Suppressor for Contactor 9-95A				
Description	Voltage Ratings	Reference	MRP (₹)	Std. Pkg. (Nos.)
Varistor (AC/DC) Clip-on mounting	24-48VAC/DC	TA9AMOV980E	435	10
	110-240V AC/DC	TA9AMOV980U		
RC Circuit (AC) Clip-on mounting	24-48V AC	TA9RC980E		
	110-240V AC	TA9RC980U		
	380-440V AC	TA9RC980N		

Electrical & Mechanical Interlocks - Horizontal Mounted				
Use for Contactor		Reference*	MRP (₹)	Std. Pkg. (Nos.)
AC	DC			
TC1-D09	TP1-D09	ELA9-D09978	415	10
TC1-D12	TP1-D12			
TC1-D18	TP1-D18			
TC1-D25	TP1-D25			
TC1-D32	TP1-D32			
TC1-D40	TP1-D40	ELA9-D50978	1225	
TC1-D50	TP1-D50			
TC1-D65	TP1-D65			
TC1-D80	TP1-D80	ELA9-D80978	1310	
TC1-D95	-			

Accessories

Spare AC Coils for Hoisting Power Contactor					
Contactor	110V	220V	240V	415V	MRP (₹)
LC1-FDP115HCA	LX9FF110V	LX9FF220V	LX9FF240V	-	2840
LC1-FDP150HCA					
LC1-FDP185HCA	LX9FG110V	LX9FG220V	LX9FG240V	-	3950
LC1-FDP225HCA					
☒ LC1-FDP265HCA	LX9FH1102V	LX9FH2202V	LX9FH2402V	-	4550
☒ LC1-FDP330HCA					
☒ LC1-FDP400HCA	LX9FJ925	LX9FJ931	LX9FJ932	LX9FJ936	9285
☒ LC1-FDP500HCA	LX9FK925	LX9FK931	LX9FK932	LX9FK936	15500
☒ LC1-FDP630HCA	LX9FL924	LX9FL930	LX9FL931	LX9FL936	15800

NOTE: The above Coil includes rectifier price. Standard Packing 1 No.

Spare AC Coils for Contactors Rating 115~800A					
Contactor	110V	220V	240V	415V	MRP (₹)
LC1-FDP115	LX1FF-110V	LX1FF-220V	LX1FF-240V	LX1FF-415V	2150
LC1-FDP150					
LC1-FDP185	LX1FG-110V	LX1FG-220V	LX1FG-240V	LX1FG-415V	3750
LC1-FDP200					
LC1-FDP225					
LC1-FDP265A	LX1FH-1102V	LX1FH-2202V	LX1FH-2402V	LX1FH-4152V	4350
LC1-FDP300A					
LC1-FDP330A					
LC1-FDP400A	LX1FJ-110V	LX1FJ-220V	LX1FJ-240V	LX1FJ-415V	6090
LC1-FDP500A	LX1FK-110V	LX1FK-220V	LX1FK-240V	LX1FK-415V	14000
LC1-FDP630A	LX1FL-110V	LX1FL-220V	LX1FL-240V	LX1FL-415V	14400
LC1-FDP780A	LX1FX-110V	LX1FX-220V	LX1FX-240V	LX1FX-415V	33000
LC1-FDP800A	LX4F8FW	LX4F8MW	LX4F8MW	LX4F8QW*	15500

AC Coils will be suitable for 50Hz only. *Available in 380/400V only

NOTE: The above Coil includes rectifier price. Std. Packing 1 Nos.

Mechanical Interlocks for Contactor 115~630A Vertically / Horizontally Mounted				
Contactor	Reference	MRP (₹)	Std. Pkg. (Nos.)	
Horizontally Mounted				
LC1-FDP115A	LA9-FF970	2450	1	
LC1-FDP150A				
LC1-FDP185A	LA9-FG970	2800	1	
LC1-FDP200A				
LC1-FDP225A				
LC1-FDP265A	☒ LA9-FJ970	3200	1	
LC1-FDP300A				
LC1-FDP330A				
LC1-FDP400A				
LC1-FDP500A				
LC1-FDP500A/LC1-F630A	☒ LA9-FL970	3200	1	
Vertically Mounted				
LC1-FDP115A	LA9-FF4F	2800	1	
LC1-FDP150A				
LC1-FDP185A	LA9-FG4G	3005	1	
LC1-FDP200A				
LC1-FDP225A				
LC1-FDP265A	LA9-FH4H	3655	1	
LC1-FDP300A				
LC1-FDP330A				
LC1-FDP400A				☒ LA9-FJ4J
LC1-FDP500A				☒ LA9-FK4K
LC1-FDP500A/LC1-F630A				☒ LA9-FL4L
LC1-FDP780A				☒ LA9-FX970

☒ Non Stockable item

Spare DC Coils for Contactors Rating 115~800A					
Contactor	110V	220V	24V	485V	MRP (₹)
LC1-FDP115	LX4FF-110V	LX4FF-220V	LX4FF-24V	LX4FF-48V	6800
LC1-FDP150					
LC1-FDP185	LX4FG-110V	LX4FG-220V	LX4FG-24V	LX4FG-48V	8800
LC1-FDP225					
LC1-FDP265A	LX4FH-110V	LX4FH-220V	LX4FH-24V	LX4FH-48V	10950
LC1-FDP330A					
☒ LC1-FDP400A	LX4FJ-110V	LX4FJ-220V	Not Available	LX4FJ-48V	17400
☒ LC1-FDP500A	LX4FK-110V	LX4FK-220V	Not Available	LX4FK-48V	17400
☒ LC1-FDP630A	LX4FL-110V	LX4FL-220V	Not Available	LX4FL-48V	17800
☒ LC1-FDP780A	•	LX4FX-220V	•	•	21000
☒ LC1-FDP800A	LX4F8FW	LX4F8MW	-	LX4F8QW*	18800

NOTE: The above Coil includes rectifier price. Standard Packing 1 No.

• Contact Branch Office for product code. *Available in 380/400V only.

Spare Top Housing for 3P/4P robusta Contactors								
For Control Relay Contactor	Reference		MRP (₹)	Std. Pkg. (Nos.)				
	AC	DC						
For 3 Pole								
TCA2-DN40, TCA3-DN40	TA5-DN40	TA5-DN40 DC	760	1				
TCA2-DN31, TCA3-DN31	TA5-DN31	TA5-DN31 DC						
TCA2-DN22, TCA3-DN22	TA5-DN22	TA5-DN22 DC						
TC1-D0910, TP1-D0910	TA5-D0910	TA5-D0910 DC						
TC1-D0901, TP1-D0901	TA5-D0901	TA5-D0901 DC						
TC1-D1210, TP1-D1210	TA5-D1210	TA5-D1210 DC						
TC1-D1201, TP1-D1201	TA5-D1201	TA5-D1201 DC						
TC1-D1810, TP1-D1810	TA5-D1810	TA5-D1810 DC				885	1	
TC1-D1801, TP1-D1801	TA5-D1801	TA5-D1801 DC						
TC1-D2210, TP1-D2210	TA5-D2210	TA5-D2210 DC				1080	1	
TC1-D2201, TP1-D2201	TA5-D2201	TA5-D2201 DC						
TC1-D2510, TP1-D2510	TA5-D2510	TA5-D2510 DC	1145	1				
TC1-D2501, TP1-D2501	TA5-D2501	TA5-D2501 DC						
TC1-D3210, TP1-D3210	TA5-D3210	TA5-D3210 DC	2115	1				
TC1-D3201, TP1-D3201	TA5-D3201	TA5-D3201 DC						
TC1-D3810, TP1-D3810	TA5-D3810	TA5-D3810 DC	3055	1				
TC1-D3801, TP1-D3801	TA5-D3801	TA5-D3801 DC						
TC1-D4011, TP1-D4011	TA5-D4011	TA5-D4011 DC	3160	1				
TC1-D5011, TP1-D5011	TA5-D5011	TA5-D5011 DC	3925					
TC1-D6511, TP1-D6511	TA5-D6511	TA5-D6511 DC	5200					
TC1-D7011, TP1-D7011	TA5-D7011	TA5-D6511 DC	5780					
TC1-D8011, TP1-D8011	TA5-D8011	TA5-D8011 DC	6395					
TC1-D9511	TA5-D9511	-	7450					
For 4 Pole								
TC1-D09004, TP1-D09004	TA5-D09004	TA5-D09004DC	950			1		
TC1-D09008, TP1-D09008	TA5-D09008	TA5-D09008DC	1050					
TC1-D12004, TP1-D12004	TA5-D12004	TA5-D12004DC	1100					
TC1-D12008, TP1-D12008	TA5-D12008	TA5-D12008DC	1185					
TC1-D25004, TP1-D25004	TA5-D25004	TA5-D25004DC	1680					
TC1-D25008, TP1-D25008	TA5-D25008	TA5-D25008DC	1940					
TC1-D40004, TP1-D40004	TA5-D40004	TA5-D40004DC	3560					
TC1-D40008, TP1-D40008	TA5-D40008	TA5-D40008DC	4550					
TC1-D65004, TP1-D65004	TA5-D65004	TA5-D65004DC	6050					
TC1-D65008, TP1-D65008	TA5-D65008	TA5-D65008DC	7095					
TC1-D80004, TP1-D80004	TA5-D80004	TA5-D80004DC	7225					

Accessories

Spare Top Housing for 3P exceed Contactors			
For Control Relay Contactor	Reference	MRP (₹)	Std. Pkg. (Nos.)
	AC		
TCA2-DN40E	TA5-DN40E	600	1
TCA2-DN31E	TA5-DN31E		
TCA2-DN22E	TA5-DN22E		
TC1D0901E	TA5-D0901E		
TC1D0910E	TA5-D0910E		
TC1D1201E	TA5-D1201E		
TC1D1210E	TA5-D1210E		
TC1D1801E	TA5-D1801E	700	
TC1D1810E	TA5-D1810E		
TC1D2501E	TA5-D2501E	850	
TC1D2510E	TA5-D2510E		
TC1D4011E	TA5-D4011E	2200	
TC1D5011E	TA5-D5011E	3000	
TC1D6511E	TA5-D6511E	4200	
TC1D8011E	TA5-D8011E	5500	
TC1D9511E	TA5-D9511E	6000	

Spare Main Contact for 3P Contactors rating 115~800A			
Contactor	Reference	MRP (₹)	Std. Pkg. (Nos.)
LC1-FDP115A	LA5-FF431 (F115)	6835	1
LC1-FDP150A	LA5-FF431 (F150)	8650	
LC1-FDP185A	LA5-FG431 (F185)	13150	
LC1-FDP200A	LA5-FG431 (F200)	15450	
LC1-FDP225A	LA5-FG431 (F225)	17310	
LC1-FDP265A	LA5-FH431 (F265)	18450	
LC1-FDP300A	LA5-FH431 (F300)	19270	
LC1-FDP330A	LA5-F400803 (F330)	20710	
LC1-FDP400A	LA5-F400803 (F400)	25440	
LC1-FDP500A	LA5-F500803 (F500)	33500	
LC1-FDP630A	LA5-F630803 (F630)	47390	
LC1-FDP780A	LA5F780801(F780)*	26890	
LC1-FDP800A	LA5F800803(F800)	47990	

Spare Main Contact Sets for 4P Power Contactors rating 115~780A			
Contactor	Reference	MRP (₹)	Std. Pkg. (Nos.)
LC1-FDP1154A	LA5-FF441 (F1154)	8100	1
LC1-FDP1504A	LA5-FF441 (F1504)	11065	
LC1-FDP1854A	LA5FG441(F1854)	19460	
LC1-FDP2254A	LA5FG441(F2254)	20325	
LC1-FDP2654A	LA5-FH441 (F2654)	21740	
LC1-FDP3304A	LA5-F400804 (F3304)	26310	
LC1-FDP4004A	LA5-F400804 (F4004)	29920	
LC1-FDP5004A	LA5-F500804 (F5004)	46200	
LC1-FDP6304A	LA5-F630804 (F6304)	58850	
LC1-FDP7804A	LA5-F780801 (F780)**	26550	

Main Contacts set per pole includes (2 Fixed Contacts & Moving Contact, 2 Deflectors, 1 Backplate, Fixing Screws and Washers).

* Main Contacts are for one pole only. (Set of two) Order 3 Nos for 3 pole Contactors & 4 Nos for 4 pole Contactors.

** Set of Main Contacts provided is 1 set of 2 blocks for one pole.

☒ Non Stockable item

Spare Main Contacts for 3P Hoisting Contactors rating 115~630A			
Contactor	Reference	MRP (₹)	Std. Pkg. (Nos.)
LC1-FDP115HCA	LA5-FF431HCA (F115)	6885	1
LC1-FDP150HCA	LA5-FF431HCA (F150)	8800	
LC1-FDP185HCA	LA5-FG431HCA (F185)	13350	
LC1-FDP200HCA	LA5-FG431HCA (F200)	15650	
LC1-FDP225HCA	LA5-FG431HCA (F225)	17510	
LC1-FDP265HCA	LA5-FH431HCA (F265)	18650	
LC1-FDP300HCA	LA5-FH431HCA (F300)	19470	
LC1-FDP330HCA	LA5-F400803HCA (F330)	20910	
LC1-FDP400HCA	LA5-F400803HCA (F400)	25640	
LC1-FDP500HCA	LA5-F500803HCA (F500)	33700	
LC1-FDP630HCA	LA5-F630803HCA (F630)	47590	

Spare Arc Chamber 3P			
Contactor	Reference	MRP (₹)	Std. Pkg. (Nos.)
LC1-FDP115A	LA5-F11550	2140	1
LC1-FDP150A	LA5-F15050	2140	
LC1-FDP185A	LA5-F18550	2295	
LC1-FDP200A	LA5-F20050	2320	
LC1-FDP225A	LA5-F22550	2345	
LC1-FDP265A	LA5-F26550	2560	
LC1-FDP300A	LA5-F30050	3220	
LC1-FDP330A	LA5-F33050	3450	
LC1-FDP400A	LA5-F40050	3700	
LC1-FDP500A	LA5-F50050	4120	
LC1-FDP630A	LA5-F63050	9550	
LC1-FDP780A	LA5-F780150*	7000	

Spare Arc Chamber 4P			
Contactor	Reference	MRP (₹)	Std. Pkg. (Nos.)
LC1-FDP1154A	LA5-F115450	2190	1
LC1-FDP1504A	LA5-F150450	2190	
LC1-FDP1854A	LA5-F185450	3085	
LC1-FDP2254A	LA5-F225450	3250	
LC1-FDP2654A	LA5-F265450	3855	
LC1-FDP3304A	LA5-F330450	4075	
LC1-FDP4004A	LA5-F400450	5060	
LC1-FDP5004A	LA5-F500450	5825	
LC1-FDP6304A	LA5-F630450	11660	
LC1-FDP7804A	LA5-F780150*	7400	
LC1-FDP8004A	LA5-F80050	11700	

Main Contacts set per pole includes (2 Fixed Contacts & Moving Contact, 2 Deflectors, 1 Backplate, Fixing Screws and Washers).

* Main Contacts are for one pole only. (Set of two) Order 3 Nos for 3 pole Contactors & 4 Nos for 4 pole Contactors.

** Set of Main Contacts provided is 1 set of 2 blocks for one pole.

D Range Contactors & Overload Relays



Control Relays 10 Amps			
Contact Arrangement	A.C. Reference	MRP (₹)	Std. Pkg. (Nos.)
2NO+2NC	CA2-DN1229■A60	885	1
3NO+1NC	CA2-DN1319■A60		
4NO	CA2-DN140■A60		

■ Please specify Coil Voltage.

Power Contactors - 3 Pole, AC								
Size	AC1 Duty A	AC3 415V Long Life			Auxiliary Contacts	Reference	MRP (₹)	Std. Pkg. (Nos.)
		KW	HP	A				
Frame 1	25	4	5.5	9	1NO -	LC1-D093■A60	795	1
					- 1NC	LC1-D099■A60		
	25	5.5	7.5	12	1NO -	LC1-D123■A60	890	
					- 1NC	LC1-D129■A60		
	32	9	12.5	16	1NO -	LC1-D173■A60	1020	
					- 1NC	LC1-D179■A60		
Frame 2	40	11	15	25	1NO -	LC1-D253■A60	1375	
					- 1NC	LC1-D259■A60		
	50	15	20	32	1NO -	LC1-D323■A60	2910	
					- 1NC	LC1-D329■A60		
Frame 3	60	22	30	40	1NO 1NC	LC1-D403■A60	4070	
	80	25	35	50	1NO 1NC	LC1-D503■A60	5275	
	80	37	50	63	1NO 1NC	LC1-D633■A60	7225	
	125	45	60	80	1NO 1NC	LC1-D803■A60	8960	

AC Coil Voltage Codes for D Range Contactors (Standard)						
Contactor	Voltage					
	24	48	110*	220*	240*	415*
LC1-D	B	E	F	M	U	N

* Wide band Coils

AC Coil Voltage Codes for D Range Contactors (Non-Standard)			
Contactor	Voltage		
	42	360	380
LC1-D	D	UW	Q

For Non-Standard Coil Voltage, please add ₹ 100/- in the list price.

Add-on-Blocks for D Range Contactors					
Contactor		Reference	MRP (₹)	Std. Pkg. (Nos.)	
Additional Instantaneous Aux. Contact Blocks	Front Mounted	2NO	LA1-D20	250	20
		1NO+1NC	LA1-D11		
		2NC	LA1-D02		
		4NO	LA1-D40		
	Front Mounted	3NO+1NC	LA1-D31	380	20
		2NO+2NC	LA1-D22 *		
		1NO+3NC	LA1-D13		
		4NC	LA1-D04		
Overlapping Aux. Contacts	Front Mounted	2NO+2 NC	LA1-D1111#	570	10

* This Auxiliary Contact can be used with Contactors.

Consisting of 1 NO+1 NC make before break contacts.

☒ Non Stockable item

Thermal Overload Relays Type LR1 - Direct Mounting									
Relay Setting Range A	Std. Power Rating for 3 Phase Motor at 415V		Reference	MRP (₹)	Independent Mounting Kit	Std. Pkg. (Nos.)			
	HP	KW							
0.10-0.16	*	*	LR1-D09301	1125	Reference LA7-D0964 MRP ₹ 185	1			
0.16-0.25	*	*	LR1-D09302						
0.25-0.40	*	*	LR1-D09303						
0.40-0.63	*	*	LR1-D09304						
0.63-1.00	0.5	0.37	LR1-D09305						
1.00-1.60	0.75	0.55	LR1-D09306						
1.60-2.50	1.5	1.10	LR1-D09307						
2.50-4.00	2.00	1.50	LR1-D09308						
4.00-6.00	3.00	2.20	LR1-D09310						
5.50-8.00	5.00	3.70	LR1-D09312						
7.00-10.0	5.50	4.00	LR1-D09314	1250	Reference LA7-D3264 MRP ₹ 270	1			
10.0-13.0	7.50	5.50	LR1-D12316						
13.0-18.0	12.00	9.00	LR1-D16321						
18.0-25.0	15.00	11.00	LR1-D25322						
23.0-32.0	20.00	15.00	LR1-D32353				1830	Reference LA7-D4054 MRP ₹ 370	1
28.0-40.0	20.00	15.00	LR1-D32355						
23.0-32.0	20.00	15.00	LR1-D40353				2125	Reference LA7-D4054 MRP ₹ 370	1
30.0-40.0	30.00	22.00	LR1-D40355						
38.0-50.0	35.00	25.00	LR1-D63357				2250	Reference LA7-D4054 MRP ₹ 370	1
48.0-57.0	40.00	30.00	LR1-D63359				3190		
57.0-66.0	50.00	37.00	LR1-D63361	3500					

* There is no standard power rating for these motors. Select the overload relay in relation to the full load current.

Thermal Overload Relays Type LR1 - Independent Mounting					
Relay Setting Range A	Std. Power Rating for 3 Phase Motor at 415V		Reference	MRP (₹)	Std. Pkg. (Nos.)
	HP	KW			
66.0 to 80.0	60	45	LR1-D80363	3500	1

Spare AC Coil Voltage for D Range Contactors AC (Standard)			
Use for Contactor AC (Standard)	Reference	MRP (₹)	Std. Pkg. (Nos.)
CA2-DN1	LX1-D09■	425	15
LC1-D09			
LC1-D12			
LC1-D17	LX1-D25■	500	10
LC1-D25			
LC1-D32			
LC1-D40	LX1-D40■	1250	1
LC1-D50**			
LC1-D63			
LC1-D80**			
LC1-D80**			

■ Please specify Coil Voltage by indicating the Coil Voltage required.

** Spare Moulded Base for these Coils has Product code LA7-D40 and unit price is ₹ 135

Accessories

D Range Mechanical Interlocks Horizontally Mounted			
Use for Contactor AC	Reference	MRP (₹)	Std. Pkg. (Nos.)
LC1-D09	LA9-D09978	380	10
LC1-D12			
LC1-D17			
LC1-D25			
LC1-D32			
LC1-D40	LA9-D50978	1100	
LC1-D50			
LC1-D63			
LC1-D80	LA9-D80978	1300	

Coil Suppressor			
Description	Reference	MRP (₹)	Std. Pkg. (Nos.)
For mounting across coil of contactor upto 80Amp, with RC network suitable for <250VAC & <400VAC	LA9-D09980	450	10


Mechanical Latching Blocks			
Description for Contractors/Control Relays Type	Reference	MRP (₹)	Std. Pkg. (Nos.)
CA2-DN1 LC1-D09, LC1-D12 LC1-D17, LC1-D25, LC1-D32	LA6-DK01 ■	1610	10

- Replace by voltage code AC
- Not suitable for DC control relay & DC Contactor



Spare Top Housing 3P			
For Control Relay/Contactor AC	Reference	MRP (₹)	Std. Pkg. (Nos.)
CA2-DN140	LA5-DN140	725	1
CA2-DN1319	LA5-DN1319		
CA2-DN1229	LA5-DN1229		
LC1-D093	LA5-D093		
LC1-D099	LA5-D099		
LC1-D123	LA5-D123	810	1
LC1-D129	LA5-D129		
LC1-D173	LA5-D173		
LC1-D179	LA5-D179	875	1
LC1-D253	LA5-D253		
LC1-D259	LA5-D259		
LC1-D323	LA5-D323	1150	1
LC1-D329	LA5-D329		
LC1-D403	LA5-D403		
LC1-D503	LA5-D503	2290	1
LC1-D633	LA5-D633		
LC1-D803	LA5-D803		
LC1-D503	LA5-D503	3510	1
LC1-D633	LA5-D633		
LC1-D803	LA5-D803		
LC1-D503	LA5-D503	4300	1
LC1-D633	LA5-D633		
LC1-D803	LA5-D803		
LC1-D503	LA5-D503	5550	1
LC1-D633	LA5-D633		
LC1-D803	LA5-D803		
LC1-D503	LA5-D503	7225	1
LC1-D633	LA5-D633		
LC1-D803	LA5-D803		

Add-on Starting Switch			
Description	Reference	MRP (₹)	Std. Pkg. (Nos.)
NO starting Switch suitable for direct mounting on Control Relays & Contactors	LA9-D09906	140	10



AC Coil Voltage Codes (Standard)								
For Mechanical Latching Block	Voltage							
	24	48	72	110	220	240	380	415/440
LA6-DK01	B	E	EN	F	M	U	Q	N

Definite Purpose Contactor				
FLA	Resistive AMP Rating	Reference	MRP (₹)	Std. Pkg. (Nos.)
Single Pole (Without Shunt)				
25	30	TCDP251*	525	1
30	40	TCDP301*	560	
40	50	TCDP401*	580	
Single Pole (With Shunt)				
25	30	TCDP251S*	560	1
30	40	TCDP301S*	600	
40	50	TCDP401S*	650	
Two Pole				
20	30	TCDP202*	625	1
30	40	TCDP302*	645	
40	50	TCDP402*	700	
20	30	TCDP203*	800	

AC Coil Voltage Codes for Definite Purpose Contactors			
Voltage	24VAC	110VAC	240VAC
50Hz	B5	G5	U5
60Hz	B6	G6	U6

☒ Non Stockable item

Contactors - 4 Pole, AC



AC3, 415V			Main Poles Configuration	Reference	MRP (₹)	Std. Pkg. (Nos.)
kW	HP	A				
7.5	10	20	4NO	TC1DX204	1510	1
11	15	25	4NO	TC1DX254	2100	
22	30	40	4NO	TC1DX404	3800	

■ Please specify Coil Voltage.

AC Coil Voltage Codes (Standard) for 4 Pole Contactors				
Contactor 4P	Voltage			
	110	220	190~400	250~450
TC1-DX204/254	F	M	Q	N

Spare Coil for 4 Pole Contactors			
Reference	Coil Voltage	MRP (₹)	Std. Pkg. (Nos.)
TX1D20	110/220/190~400/250~450	260	1


Spare Contact Kit for 4 Pole Contactor			
Reference	Description	MRP (₹)	Std. Pkg. (Nos.)
TA5DX204	20A Contact Kit, 4-Pole	700	1
TA5DX254	25A Contact Kit, 4-Pole	1150	
TA5DX404	40A Contact Kit, 4-Pole	1800	

Add-on-Blocks for 4 Pole Contactors				
Description	Contact Configuration	Reference	MRP (₹)	Std. Pkg. (Nos.)
Front mounted Aux. contact Block	NO+1 NC	TA1-DN11A	160	2

Mechanical Interlock for 4 Pole Contactors			
Description	Reference	MRP (₹)	Std. Pkg. (Nos.)
Horizontal Mounted	LA9-D09978	380	10

Thermal Overload Relays 3 Pole type LR3D - Direct Mounting			
Relay Setting Range (A)	Reference	MRP (₹)	Std. Pkg. (Nos.)
1.60~2.50	LR3D09307	980	1
2.50~4.00	LR3D09308		
4.00~6.00	LR3D09310		
5.50~8.00	LR3D09312		
7.00~10.0	LR3D09314		
9.0~14.0	LR3D12316X	1055	1
13.0~18.0	LR3D16321	1070	
14.0~22.0	LR3D16321X		
18.0~25.0	LR3D25322		

Contactors - 2 Pole, AC



AC1 Duty	AC3 220V AC	Reference	MRP (₹)	Std. Pkg. (Nos.)
	A			
32	20	AC2-D202	805	2
40	25	AC2-D252	1130	
40	40	AC2-D402	1510	

AC Coil Voltage Codes (Standard) for 2 Pole Contactors

Contactor 2P	Voltage		
	220*	220/240*	380 / 415*
AC2-D2/D3/D4	M5W	MU	QN

* Wide band Coils

■ Please specify Coil Voltage.








Spare Coil for 2 Pole Contactors			
Reference	Coil Voltage	MRP (₹)	Std. Pkg. (Nos.)
AX1D2 MU	220/240V, 50Hz	220	5
AX1D2 M	220V, 50Hz		
AX1D2 QN	380/415V, 50Hz		
AX1D2 N	415V, 50Hz		

Spare Contact Kit for 2 Pole Contactor			
Reference	Description	MRP (₹)	Std. Pkg. (Nos.)
AC5D202	20A Contact Kit, 2-Pole	370	1
AC5D252	25A Contact Kit, 2-Pole	770	
AC5D402	40A Contact Kit, 2-Pole	1010	
AC5D2011	20A Contact Kit, 1NO+1NC	375	


Add-on-Blocks for 2 Pole Contactors				
Description	Contact Configuration	Reference	MRP (₹)	Std. Pkg. (Nos.)
Front mounted Aux. contact Block	2 NO 1 NO+1 NC 2 NC	LA1-D20A	160	20
		LA1-D11A		
		LA1-D02A		

Thermal Overload Relays 2 Pole type LR7D - Direct Mounting				
Relay Setting Range (A)	Reference	MRP (₹)	Independent Mounting Kit	Std. Pkg. (Nos.)
4.0-6.0	LR7-D09210	575	LA7D0964 MRP ₹185	1
5.5-8.0	LR7-D09212			
7.0-10	LR7-D09214			
9.0-14	LR7-D12216X			
13-18	LR7-D16221	660		
14-22	LR7-D16221X			
18-25	LR7-D25222			
23-32	LR7-D32253	970		

IEC 60309 Series

IP 44 & IP 67 Versions	DESCRIPTION	Rating (Amp)	Protection Degree	3 PIN, 2P+E 240V AC			5 PIN, 3P+N+E 415V AC		
				Code	MRP (₹)	Reference h	Code	MRP (₹)	Reference h
       	Panel Mounting Socket - Splash Proof	16	IP 44	CS62205	315	6	CS62210	575	6
		32		CS62216	540	6	CS62221	620	6
	Panel Mounting Socket - Water Tight	16	IP 67	CS62227	685	6	CS62232	740	6
		32		CS62238	830	6	CS62243	950	6
		63		CS63249	2770	6	CS63254	2495	6
		125		-			CS62262	9200	6
	Surface Mounting Socket - Splash Proof	16	IP 44	CS62404	530	6	CS62409	590	6
		32		CS62415	640	6	CS62420	700	6
	Surface Mounting Socket - Water Tight	16	IP 67	CS62426	910	6	CS62431	1150	6
		32		CS62437	1125	6	CS62442	1300	6
		63		CS63448	3475	6	CS63453	3200	6
		125		-			CS63463	12100	6
	Plugs - Splash Proof	16	IP 44	CS60004	260	6	CS60009	360	6
		32		CS60015	435	6	CS60020	525	6
	Plugs - Water Tight	16	IP 67	CS60026	585	6	CS60031	790	6
		32		CS60037	930	6	CS60042	940	6
		63		CS61048	2550	6	CS61053	2620	6
		125		-			CS60061	7900	6
Surface Mounting Interlocked Switched Socket Outlet - Horizontal	16	IP 44	CS66004(H)	3950	6	CS66109(H)	4800	6	
	32		CS66015(H)	4550	6	CS66020(H)	5600	6	
Surface Mounting Interlocked Switched Socket Outlet - Vertical	16	IP 67	CS66200	4600	6	CS66202	6500	6	
	32		CS66201	6500	6	CS66203	8000	6	
Connector - Splash Proof	16	IP 44	CS62004	405	6	CS66215	460	-	
	32		CS62015	505	6	CS66225	650	-	

Note: Plugs & Sockets 3 PIN, 2P+E 240V AC are in Blue color, 5 PIN, 3P+N+E 415V AC are in Red color

AC Distribution Box with Socket	DESCRIPTION	Rating (Amp)	Protection Degree	Code	MRP (₹)	Reference h
	AC Distribution Box (Includes Socket & Plug)	16A 3P 240V	IP 40	CS60045	955	6
		32A 3P 240V		CS60046	1200	6
		32A 5P 415V		CS60047	1550	6
		63A 5P 415V		CS60048	4450	6

Control & Signalling Devices

Metallic & Polycarbonate Series



Push Buttons & Pilot Lamps

- 0 22.5 mm Push Buttons, Emergency Stop PB, Selector switch, Illuminated & Non Illuminated Actuators in Plastic & Metallic variants.
- Pilot Lamps in LED / Filament / Neon types
- Push Button Stations 1121314 ways, IP65166, NEMA-414X protection
- High Mechanical and Electrical life
- Aesthetic and Elegant outlook
- Wide Range of colors | voltages available
- Conforms to IS13947-5



RoHS
Compliant

Globally accepted in 78 Countries

exceed Push Buttons: 22.5mm Without Contact Elements

Push Button Actuators with Carrier - Non-Illuminated				
Description	Reference	MRP (₹)	Std. Pkg. (No.s)	Product Picture
Push Spring Return Push Button	RCP2-BA1 ○	50	20	
	RCP2-BA2 ●			
	RCP2-BA3 ●			
	RCP2-BA4 ●			
	RCP2-BA5 ●			
	RCP2-BA6 ●			
Flush Spring Return Push Button with contact	RCP2BA33 ●	146	10	
	RCP2BA35 ●			
Projecting Push Button	RCP2-BL1 ○	53	20	
	RCP2-BL2 ●			
	RCP2-BL3 ●			
	RCP2-BL4 ●			
	RCP2-BL5 ●			
	RCP2-BL6 ●			
Mushroom Head Push Button, Spring Return	RCP2-BC2 ●	85	8	
	RCP2-BC3 ●			
	RCP2-BC4 ●			
	RCP2-BC5 ●			
	RCP2-BC6 ●			
	RCP2-BC6 ●			
Mushroom Head Push Button, Spring Return with contact	RCP2-BC21 ●	121	8	
	RCP2-BC31 ●			
	RCP2-BC42 ●			
	RCP2-BC51 ●			
Mushroom Head Push Button Stay Put turn to release	RCP2BS54 ●	117	8	
	RCP2BT4 ●			
Mushroom Head Push Button Stay Pull to release	RCP2BS64 ●	158	5	
Mushroom Head Push Button, Push to Stay & Key to release	RCP2BS14 ●	224	8	
Push Button Stay Put 30mm (Press to Lock turn to release)	RCP2BS44 ●	110	10	
Push Button Actuators with Carrier & Contact Element-Non-Illuminated				
Flush Spring Return Push Button with 1NO Block	RCP2-BA11 ○	98	10	
	RCP2-BA21 ●			
	RCP2-BA31 ●			
	RCP2-BA51 ●			
	RCP2-BA61 ●			
	RCP2-BA41 ●			
Push Button with 1NC Block	RCP2-BA42 ●			
Projecting Head Push Button with 1NO Block	RCP2-BL11 ○	100	10	
	RCP2-BL21 ●			
	RCP2-BL31 ●			
	RCP2-BL51 ●			
Projecting PB with 1NC Block	RCP2-BL42 ●			
Push Button Actuators - Illuminated Flush without Series Resistor				
Illuminated Actuator, Flush (With BA9 Filament Bulb) 12V, 24V, 48V, 110V AC / DC	RCP2-BW316▲○	128	10	
	RCP2-BW336▲●			
	RCP2-BW346▲●			
	RCP2-BW356▲●			
	RCP2-BW366▲●			
	RCP2-BW376▲○			
Illuminated Actuator, Flush (With BA9 Neon Bulb) 220V, 380V, 415V AC / DC	RCP2-WN336▲●	128	10	
	RCP2-WN346▲●			
	RCP2-WN346▲●			
	RCP2-WN356▲●			

Push Button Actuators - Illuminated Flush with Series Resistor				
Description	Reference	MRP (₹)	Std. Pkg. (No.s)	Product Picture
Illuminated Actuator, Flush (with BA9S Filament Bulb, 130V) 220V AC/DC	RCP2-BW317▲○	138	10	
	RCP2-BW337▲●			
	RCP2-BW347▲●			
	RCP2-BW357▲●			
	RCP2-BW367▲●			
	RCP2-BW377▲○			
	RCP2-BW387▲●			

LED Type Push Button Actuators - Illuminated Flush				
Description	Reference	MRP (₹)	Std. Pkg. (No.s)	Product Picture
Flush Illuminated with Integral Circuit LED 48V, 24V & 12V (AC/DC) also available in 110V AC, 110V DC, 240V AC, 220DC	RCP2-BWL317▲○	168	10	
	RCP2-BWL337▲●			
	RCP2-BWL347▲●			
	RCP2-BWL357▲●			
	RCP2-BWL377▲●			
	RCP2-BWL387▲○			
	RCP2-BWL367▲●			

Push Button Actuator-Illuminated Projecting without Series Resistor				
Description	Reference	MRP (₹)	Std. Pkg. (No.s)	Product Picture
Illuminated Actuator, Flush (with BA9 filament bulb) 48V, 24V & 12V (AC/DC) also available in 110V AC, 110V DC, 240V AC, 220DC	RCP2-BW116▲○	122	10	
	RCP2-BW136▲●			
	RCP2-BW146▲●			
	RCP2-BW156▲●			
	RCP2-BW186▲●			
	RCP2-BW166▲●			
Illuminated Actuator, Flush (With BA9 Neon Bulb) 220V, 380V, 415V (AC/DC)	RCP2-BW176▲○	122	10	
	RCP2-BWN136▲●			
	RCP2-BWN146▲●			
	RCP2-BWN156▲●			

Push Button Actuator-Illuminated projecting without Series Resistor				
Description	Reference	MRP (₹)	Std. Pkg. (No.s)	Product Picture
Illuminated Actuator, Projecting (with BA9S Filament Bulb, 130V) 220V (AC/DC)	RCP2-BW117▲○	128	10	
	RCP2-BW137▲●			
	RCP2-BW147▲●			
	RCP2-BW157▲●			
	RCP2-BW187▲●			
	RCP2-BW167▲●			
	RCP2-BW177▲○			
	RCP2-BW177▲○			

LED Type Push Button Actuators - Illuminated Projecting Type of voltage AC/DC to be specified				
Description	Reference	MRP (₹)	Std. Pkg. (No.s)	Product Picture
Projecting Illuminated Actuator, with integral LED, suitable for operating 48V, 24V & 12V (AC/DC) also available in 110V AC, 110V DC, 240V AC, 220DC	RCP2-BWL117▲○	170	10	
	RCP2-BWL137▲●			
	RCP2-BWL147▲●			
	RCP2-BWL157▲●			
	RCP2-BWL177▲○			
	RCP2-BWL187▲●			
	RCP2-BWL167▲●			

Colour Code for Actuator / Lens								
Colour Code	1	2	3	4	5	6	7	8
Colour of Actuator	White ○	Black ●	Green ●	Red ●	Yellow ●	Blue ●	-	-
Colour of Lens	White ○	-	Green ●	Red ●	Amber ●	Blue ●	Clear ○	Yellow ●

exceed Push Buttons: 22.5mm Without Contact Elements

Selector Switch Actuators with Carrier				
Description	Reference	MRP (₹)	Std. Pkg. (No.s)	Product Picture
2-Position Selector Switch (stay put)	RCP2-BD2	158	10	
3-Position Selector Switch, centre 'OFF' (stay put)	RCP2-BD3			
2-Position Selector Switch with extra long knob (stay put)	RCP2-BJ2	163	10	
3-Position Selector Switch, with extra long knob centre 'OFF' (stay put)	RCP2-BJ3			
3-Position Selector Switch (Spring Return)	RCP2-BDR3	180	10	
3-Position Selector Switch extra long knob (Spring Return)	RCP2-BJR3	186	10	
Selector Switch Actuators with Carrier & Contact Element				
2-Position Selector Switch (stay put) with 1NO Block	RCP2-BD21	206	10	
2-Position Selector Switch, centre 'OFF' (stay put) with NO+NC Block	RCP2-BD25	250		
3-Position Selector Switch, centre 'OFF' (stay put) with NO+NC Block	RCP2-BD35			
Key Actuators with Carrier				
2-Position Key Switch, Key removable in unactuated position	RCP2-BG2	220	10	
2-Position Key Switch, Key removable in both position	RCP2-BG4			
2-Position Key Switch, Key removable in 'Right Hand' position	RCP2-BG02			
3-Position Key Switch, Key removable in centre 'OFF' position	RCP2-BG3	225	10	
3-Position Key Switch, Key removable in all position	RCP2-BG0			
3-Position Key Switch, Key removable in 'Left Hand & Right Hand' position	RCP2-BG5			
3-Position Key Switch, Key removable in 'Left Hand' position	RCP2-BG9			
3-Position Key Switch, Key removable in 'Right Hand' position	RCP2-BG7			

Push Buttons Extended Range				
Reset Extended Actuator Pushbutton - Round Type	RCB2AL8R	50	10	
Reset Extended Actuator Pushbutton - Hex Type	RCB2AL8H			
Plastic Adaptor for 30 mm hole to 22.5 mm.	RP2-BZ41M	17	20	
Metal Adaptor for 30 mm hole to 22.5 mm	RB2-BZ41M			
Recess (Guarded) Push button - Plastic	RP2-BA16 ○	44	10	
	RP2-BA26 ●			
	RP2-BA36 ●			
	RP2-BA46 ●			
	RP2-BA56 ●			
	RP2-BA66 ●			

Push Buttons Extended Range				
Description	Reference	MRP (₹)	Std. Pkg. (No.s)	Product Picture
Intermittent Sounding Flashing Buzzer 15 ~ 20 mA, sound level 80 dB.24V, 48V, 110V AC/DC 240V AC (* Add Voltage code)	RB2-KS* ●	158	10	
Pilot Lamps with Transformer				
Pilot Lamp (with BA9S Filament Bulb) for Input Voltage:240V AC and output Voltage: 6VAC	RCP2-BV41 ▲ ○	276	8	
	RCP2-BV43 ● ●			
	RCP2-BV44 ● ●			
	RCP2-BV45 ● ●			
	RCP2-BV46 ● ●			
RCP2-BV47 ▲ ○				
Pilot Lamp (with BA9S Filament Bulb) for input Voltage:110V AC and output Voltage: 6V AC	RCP2-BV31 ▲ ○			
	RCP2-BV33 ● ●			
	RCP2-BV34 ● ●			
	RCP2-BV35 ● ●			
	RCP2-BV37 ▲ ○			
Pilot Lamps with Series Resistor				
Pilot Lamp (with BA9S Filament Bulb 130V) 220V AC / DC	RCP2-BV71 ▲ ○	111	10	
	RCP2-BV73 ● ●			
	RCP2-BV74 ● ●			
	RCP2-BV75 ● ●			
	RCP2-BV77 ▲ ○			
Pilot Lamps with Series Resistor & Diode				
Pilot Lamp (with BA9S Filament Bulb 130V) 110V AC, 220V DC,	RCP2-BVD71 ▲ ○	117	10	
	RCP2-BVD73 ● ●			
	RCP2-BVD74 ● ●			
	RCP2-BVD75 ● ●			
	RCP2-BVD77 ▲ ○			
Contact Elements - NO/NC				
Contact Element 1 NO	RB2- BE-101	53	50	
Contact Element 1 NC	RB2- BE-102			
LED Type Pilot Lamp Type of voltage AC / DC to be specified				
Pilot Light with integral circuit LED 48V, 24V & 12V (AC/DC) also available in 110V AC, 110V DC, 240V AC, 220DC	RCP2-BVL73 ● ●	145	10	
	RCP2-BVL74 ● ●			
	RCP2-BVL75 ● ●			
	RCP2-BVL77 ▲ ○			
	RCP2-BVL71 ▲ ○			
	RCP2-BVL78 ● ●			
	RCP2-BVL76 ● ●	265		

How to Order:

Actuators, Contact Elements, Lens Assemblies can also be ordered separately or in combination, as required.

▲ Add Voltage Code

Push Buttons: 22.5mm

Metallic Range (Without Contact Elements)

Push Button Actuators with Carrier - Non-Illuminated				
Description	Reference	MRP (₹)	Std. Pkg. (No.s)	Product Picture
Flush Spring Return Push Button	RCB2-BA1 ○	55	20	
	RCB2-BA2 ●			
	RCB2-BA3 ●			
	RCB2-BA4 ●			
	RCB2-BA5 ●			
	RCB2-BA6 ●			
Projecting Push Button	RCB2-BL1 ○	60	20	
	RCB2-BL2 ●			
	RCB2-BL3 ●			
	RCB2-BL4 ●			
	RCB2-BL5 ●			
	RCB2-BL6 ●			
Booted Push Button	RCB2-BP2 ●	90	20	
	RCB2-BP3 ●			
	RCB2-BP4 ●			
	RCB2-BP5 ●			
	RCB2-BP6 ●			
	RCB2-BP7 ●			
Mushroom Head Push Button, Spring Return	RCB2-BC2 ●	90		
	RCB2-BC3 ●			
	RCB2-BC4 ●			
	RCB2-BC5 ●			
Mushroom Head Push Button Stay Put (press to lock, turn to release)	RCB2-BS54 ●	125	8	
	RCB2-BS64 ●	170	5	
Mushroom Head Push Button, Push to Stay & Pull to release	RCB2-BT4 ●	140	8	
Mushroom Head Push Button, premarked Pull to Reset	RCB2-BT43 ●			
Mushroom Head Key Switch, Stay Put, Key removable in both positions (press to lock and key to release)	RCB2-BSI4 ●	240	8	
Push Button Stay Put (press to lock, turn to release)	RCB2-BS44 ●	120	10	
Push Button Actuators with Carrier & Contact Element-Non-Illuminated				
Flush Spring Return Push Button with 1NO Block	RCB2-BA11 ○	99	20	
	RCB2-BA21 ●			
	RCB2-BA31 ●			
	RCB2-BA51 ●			
	RCB2-BA61 ●			
	RCB2-BA41 ●			
Push Button with 1NC Block	RCB2-BA42 ●	148	10	+
Push Button with 2NO Block	RCB2-BA33 ●			
Projecting Head Push Button with 1NO Block	RCB2-BL11 ○	102	10	
	RCB2-BL21 ●			
	RCB2-BL31 ●			
	RCB2-BL51 ●			
Projecting PB with 1NC Block	RCB2-BL61 ●			
	RCB2-BL42 ●			
Mushroom Head Push Button Stay Put (press to lock, turn to release) with 1NC Block	RCB2-BS542 ●	165	8	
	RCB2-BS642 ●	205	5	
Mushroom Head Actuators - Illuminated				
Mushroom head push button illuminated (with BA9S Filament Bulb, 130V) 220V AC/DC - 2 position Momentary	RCB2-BW437 ●	300	8	
	RCB2-BW447 ●			
- 2 position Maintained	RCB2-BW637 ●	345	8	
	RCB2-BW647 ●			

Push Button Actuators-Illuminated Flush without Series Resistor				
Description	Reference	MRP (₹)	Std. Pkg. (No.s)	Product Picture
Illuminated Actuator, Flush (with BA9S Filament Bulb) 12V, 24V, 48V, 110V AC/DC	RCB2-BW316 ▲ ○	140	10	
	RCB2-BW336 ▲ ●			
	RCB2-BW346 ▲ ●			
	RCB2-BW356 ▲ ●			
	RCB2-BW366 ▲ ●			
	RCB2-BW376s ▲ ○			
Illuminated Actuator, Flush (with BA9S Neon Bulb) 220V, 380V, 415V AC/DC	RCB2-BWN336 ▲ ●			
	RCB2-BWN346 ▲ ●			
	RCB2-BWN356 ▲ ●			
Push Button Actuators-Illuminated Flush with Series Resistor				
Illuminated Actuator, Flush (with BA9S Filament Bulb, 130V) 220V AC/DC	RCB2-BW317 ▲ ○	145	10	
	RCB2-BW337 ▲ ●			
	RCB2-BW347 ▲ ●			
	RCB2-BW357 ▲ ●			
	RCB2-BW387 ▲ ●			
	RCB2-BW367 ▲ ●			
LED Type Push Button Actuators - Illuminated Flush	RCB2-BWL337 ▲ ●	180	10	
	RCB2-BWL347 ▲ ●			
	RCB2-BWL357 ▲ ●			
	RCB2-BWL317 ▲ ○			
	RCB2-BWL377 ▲ ●			
	RCB2-BWL387 ▲ ●			
Illuminated Actuator, Projecting (with BA9S Filament Bulb) 12V, 24V, 48V, 110V AC/DC	RCB2-BW116 ▲ ○	130	10	
	RCB2-BW136 ▲ ●			
Illuminated Actuator, Projecting (with BA9S Neon Bulb) 220V, 380V, 415V AC/DC	RCB2-BW146 ▲ ●			
	RCB2-BW156 ▲ ●			
	RCB2-BW166 ▲ ●			
	RCB2-BW176 ▲ ○			
	RCB2-BWN136 ▲ ●			
	RCB2-BWN146 ▲ ●			
Push Button Actuators - Illuminated Projecting without Series Resistor	RCB2-BW117 ▲ ○	140	10	
	RCB2-BW137 ▲ ●			
	RCB2-BW147 ▲ ●			
	RCB2-BW157 ▲ ●			
	RCB2-BW167 ▲ ●			
	RCB2-BW177 ▲ ○			
LED Type Push Button Actuators - Illuminated Projecting Type of voltage AC/DC to be specified				
Projecting Illuminated Actuator, with integral circuit LED 48V, 24V & 12V (AC/DC) also available in 110V AC, 110V DC, 240V AC, 220DC	RCB2-BWL137 ▲ ●	180	10	
	RCB2-BWL147 ▲ ●			
	RCB2-BWL157 ▲ ●			
Projecting Illuminated Actuator, with integral circuit LED 48V, 24V & 12V (AC/DC) also available in 110V AC, 110V DC, 240V AC, 220DC	RCB2-BWL167 ▲ ●	415	10	
	RCB2-BWL177 ▲ ●			
Double Push Button Actuators - Illuminated Flush without Series Resistor				
Illuminated Double Push Button, Flush Green & Red Knob marked I&O respectively (with BA9S Neon Bulb) 220V, 380V, 415V AC/DC	RCB2-BWN96 ▲ ●	190	8	

▲ Add Voltage Code

Push Buttons: 22.5mm

Metallic Range (Without Contact Elements)

GLOBAL CERTIFICATION



Description	Reference	MRP (₹)	Std. Pkg. (No.s)	Product Picture
Push Button Actuators with Carrier - Non-Illuminated				
Double Push Button, Flush Green & Red Knob marked I&O respectively	RCB2-BA87	105	10	
Selector Switch Actuators with Carrier				
2-Position Selector Switch (stay put)	RCB2-BD2 RCB2-BD27*	170	10	
3-Position Selector Switch, centre 'OFF' (stay put)	RCB2-BD3 RCB2-BD37*			
2-Position Selector Switch with extra long knob (stay put)	RCB2-BJ2 RCB2-BJ27*	175	10	
3-Position Selector Switch, with extra long knob centre 'OFF' (stay put)	RCB2-BJ3 RCB2-BJ37*			
2-Position Selector Switch (Spring Return)	RCB2-BDR2 RCB2-BDR27*	195	10	
3-Position Selector Switch (Spring Return)	RCB2-BDR3 RCB2-BDR37*			
2-Position Selector Switch extra long knob (Spring Return)	RCB2-BJR2 RCB2-BJR27*	200	10	
3-Position Selector Switch extra long knob (Spring Return)	RCB2-BJR3 RCB2-BJR37*			
Selector Switch Actuators with Carrier & Contact Element				
2-Position Selector Switch (stay put) with 1NO Block	RCB2-BD21 RCB2-BD271*	210	10	
2-Position Selector Switch, centre 'OFF' (stay put) with NO+NC Block	RCB2-BD25 RCB2-BD275*	253		
3-Position Selector Switch, centre 'OFF' (stay put) with NO+NC Block	RCB2-BD35 RCB2-BD375*			

* with Black Bezel

Selector Switch Actuators - Illuminated with series resistor				
2-Position Illuminated Selector Switch (with BA9S Filament Bulb 130V) suitable for operation at 220V AC/DC	RCB2-BK1237	260	10	
	RCB2-BK1247			
	RCB2-BK1257			
3-Position Illuminated Selector Switch (with BA9S Filament Bulb 130V) suitable for operation at 220V AC/DC	RCB2-BK1337	260	10	
	RCB2-BK1347			
	RCB2-BK1357			

Selector Switch Actuators-Illuminated with integral circuit LED available on request

Selector Switch Actuators - Illuminated without series resistor				
3-Position Illuminated Selector Switch (with BA9S Filament Bulb) 48V, 24V & 12V (AC/DC) also available in 110V AC, 110V DC, 240V AC, 220DC	RCB2-BK1336	260	10	
	RCB2-BK1346			
	RCB2-BK1356			
2-Position Illuminated Selector Switch (with LED Bulb) 48V, 24V & 12V (AC/DC) also available in 110V AC, 110V DC, 240V AC, 220DC	RCB2-BKL1237	260	10	
	RCB2-BKL1247			
	RCB2-BKL1257			
3-Position Illuminated Selector Switch (with LED Bulb) 48V, 24V & 12V (AC/DC) also available in 110V AC, 110V DC, 240V AC, 220DC	RCB2-BKL1337	260	10	
	RCB2-BKL1347			
	RCB2-BKL1357			

▲ Add Voltage Code

Description	Reference	MRP (₹)	Std. Pkg. (No.s)	Product Picture
Key Actuators with Carrier				
2-Position Key Switch, Key removable in unactuated position	RCB2-BG2 RCB2-BG27*	240	10	
2-Position Key Switch, Key removable in both position	RCB2-BG4 RCB2-BG47*			
2-Position Key Switch, Key removable in 'Right Hand' position	RCB2-BG02 RCB2-BG027*	245	10	
3-Position Key Switch, Key removable in centre 'OFF' position	RCB2-BG3 RCB2-BG37*			
3-Position Key Switch, Key removable in all position	RCB2-BG0 RCB2-BG07*	245	10	
3-Position Key Switch, Key removable in 'Left Hand & Right Hand' position	RCB2-BG5 RCB2-BG57*			
3-Position Key Switch, Key removable in 'Left Hand' position	RCB2-BG9 RCB2-BG97*			
3-Position Key Switch, Key removable in 'Right Hand' position	RCB2-BG09 RCB2-BG097*	245	10	
3-Position (Spring Return) Key Switch, Key removable in 'Center' position	RCB2-BG7 RCB2-BG77*			
Key Actuators with Carrier & Contact element				
2-Position Key Switch with 1NO Block, Key removable in unactuated position	RCB2-BG21 RCB2-BG271*	276	10	
2-Position Key Switch with 1NO Block, Key removable in both position	RCB2-BG41 RCB2-BG471*			
3-Position Key Switch with 1NO+1NC Block key removable in centre 'OFF' position	RCB2-BG31 RCB2-BG371*	324	10	
3-Position Key Switch with 1NO+1NC Block key removable in all position	RCB2-BG04 RCB2-BG074*			
Contact Elements - NO/NC				
Contact Element 1 NO	RB2- BE-101	53	50	
Contact Element 1 NC	RB2- BE-102			

How to Order: Actuators, Contact Elements, Lens Assemblies can also be ordered separately or in combination, as required.

* with Black Bezel

Colour Code for Actuator / Lens								
Colour Code	1	2	3	4	5	6	7	8
Colour of Actuator	White ○	Black ●	Green ●	Red ●	Yellow ●	Blue ●	-	-
Colour of Lens	White ○	-	Green ●	Red ●	Amber ●	Blue ●	Clear ○	Yellow ●

Pilot Lamps: 22.5mm Metallic Range

GLOBAL CERTIFICATION



LED Type Pilot Lamp - Type of voltage AC / DC to be specified				
Description	Reference	MRP (₹)	Std. Pkg. (No.s)	Product Picture
Pilot Light with integral circuit LED 48V, 24V & 12V (AC/DC) also available in 110V AC, 110V DC, 240V AC, 220DC	RCB2-BVL71▲○	155	10	
	RCB2-BVL73▲●			
	RCB2-BVL74▲●			
	RCB2-BVL75▲●			
	RCB-BVL77▲○			
	RCB2-BVL78▲●			
	RCB2-BVL76▲●	315		
Pilot Lamps with Transformer				
Pilot Lamp (with BA9S Filament Bulb) for Input Voltage 240V AC and output Voltage 6V AC	RCB2-BV41▲●	300	8	
	RCB2-BV43▲●			
	RCB2-BV44▲●			
	RCB2-BV45▲●			
	RCB2-BV46▲●			
	RCB2-BV47▲○			
Pilot Lamp (with BA9S Filament Bulb) for Input Voltage 110V AC and output Voltage 6V AC	RCB2-BV31▲●			
	RCB2-BV33▲●			
	RCB2-BV34▲●			
	RCB2-BV35▲●			
	RCB2-BV36▲●			
	RCB2-BV37▲○			
	RCB2-BV38▲●			
Pilot Lamps with Series Resistor				
Pilot Lamp (with BA9S Filament bulb 130V) 220V AC/DC	RCB2-BV71▲●	120	10	
	RCB2-BV73▲●			
	RCB2-BV74▲●			
	RCB2-BV75▲●			
	RCB2-BV76▲●			
	RCB2-BV77▲○			
	RCB2-BV78▲●			
Pilot Lamps with Series Resistor & Diode				
Pilot Lamp (with BA9S Filament Bulb 130V) 240V AC	RCB2-BVD71	125	10	
	RCB2-BVD73▲●			
	RCB2-BVD74▲●			
	RCB2-BVD75▲●			
	RCB2-BVD76▲●			
	RCB2-BVD77▲○			
	RCB2-BVD78▲●			

Push Button Powder Coated Actuators with Carrier				
Description	Reference	MRP (₹)	Std. Pkg. (No.s)	Product Picture
Flush Spring Return Push Button powder coated	RCB2-BA17 ○	60	20	
	RCB2-BA27 ●			
	RCB2-BA37 ●			
	RCB2-BA47 ●			
	RCB2-BA57 ●			
	RCB2-BA67 ●			
Projecting Push Button	RCB2-BL17 ○	65	20	
	RCB2-BL27 ●			
	RCB2-BL37 ●			
	RCB2-BL47 ●			
	RCB2-BL57 ●			
	RCB2-BL67 ●			
Integrated LED Pilot Lamp - Type of voltage AC/DC to be specified				
Integral LED pilot Lamp suitable for operating at common voltage (AC/DC) 110V, 48V, 24V & 12V Also available at operational voltage 240V AC, 220V DC, 110V AC, 110V DC	RCB7-IVL73▲●	120	15	
	RCB7-IVL74▲●			
	RCB7-IVL75▲●			
	RCB7-IVL77▲○			
	RCB7-IVL78▲●			
	RCB7-IVL76▲●			
	RCB7-IVL71▲○	210		
Wide range: 12V~240V (AC/DC)	RCB7-IVL73▲●	185	15	
	RCB7-IVL74▲●			
	RCB7-IVL75▲●			
	RCB7-IVL77▲●			
	RCB7-IVL78▲●			
	RCB7-IVL76▲●	270	15	
	RCB7-IVL71▲○			

Accessories

Metallic Range (For Push Buttons & Pilot Lamps : 22.5mm)

Operating Heads Without Contact Block and Carrier				
Description	Reference	MRP (₹)	Std. Pkg. (No.s)	Product Picture
Pilot Lamp Head	RB2-BV01 ○	55	20	
	RB2-BV03 ●			
	RB2-BV04 ●			
	RB2-BV05 ●			
	RB2-BV06 ●			
	RB2-BV07 ○			
	RB2-BV08 ●			
Flush Push Button	RB2-BA1 ○	55	20	
	RB2-BA2 ●			
	RB2-BA3 ●			
	RB2-BA4 ●			
	RB2-BA5 ●			
	RB2-BA6 ●			
Projecting Push Button	RB2-BL1	60	20	
	RB2-BL2 ●			
	RB2-BL3 ●			
	RB2-BL4 ●			
	RB2-BL5 ●			
	RB2-BL6 ●			
Mushroom Spring Return	RB2-BC2 ●	85		
	RB2-BC3 ●			
	RB2-BC4 ●			
	RB2-BC5 ●			
Mushroom Stay Put	φ30mm RB2-BS44 ●	105	10	
	φ40mm RB2-BS54 ●	115	8	
	φ60mm RB2-BS64 ●	152	5	
Mushroom illuminated - 2 position Momentary - 2 position Maintained	RCB2-BW43 ●	195	8	
	RCB2-BW44 ●			
	RCB2-BW64 ●	230	8	
	RCB2-BW63 ●			
Booted Push Button	RB2-BP2 ●	85	20	
	RB2-BP3 ●			
	RB2-BP4 ●			
	RB2-BP5 ●			
	RB2-BP6 ●			
Double Headed without Light	RB2-BA87	97	10	
Double Headed Push Button with Light	RB2-BW9	110	10	
Illuminated Flush Push Button	RB2-BW31 ○	65	10	
	RB2-BW33 ●			
	RB2-BW34 ●			
	RB2-BW35 ●			
	RB2-BW36 ●			
	RB2-BW37 ○			
Illuminated Projecting Push Button	RB2-BW13 ●	70	10	
	RB2-BW14 ●			
	RB2-BW15 ●			
	RB2-BW16 ●			
	RB2-BW17 ○			
Illuminated Selector 2-Position Stay Put	RB2-BK123 ●	165	10	
	RB2-BK124 ●			
	RB2-BK125 ●			
Illuminated Selector 3-Position Stay Put	RB2-BK133 ●	180	10	
	RB2-BK134 ●			
	RB2-BK135 ●			

Operating Heads LED, Neon Pilot Lamp / Push Button Without Contact Block and Carrier				
Description	Reference	MRP (₹)	Std. Pkg. (No.s)	Product Picture
LED Pilot Lamp Head	RB2-BVLO1 ○	45	20	
	RB2-BVLO3 ●			
	RB2-BVLO4 ●			
	RB2-BVLO5 ●			
	RB2-BVLO6 ●			
	RB2-BVLO7 ○			
	RB2-BVLO8 ●			
LED Illuminating Flush Push Button	RB2-BWL31 ○	70	10	
	RB2-BWL33 ●			
	RB2-BWL34 ●			
	RB2-BWL35 ●			
	RB2-BWL36 ●			
	RB2-BWL37 ○			
LED Illuminating Projecting Push Button	RB2-BWL11 ○	85	10	
	RB2-BWL13 ●			
	RB2-BWL14 ●			
	RB2-BWL15 ●			
	RB2-BWL16 ●			
	RB2-BWL17 ○			
	RB2-BWL18 ●			

Operating Heads LED, Neon Pilot Lamp / Push Button Without Contact Block and Carrier					
Description	Reference	Operating Handle	MRP (₹)	Std. Pkg. (No.s)	Product Picture
Selector 2-Position, Stay Put	RB2-BD2	Standard	155	10	
Selector 2-Position, Stay Put	RB2-BJ2	Long	170		
Selector 2-Position, Spring Return	RB2-BDR2	Standard	155		
Selector 2-Position, Stay Put	RB2-BJR2	Long	170		
Selector 3-Position, Stay Put (Centre OFF)	RB2-BD3	Standard	155		
Selector 3-Position, Stay Put (Centre OFF)	RB2-BJ3	Long	170		
Selector 3-Position, Spring Return (Centre OFF)	RB2-BDR3	Standard	155		
Selector 3-Position, Stay Put	RB2-BJR3	Long	170		
Key Selector 2-Position, Stay Put	RB2-BG2	Key removable in L.H. position	230		
Key Selector 2-Position, Stay Put	RB2-BG4	Key removable in both positions	230		
Key Selector 2-Position, Stay Put	RB2-BG02	Key removable in R. H. position			
Key Selector 2-Position, Spring Return Stay Put	RB2-BG6	Key removable in L.H. position	230		
Key Selector 3-Position, Stay Put	RB2-BG3	Key removable in centre position			
Key Selector 3-Position, Stay Put	RB2-BG0	Key removable in all positions	230		
Key Selector 3-Position, Stay Put	RB2-BG5	Key removable in L. H. & R. H. position			
Key Selector 3-Position, Stay Put	RB2-BG9	Key removable in L. H. position	240		
Key Selector 3-Position, Stay Put	RB2-BG09	Key removable in R. H. position			
Key Selector 3-Position, Both Side Spring Return	RB2-BG7	Key removable in Centre position	240		
Mushroom Head with Key Stay Put	RB2-BS14 ●	Key removable in both positions		8	

Accessories

Metallic Range (For Push Buttons & Pilot Lamps : 22.5mm)

Body Assemblies with Contact Blocks, Screw & Captive Clamp Connection					
Description	Reference	Contact Type	MRP (₹)	Std. Pkg. (No.s)	Product Picture
For Actuators, Push Buttons, Selectors & Key Switches	RB2-BZ101	NO	75	20	
	RB2-BZ102	NC			
	RB2-BZ103	1NO+1NO	130	10	
	RB2-BZ104	1NC+1NC			
	RB2-BZ105	1NO+1NC			

Description	Reference	MRP (₹)	Std. Pkg. (No.s)	Product Picture
Filament Bulb (BA9S) 130V, 48V, 24V, 12V & 6V (2.6W max.)	RL1-CF	23	20	
Neon Bulb (BA9S) 415V, 380V, 220V	RL1-CN			
Set of Lens (one inner and one outer) for Pilot Lamp Head	RB2-BV00*	25	10	
Lens for LED & Neon Type Pilot Lamp (w/o inner lens)	RB2-BVL00*	23		
Set of Lens (one inner and one outer) for Illuminating Actuator	RB2-BW00*	25		
Lens for Illuminating LED & Neon actuator (w/o inner lens)	RB2-BWL00*	25		
Silicon Cap suitable for, - Booted Push Button - Push Buttons Flush - Push Buttons Illuminated	RB2BP00 RC-S RC-L	25 32		
Adopter for assembly of $\phi 30.5$ mm in $\phi 22.5$ mm	RB2-BZ41	31	10	
Legend Plate with inscription (On, Off, Start, Stop, Slow, Fast, Forward, Reverse, Up, Down, Open, Close, Auto, Auto-o-Hand, Auto-Hand, Reset, Inch.)	RB2-BYN	20	10	
Body / Carrier with mounting screws (passivated) for making different assemblies	RB2-B*	23	20	
Yellow legend (PVC) $\phi 60$ mm	RB2-PY9330	30	10	
Emergency Stop $\phi 90$ mm	RB2-PY8330	35	10	

How to Order :

- Actuators, switch elements, lens assemblies can be ordered separately or in combination.
- Basic type designation for actuators is "RB2-B". Numerical colour code is added as a suffix to indicate the colour of the actuator or lens. Remove "*" and put numerical code as indicated below:

Colour Code	1	2	3	4	5	6	7	8
Colour of Actuator	White	Black	Green	Red	Yellow	Blue	-	-
Colour of Lens	White	-	Green	Red	Amber	Blue	Clear	Yellow

- Different suffixes are assigned for flush, projecting, selector actuators etc.
- The type designation for contact element is '1' for NO and '2' for NC.
- Basic type designation for legend plates is "RB2-BY". To complete code with type of inscription please remove "*" and put numerical code as indicated below.

Standard Text	Reference	Standard Text	Reference	MRP(₹)	Std. Pkg. (No.'s.)
Start	2303	Stop	2304	11	250
Forward	2305	Reverse	2306		
Up	2307	Down	2308		
On	2311	Off	2312		
Open	2313	Close	2314		
Auto	2315	Hand	2316		
Reset	2323	Inch	2321		
Slow	2327	Fast	2328		
Auto - Hand	2364	Auto-O-Hand	2385		
		Hand-O-Auto	2387		

Important :

- Ordered quantities should be in multiple of standard packing.
- Illuminated Push Buttons & Pilot Lamps will be supplied with bulb only.
- N in product code stands for Neon Bulb.

Control Stations (Assembled)

Complete Control Stations - Start and Stop Functions Plastic, Spring Return						
Description	Scheme	Colour	Making on legend	Reference	MRP (₹)	Product Picture
1 Flush Push Button	NO	3	I START	RC 1P 102	425	
				RC 1P 103		
1 Flush Push Button	NC	4	O STOP	RC 1P 112		
				RC 1P 114		
Latching Push Button	NC	4	STOP	RC1PBS542 RC1PYBS542	485	
Mushroom Head Key Switch	NC	4	STOP	RC1PBS142 RC1PYBS142	585	
2 Flush Push Button	NO+NC	3	I	RC 2P 213	570	
		4	O			
2 Flush Push Button	NO+NC	3	START	RC 2P 215	570	
		4	STOP			

Complete Control Stations Directional/Movement Control Functions Plastic, Spring Return							
Description	Scheme	Colour	Marking on legend	Reference	MRP (₹)	Product Picture	
2 Flush Push Button	NO + NO	1 2	↑ Down	RC2P222	570		
				RC2P222A			
			↔ Left	RC2P223			
				RC2P223A			
			1	Open Close			RC2P241
				2			Forward Reverse
3 Flush Push Button	NO + NC + NO	3 4 3	Forward Stop Reverse	RC3P311	775		
				RC3P321			
			Right Stop Left	RC3P331			
				RC3P341			
			1	↑ Down			RC3P324
				2			↔ Left

Control Stations for Customer Assembly Empty Enclosure, Plastic					
Description	Number of Ways		Reference	MRP (₹)	Product Picture
	Top	Base			
Bone Grey	Jet Black	1	RC - 1PY	300	
		1	RC - 1P		
		2	RC - 2P	325	
		3	RC - 3P	370	
		4	RC - 4P	425	

* Empty Enclosure's are available without contact blocks and push buttons and can be assembled with the accessories / spare parts as per specified requirements.

Control Stations (Assembled)

Complete Control Stations - Start and Stop Functions Metal, Spring Return						
Description	Scheme	Colour	Marking on legend	Reference	MRP (₹)	Product Picture
1 Flush Push Button	NO	3	I START	RC 1M 102 RC 1M 103	562	
1 Flush Push Button	NC	4	O STOP	RC 1M 112 RC 1M 114		
Latching Push Button	NC	4	STOP	RC1MBS542	620	
Mushroom Head Key Switch	NC	4	STOP	RC1MBS142	725	
2 Flush Push Button	NO+NC	3 4	I O	RC 2M 213	710	
2 Flush Push Button	NO+NC	3 4	START STOP	RC 2M 215		

Complete Control Stations Directional/Movement Control Functions Metal, Spring Return						
Description	Scheme	Colour	Marking on legend	Reference	MRP (₹)	Product Picture
2 Flush Push Button	NO + NO	1 2	↑ ↓ Up-Down	RC 2M 222	690	
				RC 2M 222A		
		1 2	↔ Right-Left	RC 2M 223		
				RC 2M 223A		
		1 2	Open-Close Forward-Reverse	RC 2M 241		
RC2M222B						
3 Flush Push Button	NO + NC + NO	3 4 3	Forward Stop Reverse	RC 3M 311	875	
				Up Stop Down		RC 3M 321
						Right Stop Left
				Open Stop Close		
		1 2	↑ ↓ ↺ ↻	RC 3M 324		
				RC 3M 334		

Control Stations for Customer Assembly Empty Enclosure, Metal					
Description		Number of Ways	Reference	MRP (₹)	Product Picture
Top	Base				
Smoke Grey	Dark Grey	1	RC - 1M	450	
		2	RC - 2M	475	
		3	RC - 3M	560	
		4	RC - 4M*	680	

* Empty Enclosure's are available without contact blocks and push buttons and can be assembled with the accessories / spare parts as per specified requirements.

Operating Head for Control Stations

For Customer assembly

Plastic Operating Heads without contact Block use with RC.P & RC.M enclosures - IP65					
Description	Reference	MRP (₹)	Std. Pkg. (No's)	Product Picture	
Flush Push Button Spring Return	RP2-BA1 ○	50	20		
	RP2-BA2 ●				
	RP2-BA3 ●				
	RP2-BA4 ●				
	RP2-BA5 ●				
	RP2-BA6 ●				
	RP2-BA334 ↑				
RP2-BA335 ⚡					
Projecting Push Button	RP2-BL1 ○	50			
	RP2-BL2 ●				
	RP2-BL3 ●				
	RP2-BL4 ●				
	RP2-BL5 ●				
	RP2-BL6 ●				
Mushroom Spring Return	RP2-BC2 ●	78			
	RP2-BC3 ●				
	RP2-BC4 ●				
	RP2-BC5 ●				
	RP2-BC6 ●				
Mushroom Stay Put	RP2-BS44 ●	94	10		
	RP2-BS54 ●	105	8		
	RP2-BS64 ●	141	5		

Operating Heads for Control Stations Without Contact Block and Carrier

Description	Reference	Operating Handle	MRP (₹)	Std. Pkg. (No's)	Product Picture
Selector 2-Position, Stay Put	RP2-BD2	Standard	152	10	
Selector 3-Position, Stay Put (Centre OFF)	RP2-BD3	Standard			
Selector 3-Position, Spring Return (Centre OFF)	RP2-BDR3	Standard			
Key Selector 2-Position, Stay Put	RP2-BG2	Key removable in L.H. position	205		
Key Selector 2-Position, Stay Put	RP2-BG4	Key removable in both positions	218		
Key Selector 2-Position, Stay Put	RP2-BG02	Key removable in R .H. position			
Key Selector 3-Position, Stay Put	RP2-BG3	Key removable in centre position	230		
Key Selector 3-Position, Stay Put	RP2-BG0	Key removable in all positions			
Key Selector 3-Position, Stay Put	RP2-BG5	Key removable in L.. H. & R. H. position			
Key Selector 3-Position, Stay Put	RP2-BG9	Key removable in L.H. position	223		
Key Selector 3-Position, Stay Put	RP2-BG09	Key removable in R. H. position			
Key Selector 3-Position, Both Side Spring Return	RP2-BG7	Key removable in Centreposition			
Mushroom Head with Key Stay Put	RP2-BS14	Key removable in both positions	217		

Operating Head for Control Stations

For Customer assembly

GLOBAL CERTIFICATION



Metallic Operating Heads without contact Block for RC.P & RC.M enclosures - IP65					
Description	Reference	MRP (₹)	Std. Pkg. (No's)	Product Picture	
Flush Push Button Spring Return	RM2-BA1○	55	20		
	RM2-BA2●				
	RM2-BA3●				
	RM2-BA4●				
	RM2-BA5●				
	RM2-BA6●				
	RM2-BA334 †				
RM2-BA335●					
Projecting Push Button	RM2-BL1○	56	20		
	RM2-BL2●				
	RM2-BL3●				
	RM2-BL4●				
	RM2-BL5●				
	RM2-BL6●				
Mushroom Spring Return ϕ 40mm	RM2-BC2●	92	8		
	RM2-BC3●				
	RM2-BC4●				
	RM2-BC5●				
	RM2-BC6●				
Mushroom Stay Put ϕ 30mm ϕ 40mm ϕ 60mm	RM2-BS44●	112	10		
	RM2-BS54●	120	8		
	RM2-BS64●	145	5		
Mushroom Push-Pull Type ϕ 40mm	RM2-BT43●	120	8		

Contact Blocks - Base Mounted For Control Stations Customer Assembly

Description	Reference	Contact Type	MRP (₹)	Std. Pkg. (No's)	Product Picture
Contact Block	RB2BE-101BM/P*	NO	53	50	
Slow Break	RB2BE-102BM/P*	NC			

* Please specify 'M' if required for Metallic and 'P' if required for Plastic.

Legends (Stickers) are supplied with the following standard texts, Plastic

Description	Reference	Standard Text	Reference	MRP (₹)	Std. Pkg. (No's.)
Start	RP2-BY2303	Stop	RP2-BY2304	7	100
Forward	RP2-BY2305	Reverse	RP2-BY2306		
Up	RP2-BY2307	Down	RP2-BY2308		
On	RP2-BY2311	Off	RP2-BY2312		
Open	RP2-BY2313	Close	RP2-BY2314		
Auto	RP2-BY2315	Hand	RP2-BY2316		
Reset	RP2-BY2323	Inch	RP2-BY2321		
Slow	RP2-BY2327	Fast	RP2-BY2328		
Power On	RP2-BY2326	Emer. Stop	RP2-BY2330		
Right	RP2-BY2309	Left	RP2-BY2310		
O	RP2-BY2146	--	RP2-BY2147		
→	RP2-BY1912	←	RP2-BY1913		
↑	RP2-BY1914	↑	RP2-BY1915		

Note: Minimum order of #10 each.

Legends (Stickers) are supplied with the following standard texts, Metal

Description	Reference	Standard Text	Reference	MRP (₹)	Std. Pkg. (No's.)
Start	RM2-BY2303	Stop	RM2-BY2304	7	100
Forward	RM2-BY2305	Reverse	RM2-BY2306		
Up	RM2-BY2307	Down	RM2-BY2308		
On	RM2-BY2311	Off	RM2-BY2312		
Open	RM2-BY2313	Close	RM2-BY2314		
Auto	RM2-BY2315	Hand	RM2-BY2316		
Reset	RM2-BY2323	Inch	RM2-BY2321		
Slow	RM2-BY2327	Fast	RM2-BY2328		
Power On	RM2-BY2326	Emer. Stop	RM2-BY2330		
Right	RM2-BY2309	Left	RM2-BY2310		
O	RM2-BY2146	--	RM2-BY2147		
→	RM2-BY1912	←	RM2-BY1913		
↑	RM2-BY1914	↑	RM2-BY1915		

Note: Minimum order of #10 each.

Operating Heads for Control Stations Without Contact Block and Carrier					
Description	Reference	Operating Handle	MRP (₹)	Std. Pkg. (No's)	Product Picture
Selector 2-Position, Stay Put	RM2-BD2	Standard	156		
Selector 2-Position, Spring Return	RM2-BDR2	Standard			
Selector 3-Position, Stay Put (Centre OFF)	RM2-BD3	Standard			
Selector 3-Position, Spring Return (Centre OFF)	RM2-BDR3	Standard			
Key Selector 2-Position, Stay Put	RM2-BG2	Key removable in L.H. position	212	225	
Key Selector 2-Position, Stay Put	RM2-BG4	Key removable in both positions	225		
Key Selector 2-Position, Stay Put	RM2-BG02	Key removable in R. H. position			
Key Selector 2-Position, Spring Return Stay Put	RM2-BG6	Key removable in L.H. position	238		
Key Selector 3-Position, Stay Put	RM2-BG3	Key removable in centre position			
Key Selector 3-Position, Stay Put	RM2-BG0	Key removable in all positions	238		
Key Selector 3-Position, Stay Put	RM2-BG5	Key removable in L.H. & R.H. position			
Key Selector 3-Position, Stay Put	RM2-BG9	Key removable in L.H. position	250		
Key Selector 3-Position, Stay Put	RM2-BG09	Key removable in R. H. position			
Key Selector 3-Position, Both Side Spring Return	RM2-BG7	Key removable in Centre position			
Mushroom Head with Key Stay Put	RM2-BS141	Key removable in both positions	225	8	

Motor Starters

Agro & Industrial



Anmol Motor Starters

- Conforms to IS 13947-4-1
- DOL starter range: 1HP-15HP
- Auto start DOL starter range: 1HP-15HP
- 1Ø DOL starter range : 0.5HP-3HP
- Automatic star delta starter range: 7.5HP-25HP
- Submersible pump starters range: upto 50HP
- 1Ø Submersible pump starter range: 0.5-5HP



Industrial Motor Starters

- Conforms to IS 13947-4-1
 - 3Ø DOL starter range: 0.50HP-60HP
 - 3Ø Reversing DOL starter range: 0.5HP-20HP
 - 3Ø Star delta starter range: 7.5HP-350HP
- Custom built Starter solutions with incomer MCCB & Electronic Motor Protection Relay
- 3Ø Smart star delta starter range: 20HP-150HP
 - 3Ø Intelligent star delta starter range: 40HP- 350HP
 - 3Ø Intelligent auto transformer starter range: 40HP- 350HP





Anmol Motor Starters for Agri Segment

Single Phase DOL Starter in S.S. Enclosure with 2P Contactor & 2P OLR type LR7D

Reference	Relay Range (Amp)	Std. Power Rating for Single Phase Motor at 220V AC		MRP (₹)	Std. Pkg. (Nos.)
		kW	HP		
BE1-ASA2025MU210	4.0-6.0	0.37	0.5	1095	6
BE1-ASA2025MU212	5.5-8.0	0.55	0.75		
BE1-ASA2025MU214	7.0-10.0	0.75	1		
BE1-ASA2025MU216X	9.0-14.0	1.1	1.5		
BE1-ASA2525MU221	13.0-18.0	1.5	2	1260	
BE1-ASA2525MU222	18.0-25.0	2.2	3		

Submersible Pump Starter

Single Phase Submersible Pump Starter-Economical Standard Model in S.S. Enclosure

incorporating - Single Phase Submersible Pump Starter-Economical Model in S S Enclosure Incorporating 2 Pole Definite Purpose Contactor, Single Pole MCB, Ammeter, ON/OFF Push Button, Motor ON Indicator with provision of terminal for dry run relay



Reference	Std. Power Rating for Single Phase Motor at 220V AC		Capacitor Rating (MFD)	MCB Rating 'C' Curve	MRP (₹)	Std. Pkg. (No's)
	kW	HP				
BE1-SSEDP202U5C16	0.37	0.5	25	16	2830	2
BE1-SSEDP202U5C20	0.55	0.75	36	20		
BE1-SSEDP202U5C25	0.75	1.0	36	25	2980	
BE1-SSEDP202U5C32	1.1	1.5	50	32	3140	
BE1-SSEDP202U5C40	1.5	2.0	36+36	40	3490	

Single Phase Submersible Pump Starter-Economical Deluxe Model in S.S. Enclosure incorporating

Single Phase Submersible Pump Starter-Economical Model in S S Enclosure Incorporating 2 Pole Definite Purpose Contactor, 2 Pole Overload relay type LR7DM, Ammeter, Voltmeter ON/OFF Push Button, Motor ON Indicator with provision of terminal for dry run relay



Reference	Relay Range (Amps)	Std. Power Rating for Single Phase Motor at 220V AC		Capacitor Rating (MFD)		MRP (₹)	Std. Pkg. (No's)
		kW	HP	Run	Start		
BE1-SDEDP202U5210	4.0-6.0	0.37	0.5	25	80/100	2950	2
BE1-SDEDP202U5212	5.5-8.0	0.55	0.75	36	80/100		
BE1-SDEDP202U5214	7.0-10	0.75	1.0	36	100/120	3100	
BE1-SDEDP202U5214D2	7.0-10	0.75	1.0	50	100/120	3100	
BE1-SDEDP202U5216XD2	9.0-14	1.1	1.5	36+36	120/150	3270	
BE1-SDEDP202U5216X	9.0-14	1.1	1.5	50	120/150	3270	
BE1-SDEDP202U5221X	14-22	1.5	2.0	36+36	150/200	3650	

Single Phase Submersible Pump Starter suitable for wide band operating range 160V-260V 50Hz AC



Single Phase Submersible Pump Starter-Deluxe Model in S.S. Enclosure - Heavy duty 2 Pole Contactor, 2P Overload Relay Type LR7D, Supressed scale Voltmeter & Ammeter with provision of terminals for dryrun relay

Reference	Relay Range (Amp)	Std. Power Rating for Single Phase Motor at 220V AC		Capacitor Rating (MFD)		MRP (₹)	Std. Pkg. (No's)
		kW	HP	Run	Start		
BE1-SDA2025MU210	4.0-6.0	0.37	0.5	25	80/100	3240	2
BE1-SDA2025MU212	5.5-8.0	0.55	0.75	36	80/100		
BE1-SDA2025MU214	7.0-10.0	0.75	1	36	100/120	3290	
BE1-SDA2025MU214H	7.0-10.0			50	100/120		
BE1-SDA2025MU216X	9.0-14.0			36	100/120		
BE1-SDA2025MU216XM	9.0-14.0			50	100/120		
BE1-SDA2025MU216XTS	9.0-14.0	1.1	1.5	72	100/120	3520	
BE1-SDA2025MU216XH	9.0-14.0			50	120/150		
BE1-SDA2025MU216XA	9.0-14.0			36+36	120/150		
BE1-SDA2025MU221H	13.0-18.0	1.5	2	120/150	120/150	3895	
BE1-SDA2525MU222	18.0-25.0			50+50	120/150		
BE1-SDA2525MU221X	14.0-22.0			36+36	150/200		
BE1-SDA2525MU221XTS	14.0-22.0			45+45	200/250		
BE1-SDA2525MU222M	18.0-25.0	2.2	3	50+50	150/200	4425	
BE1-SDA2525MU222H	18.0-25.0			50+50	200/250		
BE1-SDA2525MU222TS	18.0-25.0			60+60	200/250		
BE1-SDA4025MU253	23.0-32.0	3.7	5	50+50+50	200/250	6690	

DOL in S.S. Enclosure incorporating - Heavy Duty 4 Pole Contactor type TC1-DX with wide band operating coil, Overload relay type LR3D with manual re-set and yellow flag for trip indication

Reference	Relay Range (Amp)	MRP (₹)	Std. Pkg. (Nos.)
BE1-DXM204■307	1.6-2.5	1840	12
BE1-DXM204■308	2.5-4.0		
BE1-DXM204■310	4.0-6.0		
BE1-DXM204■312	5.5-8.0		
BE1-DXM204■314	7.0-10		
BE1-DXM204■316X	9.0-14	1950	
BE1-DXM204■321	13-18		
BE1-DXM254■321X	14-22	2090	
BE1-DXM254■322	18-25		
BE1-DXM404■353	23-32	4025	

Auto Start DOL Starter in SS Enclosure incorporating - Heavy Duty 4 Pole Contactor type TC1-DX with wide band operating coil, Overload relay type LR3D with manual re-set and yellow flag for trip indication. Electronic Auto Switch for protection against Single Phase, phase reversal & phase unbalance and 3 position selector switch-SPP Auto/SPP Manual/Manual having provision of 6 way terminal block for bottom cable entry

Reference	Relay Range (Amp)	MRP (₹)	Std. Pkg. (Nos.)
BE1-DXSD204■307	1.6-2.5	2900	1
BE1-DXSD204■308	2.5-4.0		
BE1-DXSD204■310	4.0-6.0		
BE1-DXSD204■312	5.5-8.0		
BE1-DXSD204■314	7.0-10		
BE1-DXSD204■316X	9.0-14	3030	
BE1-DXSD204■321	13-18		
BE1-DXSD254■321X	14-22	3245	
BE1-DXSD254■322	18-25		
BE1-DXSD404■353	23-32	5020	

Automatic Star Delta Starter in S.S Enclosure incorporating - Heavy Duty 4 Pole Contactor type TC1-DX with wide band operating coil, Overload relay type LR3D for motor protection & Electronic Star Delta Timer

Reference	Relay Range (Amp)	Std. Power Rating for 3P at 415V		MRP (₹)	Std. Pkg. (Nos.)
		kW	HP		
BE3-DXM204■308	2.5-4.0	3.00	4.00	6850	4
BE3-DXM204■310	4.0-6.0	4.00	5.5		
BE3-DXM204■312	5.5-8.0	5.5	7.5		
BE3-DXM204■314	7.0-10	9	12		
BE3-DXM204■316X	9.0-14	11	15		
BE3-DXM204■321	13.0-18	15	20	7050	
BE3-DXM254■321X	14.0-22	18	25	9100	
BE3-DXM254■322	18.0-25				
BE3-DXM254■353	23.0-32				



Semi Automatic Star Delta Starter in S.S Enclosure incorporating - Heavy Duty 4 Pole Contactor type TC1-DX with wide band operating coil, Overload relay type LR3D for motor protection

Reference	Relay Range (Amp)	Std. Power Rating for 3Phase Motor at 415V		MRP (₹)	Std. Pkg. (Nos.)
		kW	HP		
BE3-DXM204■314SA	7.0~10	9	12	6125	4
BE3-DXM204■316XSA	9.0~14	11	15		
BE3-DXM204■321SA	13.0~18	15	20		
BE3-DXM254■321XSA	14.0~22	18	25	8350	
BE3-DXM254■322SA	18.0~25				
BE3-DXM254■353SA	23.0~32	22.5	30	9500	

Submersible Pump Starter with 3 Position Selector Switch

Submersible Pump Starter DOL - Deluxe Model incorporating - Heavy Duty 4 Pole Contactor type TC1-DX, Overload relay type LR3D, Auto Start Switch, 3 Position selector switch for SPP Auto/SPP Manual / Manual, Voltmeter with Selector Switch, Suppressed scale Ammeter, Motor ON & Trip LED Indicator, TP 'C' curve MCB for short circuit protection



Reference	Relay Range (Amp)	MRP (₹)	Std. Pkg. (Nos.)
BE1-SPSDDX204■308	2.5-4.0	7550	1
BE1-SPSDDX204■310	4.0-6.0		
BE1-SPSDDX204■312	5.5-8.0		
BE1-SPSDDX204■314	7.0-10		
BE1-SPSDDX204■316X	9.0-14		
BE1-SPSDDX204■321	13-18	7750	
BE1-SPSDDX254■321X	14-22	8300	
BE1-SPSDDX254■322	18-25		
BE1-SPSDDX404■353	23-32	8950	
BE1-SPSDDX404■355	28-40		

Submersible Pump Starter DOL - Standard Model incorporating - Heavy Duty 4 Pole Contactor type TC1-DX, Overload relay type LR3D, Auto Start Switch, 3 Position selector switch for SPP Auto/SPP Manual / Manual, Voltmeter, Suppressed scale Ammeter, Motor ON & Trip LED indicator



Reference	Relay Range (Amp)	MRP (₹)	Std. Pkg. (Nos.)
BE1-SPSSDX204■308	2.5-4.0	5350	1
BE1-SPSSDX204■310	4.0-6.0		
BE1-SPSSDX204■312	5.5-8.0		
BE1-SPSSDX204■314	7.0-10		
BE1-SPSSDX204■316X	9.0-14		
BE1-SPSSDX204■321	13-18	5650	
BE1-SPSSDX254■321X	14-22	5900	
BE1-SPSSDX254■322	18-25		
BE1-SPSSDX404■353	23-32	6500	
BE1-SPSSDX404■355	28-40		

Submersible Pump Starter Automatic Star Delta - Deluxe Model incorporating - Heavy Duty 4 Pole Contactor type TC1-DX, Overload relay type LR3D, Auto Start Switch, 3 Position selector switch for SPP Auto/SPP Manual / Manual, Voltmeter with Selector Switch, Suppressed scale Ammeter, RYB LED Indicator Motor ON & Trip LED Indicator, TP 'C' curve MCB for short circuit protection



Reference	Relay Range (Amp)	MRP (₹)	Std. Pkg. (Nos.)
BE3-SPSDDX204■308	2.5-4.0	12300	1
BE3-SPSDDX204■310	4.0-6.0		
BE3-SPSDDX204■312	5.5-8.0		
BE3-SPSDDX204■314	7.0-10		
BE3-SPSDDX204■316X	9.0-14		
BE3-SPSDDX204■321	13-18	12500	
BE3-SPSDDX254■321X	14-22	13750	
BE3-SPSDDX254■322	18-25		
BE3-SPSDDX254■353	23-32	14350	
BE3-SPSDDX404■355	28-40		
BE3-SPSDDX404■357	38-50	20300	
BE3-SPSDD6335NW359*	48-57	32250	
BE3-SPSDD8035NW361*	57-66	33650	

*Wide band Coil NW has operating range 250-440V AC

Submersible Pump Starter Automatic Star Delta - Standard Model incorporating - Heavy Duty 4 Pole Contactor type TC1-DX, Overload relay type LR3D, Auto Start Switch, 3 Position selector switch for SPP Auto/ SPP Manual / Manual, Voltmeter with Selector Switch, Suppressed scale Ammeter, Motor ON & Trip LED indicator



Reference	Relay Range (Amp)	MRP (₹)	Std. Pkg. (Nos.)
BE3-SPSSDX204■308	2.5-4.0	10400	1
BE3-SPSSDX204■310	4.0-6.0		
BE3-SPSSDX204■312	5.5-8.0		
BE3-SPSSDX204■314	7.0-10		
BE3-SPSSDX204■316X	9.0-14	10950	
BE3-SPSSDX204■321	13-18		
BE3-SPSSDX254■321X	14-22	11200	
BE3-SPSSDX254■322	18-25		
BE3-SPSSDX254■353	23-32	11750	
BE3-SPSSDX404■355	28-40	14000	
BE3-SPSSDX404■357	38-50	18500	
BE3-SPSSD6335NW359*	48-57	31500	
BE3-SPSSD8035NW361*	57-66	33000	

*Wide band Coil NW has operating range 250-440V AC

Thermal Overload Relays 3 Pole type LR3D-Direct Mounting



Reference	Relay Range (Amp)	MRP (₹)	Std. Pkg. (Nos.)
LR3D09307	1.60-2.50	980	1
LR3D09308	2.5-4.0		
LR3D09310	4.0-6.0		
LR3D09312	5.5-8.0		
LR3D09314	7.0-10		
LR3D12316X	9.0-14	1055	
LR3D16321	13-18	1070	
LR3D16321X	14-22		
LR3D25322	18-25		

Thermal Overload Relays 2 Pole type LR7D (Direct Mounting) & LR7DM



Reference	Relay Range (Amp)	MRP (₹)	Std. Pkg. (Nos.)
LR7D09207	1.60-2.50	555	1
LR7D09208	2.5-4.0		
LR7D09210 / LR7D09210M	4.0-6.0		
LR7D09212 / LR7D09212M	5.5-8.0		
LR7D09214 / LR7D09214M	7.0-10		
LR7D12216X / LR7D12216XM	9.0-14		
LR7D16221	13-18	640	
LR7D16221X / LR7D16221XM	14-22		
LR7D25222	18-25		
LR7D32253	23-32	950	

How to order Starter

- Complete the code by replacing the black square (■) by the letter(s) corresponding to the Coil Voltage selected.
- Starters / Submersible Pump Starter selection should be based on the FLC of Pump/Motor & Coil Voltage required as per installation.
- Anmol Starters should be ordered in standard packing for each model.

Coil Voltage Codes (Standard) for Submersible Pump Starter/DOL/Auto DOL Starter

** Anmol Starters portfolio available in the above standard coil voltage only.

Wide operating band encapsulated coils with its operating range.

	Voltage	
Coil Voltage (AC) 50Hz	190-400	250-450
Coil Code**	Q	N

Anmol Motor Starter Spares

Description	Reference	MRP (₹)	Std. Pkg. (No's.)
2P Contactor NO Volt Coil 220/240V	AX1-D2 MU	260	1
4P Contactor NO Volt Coil 380V	TX-1D20 Q or N	230	
Pneumatic SD Timer (1-30 Sec)	TA2-DS2	1460	
Electronic SD Timer (1-30 Sec)	TCET030SD415VAC	1160	
Start NO Block	LA9-D09906	130	
Front mounted Aux. Contact block 2 NO for 2P Contactor	LA1-D20A	160	1
Front mounted Aux. Contact block 1NO+1NC for 4P Contactor	TA1-DN11A	160	1
ON Indicating Lamp (Green)	RCB7IVL74-415V	122	10
TRIP Indicating Lamp (Red)	RCB7IVL73-415V		
R Phase LED indicating Lamp	RCB7IVL74-240V		
Y Phase LED indicating Lamp	RCB7IVL78-240V		
B Phase LED indicating Lamp	RCB7IVL76-240V		
Terminal Block, 2 way, 15A	TB2W15A	70	10
Terminal Block, 3 way, 60A	TB3W60A	210	
Terminal Block, 6 way, 60A	TB6W60A	230	
Contactor Extension Block for SDS	EXT01	140	10
Relay Extension Block for SDS	EXT02		
Connector Assy. for Autoswitch (BE1-DXS)	CASPP	100	10
Voltage Selector Switch	SPVSS10	170	1
Ammeter (0-20...120A)	AM20A	375	1
Ammeter (0-50...300A)	AM50A		
Ammeter (0-75/5A)	AM755	430	1
Ammeter (0-100/5A)	AM1005		
Voltmeter (0-500V)	VM500	400	1
Ammeter (0-10...60A)	AM10A	375	1
Ammeter (0-15...90A)	AM15A		
Ammeter (0-25...150A)	AM25A	375	1
Voltmeter (0-300V)	VM300		
Terminal Block, 3 way, 30A	TB3W30A	210	1
Single Phase Preventor	TCAS045	1550	1
Mounting kit for OLR type LR7DM	LA7D0964M	170	1

Motor Starters for Industrial Segment Conforming IS13947-4

Industrial Motor starter - Type DX-P



Heavy Duty DOL Starter Type DX-P with robust 4 Pole Contactor & LR1D OLR in S.S. enclosure					
Std. Power Rating for 3Ph. Motor at 415V		Reference	Relay LR1D Range Amps	MRP (₹)	Std. Pkg. (No's)
HP	kW				
1.5	1.1	BE1-DXP204■307	1.6-2.5	2000	4
2.0	1.5	BE1-DXP204■308	2.5-4.0		
3	2.2	BE1-DXP204■310	4.0-6.0		
5	3.7	BE1-DXP204■312	5.5-8.0		
5.5	4.0	BE1-DXP204■314	7-10		
7.5	5.5	BE1-DXP204■316X	9-14	2130	
12	9	BE1-DXP204■321	13-18		
15	11	BE1-DXP254■321XH	14-22	2260	
		BE1-DXP254■322	18-25		
25	18	BE1-DXP404■353	23-32	4025	



Heavy Duty Automatic Star Delta Starter Type DX-P with robust 4 Pole Contactor & LR1D OLR, Electronic Star Delta Timer in S.S. enclosure					
Std. Power Rating for 3Ph. Motor at 415V		Reference	Relay LR1D Range Amps	MRP (₹)	Std. Pkg. (No's)
HP	kW				
7.5	5.5	BE3-DXP204■312	5.5-8.0	7300	2
12	9	BE3-DXP204■314	7.0-10		
15	11	BE3-DXP204■316X	9-14		
20	15	BE3-DXP204■321	13-18	7650	
		BE3-DXP254■321XH	14-22		
25	18	BE3-DXP254■322	18-25	8900	
30	22	BE3-DXP254■353	23-32	10750	

AC Coil Voltage Codes (Standard) for Heavy Duty Industrial Starter Type DX-P

Industrial Starter	Voltage		
BE1-DXP	220	190-400#	250-450#
BE3-DXP	-	190-400#	250-450#
Coil Code	M	Q	N

Industrial Starters are available in the above wide band operating range Standard coil voltages.

Industrial Motor Starter with D range Contactor & LR1D Overload Relay



DOL Starter with D range Contactor & LR1D OLR in Plastic Enclosure					
Std. Power Rating for 3Ph. Motor at 415V		Reference	Relay Range Amps	MRP (₹)	Std. Pkg. (No's)
HP	kW				
0.5	0.37	LE1-D173■305	0.63-1.00	1780	1
0.75	0.55	LE1-D173■306	1.0-1.60		
1.5	1.1	LE1-D173■307	1.60-2.50		
2	1.5	LE1-D173■308	2.50 - 4.00		
3	2.2	LE1-D173■310	4.00 - 6.00		
5	3.7	LE1-D173■312	5.50 - 8.00		
7.5	5.5	LE1-D173■316X	9.0 - 14.0		
12	9	LE1-D253■321	13.0 - 18.0	4150	
15	11	LE1-D253■322	18.0 - 25.0		

Motor Starters for Industrial Segment Conforming IS13947-4

DOL Starter with D range Contactor & LR1D OLR in S.S. Enclosure					
Std. Power Rating for 3 Ph. Motor at 415V		Reference	Relay Range Amps	MRP (₹)	Std. Pkg. (No's)
HP	kW				
0.5	0.37	BE1-D1735■305	0.63-1.00	1780	1
0.75	0.55	BE1-D1735■306	1.0-1.60		
1.5	1.1	BE1-D1735■307	1.60-2.50		
2	1.50	BE1-D1735■308	2.50-4.0		
3	2.2	BE1-D1735■310	4.00-6.00		
5	3.7	BE1-D1735■312	5.50-8.00		
7.5	5.5	BE1-D1735■316X	9.0-14.0		
12	9	BE1-D2535■321	13.0-18.0	4150	
15	11	BE1-D2535■322	18.0-25.0		
20	15	BE1-D3235■353	23.0-32.0	7000	
30	22	BE1-D4035■355	28.0-40.0	10650	
35	25	BE1-D5035■357	38.0-50.0	10800	
40	30	BE1-D6335■359	48.0-70.0	11500	

Reversing Starter with D range Contactor & LR1D OLR in S.S Enclosure					
Std. Power Rating for 3 Ph. Motor at 415V		Reference	Relay Range Amps	MRP (₹)	Std. Pkg. (No's)
HP	kW				
0.5	0.37	BE2-D1735■305	0.63-1.00	7100	1
0.75	0.55	BE2-D1735■306	1.0-1.60		
1.5	1.1	BE2-D1735■307	1.60-2.50		
2.0	1.5	BE2-D1735■308	2.50-4.00		
3.0	2.2	BE2-D1735■310	4.00-6.00		
5.0	3.7	BE2-D1735■312	5.50-8.00		
5.5	4.0	BE2-D1735■314	7.00-10.0		
7.5	5.5	BE2-D1735■316X	9.0-14.0	8650	
12.0	9.0	BE2-D2535■321	13.0-18.0		
15.0	11.0	BE2-D2535■322	18.0-25.0	9200	
20.0	15.0	BE2-D3235■353	23.0-32.0	14300	

Automatic Star Delta Starter with D range Contactor, LR1D OLR & Electronic Star Delta Timer					
Std. Power Rating for 3 Ph. Motor at 415V		Reference	Relay Range Amps	MRP (₹)	Std. Pkg. (No's)
kW	HP				
3	4	BE3-D1735■308	2.5-4.0	7350	1
4	5.5	BE3-D1735■310	4.0-6.0		
5.5	7.5	BE3-D1735■312	5.5 ~ 8.0		
9	12	BE3-D1735■314	7.0 ~ 10.0		
11	15	BE3-D1735■316X	9.0 ~ 14.0	7430	
15	20	BE3-D2235■321	13.0 ~ 18.0		
18	25	BE3-D2535■322	18.0 ~ 25.0	9000	
22	30	BE3-D3235■322	18.0 ~ 25.0	16700	
25	35	BE3-D3235■353	23.0 ~ 32.0		
30	40	BE3-D4035■355	30.0 ~ 40.0	19800	
37	50	BE3-D5035■355	30.0 ~ 40.0	25500	
51	70	BE3-D6335■359	48.0 ~ 57.0	44000	
59	80	BE3-D8035N 361	57.0 ~ 66.0	47500	
75	100	BE3-F115 363	66.0 ~ 80.0	61500	
90	125	BE3-F115N105	65.0 ~ 105.0		
110	150	BE3-F150N125	80.0 ~ 125.0	69500	
132	180	☒ BE3-F185N160	100.0-160.0	119000	
160	220	☒ BE3-F185N200	125.0-200.0		
200	270	☒ BE3-F265N250	160.0-250.0	125000	
220	300	☒ BE3-F330N315	200.0-315.0	135000	
260	350	☒ BE3-F330S315	200.0-315.0		

☒ Non Stockable item

Motor Starters for Industrial Segment Conforming IS13947-4

Semi-Automatic Star Delta Starter with D range Contactor, LR1D OLR					
Std. Power Rating for 3 Ph. Motor at 415V		Reference	Relay Range Amps	MRP (₹)	Std. Pkg. (No's)
kW	HP				
3	4	BE3-D1735■308SA	2.5 ~ 4.0	5750	1
4	5.5	BE3-D1735■310SA	4.0 ~ 6.0		
5.5	7.5	BE3-D1735■312SA	5.5 ~ 8.0		
9	12	BE3-D1735■314SA	7.0 ~ 10.0		
11	15	BE3-D1735■316XSA	9.0 ~ 14.0	8200	
15	20	BE3-D2535■321SA	13.0 ~ 18.0		
18	25	BE3-D2535■322SA	18.0 ~ 25.0		

Coil Voltage Codes (Standard) for DOL Starters with D range Contactor		
Motor Starter	Voltage	
BE1-D/LE1-D	220V	415V
Coil Code	UW	N

** DOL Motor Starter are available only in the above Standard Coil Voltages.

Coil Voltage Codes (Standard) for DOL & Star Delta Starters with D range Contactor		
Motor Starter	Voltage	
BE1-D / BE2-D / BE3-D / BE3-F	380#	415
Coil Code	NW	N

Wide Band Coil available for Star Delta Starters upto 40HP only.

How to order Industrial Starter:


- (i) Complete the code by replacing the blue square (■) by the letter(s) corresponding to the Coil Voltage selected.
- (ii) Industrial DOL Starters should be selected based on the FLC of Pump/Motor & Coil Voltage required.

How to order Star Delta Starter:

- (i) Complete the code by replacing the blue square (■) by the letter(s) corresponding to the Coil Voltage selected.
- (ii) Star Delta starters should be selected based on the FLC of the Pump/Motor phase current (Motor FLC X 0.58) & Coil Voltage required.

Custom Built Motor Starters Solutions

- **Smart Start Delta Starter rating 40 HP to 150 HP 3 Phase 415V AC**
 - Incomer 3 Pole MCCB, 10-25kA
 - Selection of liberal D range, air break Contactor
 - Electronic motor protection relay with built-in feature having pause of 0.30 sec for motor protection against single phasing
 - Electronic Star Delta Timer
 - Housed in free standing IP 54 sheet steel enclosure with bottom cable entry
 - Optional facility: Water Level Controller also available
- **Intelligent Star Delta Starter rating 40 HP to 350 HP 3 Phase 415V AC**
 - Incomer 3 Pole MCCB, 10-25kA
 - Selection of liberal D range, air break Contactor
 - Digital motor protection Relay type mPro100 with 7 segment display to assure complete motor protection against over-load, phase loss, under current, unbalance, motor stall, earth fault, locked rotar
 - Electronic Star Delta Timer
 - Housed in free standing IP 54 sheet steel enclosure with bottom cable entry
- **Intelligent Auto Transformer Starter rating 40 HP to 350 HP 3 Phase 415V AC (closed transition)**
 - Incomer 3 Pole MCCB, 10-25kA
 - Selection of liberal D range, air break Contactor
 - Digital motor protection Relay type mPro100 with 7 segment display to assure complete motor protection against over-load, phase loss, under current, unbalance, motor stall, earth fault, lock rotar
 - Auto Transformer, air cooled, 6 starts/hours with built-in thermister having tapping at 50%, 60% & 80% of the rated voltage
 - Electronic Timer for changeover function
 - Housed in free standing IP 54 sheet steel enclosure with bottom cable entry



PVC Insulated Industrial Cables

- Single Core Flame Retardant Cables (FR)
- Single Core Flame Retardant Low Smoke Cables (FRLS)
- Single Core Zero Halogen Low Smoke Cables (ZHLS)
- Single Core Heat Resistant Cables (HR)
- Single Core Flexible Cables (FR)
- Multi Core Circular Flexible Cables
- Three Core Flat Submersible Cables
- Switchboard / Telephone Cables
- Co-Axial Cables



Final Power Distribution Components



Miniature Circuit Breakers



Isolators



MCB Type Changeover Switch



Distribution Boards



Cable End Boxes



Plug & Socket DBs




MCB Enclosures

WiNtrip2 Miniature Circuit Breaker


IS/IEC60898-1-2002




C M / L - 8 8 8 5 7 1 6



Two stage easy snapping device for Din Rail Mounting



Bi-connect terminals for Cable and Busbar



B-Series

Lighting & Distribution with no Surge Current



Current rating (Amps.)	Product Code	MRP (₹)	Std. Pkg. (Nos.)
1 Pole			
6	CSMBS1B6	180	12
10	CSMBS1B10	180	
16	CSMBS1B16	180	
20	CSMBS1B20	180	
25	CSMBS1B25	180	
32	CSMBS1B32	180	
40	CSMBS1B40	403	
50	CSMBS1B50	482	
63	CSMBS1B63	482	

Current rating (Amps.)	Product Code	MRP (₹)	Std. Pkg. (Nos.)
3 Pole			
6	CSMBS3B6	882	4
10	CSMBS3B10	882	
16	CSMBS3B16	882	
20	CSMBS3B20	882	
25	CSMBS3B25	882	
32	CSMBS3B32	882	
40	CSMBS3B40	1277	
50	CSMBS3B50	1405	
63	CSMBS3B63	1405	

Current rating (Amps.)	Product Code	MRP (₹)	Std. Pkg. (Nos.)
1 Pole + N			
6	CSMBS1B6N	529	6
10	CSMBS1B10N	529	
16	CSMBS1B16N	529	
20	CSMBS1B20N	529	
25	CSMBS1B25N	529	
32	CSMBS1B32N	529	
40	CSMBS1B40N	771	
50	CSMBS1B50N	861	
63	CSMBS1B63N	861	

Current rating (Amps.)	Product Code	MRP (₹)	Std. Pkg. (Nos.)
3 Pole + N			
6	CSMBS3B6N	1194	3
10	CSMBS3B10N	1194	
16	CSMBS3B16N	1194	
20	CSMBS3B20N	1194	
25	CSMBS3B25N	1194	
32	CSMBS3B32N	1194	
40	CSMBS3B40N	1612	
50	CSMBS3B50N	1791	
63	CSMBS3B63N	1791	



Current rating (Amps.)	Product Code	MRP (₹)	Std. Pkg. (Nos.)
2 Pole			
6	CSMBS2B6	587	6
10	CSMBS2B10	587	
16	CSMBS2B16	587	
20	CSMBS2B20	587	
25	CSMBS2B25	587	
32	CSMBS2B32	587	
40	CSMBS2B40	822	
50	CSMBS2B50	983	
63	CSMBS2B63	983	

Current rating (Amps.)	Product Code	MRP (₹)	Std. Pkg. (Nos.)
4 Pole			
6	CSMBS4B6	1327	3
10	CSMBS4B10	1327	
16	CSMBS4B16	1327	
20	CSMBS4B20	1327	
25	CSMBS4B25	1327	
32	CSMBS4B32	1327	
40	CSMBS4B40	1762	
50	CSMBS4B50	1889	
63	CSMBS4B63	1889	

WiNtrip2 Miniature Circuit Breaker

IS/IEC60898-1-2002



C M / L - 8 8 8 5 7 1 6

C-Series

Inductive load with surge current - Motor Circuit Applications



Current rating (Amps.)	Product Code	MRP (₹)	Std. Pkg. (Nos.)
1 Pole			
0.5	CSMBS1C0.5	298	12
1	CSMBS1C1	298	
2	CSMBS1C2	298	
3	CSMBS1C3	298	
4	CSMBS1C4	298	
5	CSMBS1C5	298	
6	CSMBS1C6	195	
10	CSMBS1C10	195	
16	CSMBS1C16	195	
20	CSMBS1C20	195	
25	CSMBS1C25	195	
32	CSMBS1C32	195	
40	CSMBS1C40	406	
50	CSMBS1C50	488	
63	CSMBS1C63	488	

Current rating (Amps.)	Product Code	MRP (₹)	Std. Pkg. (Nos.)
3 Pole			
0.5	CSMBS3C0.5	1040	4
1	CSMBS3C1	1040	
2	CSMBS3C2	1040	
3	CSMBS3C3	1040	
4	CSMBS3C4	1040	
5	CSMBS3C5	1040	
6	CSMBS3C6	932	
10	CSMBS3C10	932	
16	CSMBS3C16	932	
20	CSMBS3C20	932	
25	CSMBS3C25	932	
32	CSMBS3C32	932	
40	CSMBS3C40	1326	
50	CSMBS3C50	1471	
63	CSMBS3C63	1471	



Current rating (Amps.)	Product Code	MRP (₹)	Std. Pkg. (Nos.)
1 Pole + N			
0.5	CSMBS1C0.5N	668	6
1	CSMBS1C1N	668	
2	CSMBS1C2N	668	
3	CSMBS1C3N	668	
4	CSMBS1C4N	668	
5	CSMBS1C5N	668	
6	CSMBS1C6N	604	
10	CSMBS1C10N	604	
16	CSMBS1C16N	604	
20	CSMBS1C20N	604	
25	CSMBS1C25N	604	
32	CSMBS1C32N	604	
40	CSMBS1C40N	799	
50	CSMBS1C50N	922	
63	CSMBS1C63N	922	

Current rating (Amps.)	Product Code	MRP (₹)	Std. Pkg. (Nos.)
3 Pole + N			
0.5	CSMBS3C0.5N	1400	3
1	CSMBS3C1N	1400	
2	CSMBS3C2N	1400	
3	CSMBS3C3N	1400	
4	CSMBS3C4N	1400	
5	CSMBS3C5N	1400	
6	CSMBS3C6N	1212	
10	CSMBS3C10N	1212	
16	CSMBS3C16N	1212	
20	CSMBS3C20N	1212	
25	CSMBS3C25N	1212	
32	CSMBS3C32N	1212	
40	CSMBS3C40N	1696	
50	CSMBS3C50N	1834	
63	CSMBS3C63N	1834	

Current rating (Amps.)	Product Code	MRP (₹)	Std. Pkg. (Nos.)
2 Pole			
0.5	CSMBS2C0.5	769	6
1	CSMBS2C1	769	
2	CSMBS2C2	769	
3	CSMBS2C3	769	
4	CSMBS2C4	769	
5	CSMBS2C5	769	
6	CSMBS2C6	612	
10	CSMBS2C10	612	
16	CSMBS2C16	612	
20	CSMBS2C20	612	
25	CSMBS2C25	612	
32	CSMBS2C32	612	
40	CSMBS2C40	875	
50	CSMBS2C50	1004	
63	CSMBS2C63	1004	

Current rating (Amps.)	Product Code	MRP (₹)	Std. Pkg. (Nos.)
4 Pole			
0.5	CSMBS4C0.5	1569	3
1	CSMBS4C1	1569	
2	CSMBS4C2	1569	
3	CSMBS4C3	1569	
4	CSMBS4C4	1569	
5	CSMBS4C5	1569	
6	CSMBS4C6	1346	
10	CSMBS4C10	1346	
16	CSMBS4C16	1346	
20	CSMBS4C20	1346	
25	CSMBS4C25	1346	
32	CSMBS4C32	1346	
40	CSMBS4C40	1791	
50	CSMBS4C50	1961	
63	CSMBS4C63	1961	

WiNtrip2 Miniature Circuit Breaker
IS/IEC60898-1-2002
D-Series

High Inductive Load & High Inrush Current



Current rating (Amps.)	Product Code	MRP (₹)	Std. Pkg. (Nos.)
1 Pole			
0.5	<input checked="" type="checkbox"/> CSMBS1D0.5	319	12
1	<input checked="" type="checkbox"/> CSMBS1D1	319	
2	<input checked="" type="checkbox"/> CSMBS1D2	319	
3	<input checked="" type="checkbox"/> CSMBS1D3	319	
4	<input checked="" type="checkbox"/> CSMBS1D4	319	
5	<input checked="" type="checkbox"/> CSMBS1D5	319	
6	<input checked="" type="checkbox"/> CSMBS1D6	278	
10	<input checked="" type="checkbox"/> CSMBS1D10	278	
16	<input checked="" type="checkbox"/> CSMBS1D16	278	
20	<input checked="" type="checkbox"/> CSMBS1D20	278	
25	<input checked="" type="checkbox"/> CSMBS1D25	278	
32	<input checked="" type="checkbox"/> CSMBS1D32	278	
40	<input checked="" type="checkbox"/> CSMBS1D40	482	
50	<input checked="" type="checkbox"/> CSMBS1D50	519	
63	<input checked="" type="checkbox"/> CSMBS1D63	519	



Current rating (Amps.)	Product Code	MRP (₹)	Std. Pkg. (Nos.)
1 Pole + N			
0.5	<input checked="" type="checkbox"/> CSMBS1D0.5N	861	6
1	<input checked="" type="checkbox"/> CSMBS1D1N	861	
2	<input checked="" type="checkbox"/> CSMBS1D2N	861	
3	<input checked="" type="checkbox"/> CSMBS1D3N	861	
4	<input checked="" type="checkbox"/> CSMBS1D4N	861	
5	<input checked="" type="checkbox"/> CSMBS1D5N	861	
6	<input checked="" type="checkbox"/> CSMBS1D6N	683	
10	<input checked="" type="checkbox"/> CSMBS1D10N	683	
16	<input checked="" type="checkbox"/> CSMBS1D16N	683	
20	<input checked="" type="checkbox"/> CSMBS1D20N	683	
25	<input checked="" type="checkbox"/> CSMBS1D25N	683	
32	<input checked="" type="checkbox"/> CSMBS1D32N	683	
40	<input checked="" type="checkbox"/> CSMBS1D40N	1010	
50	<input checked="" type="checkbox"/> CSMBS1D50N	1097	
63	<input checked="" type="checkbox"/> CSMBS1D63N	1097	



Current rating (Amps.)	Product Code	MRP (₹)	Std. Pkg. (Nos.)
2 Pole			
0.5	<input checked="" type="checkbox"/> CSMBS2D0.5	924	6
1	<input checked="" type="checkbox"/> CSMBS2D1	924	
2	<input checked="" type="checkbox"/> CSMBS2D2	924	
3	<input checked="" type="checkbox"/> CSMBS2D3	924	
4	<input checked="" type="checkbox"/> CSMBS2D4	924	
5	<input checked="" type="checkbox"/> CSMBS2D5	924	
6	<input checked="" type="checkbox"/> CSMBS2D6	705	
10	<input checked="" type="checkbox"/> CSMBS2D10	705	
16	<input checked="" type="checkbox"/> CSMBS2D16	705	
20	<input checked="" type="checkbox"/> CSMBS2D20	705	
25	<input checked="" type="checkbox"/> CSMBS2D25	705	
32	<input checked="" type="checkbox"/> CSMBS2D32	705	
40	<input checked="" type="checkbox"/> CSMBS2D40	1050	
50	<input checked="" type="checkbox"/> CSMBS2D50	1134	
63	<input checked="" type="checkbox"/> CSMBS2D63	1134	

Current rating (Amps.)	Product Code	MRP (₹)	Std. Pkg. (Nos.)
3 Pole			
0.5	<input checked="" type="checkbox"/> CSMBS3D0.5	1362	4
1	<input checked="" type="checkbox"/> CSMBS3D1	1362	
2	<input checked="" type="checkbox"/> CSMBS3D2	1362	
3	<input checked="" type="checkbox"/> CSMBS3D3	1362	
4	<input checked="" type="checkbox"/> CSMBS3D4	1362	
5	<input checked="" type="checkbox"/> CSMBS3D5	1362	
6	<input checked="" type="checkbox"/> CSMBS3D6	1060	
10	<input checked="" type="checkbox"/> CSMBS3D10	1060	
16	<input checked="" type="checkbox"/> CSMBS3D16	1060	
20	<input checked="" type="checkbox"/> CSMBS3D20	1060	
25	<input checked="" type="checkbox"/> CSMBS3D25	1060	
32	<input checked="" type="checkbox"/> CSMBS3D32	1060	
40	<input checked="" type="checkbox"/> CSMBS3D40	1627	
50	<input checked="" type="checkbox"/> CSMBS3D50	1639	
63	<input checked="" type="checkbox"/> CSMBS3D63	1639	

Current rating (Amps.)	Product Code	MRP (₹)	Std. Pkg. (Nos.)
3 Pole + N			
0.5	<input checked="" type="checkbox"/> CSMBS3D0.5N	1734	3
1	<input checked="" type="checkbox"/> CSMBS3D1N	1734	
2	<input checked="" type="checkbox"/> CSMBS3D2N	1734	
3	<input checked="" type="checkbox"/> CSMBS3D3N	1734	
4	<input checked="" type="checkbox"/> CSMBS3D4N	1734	
5	<input checked="" type="checkbox"/> CSMBS3D5N	1734	
6	<input checked="" type="checkbox"/> CSMBS3D6N	1592	
10	<input checked="" type="checkbox"/> CSMBS3D10N	1592	
16	<input checked="" type="checkbox"/> CSMBS3D16N	1592	
20	<input checked="" type="checkbox"/> CSMBS3D20N	1592	
25	<input checked="" type="checkbox"/> CSMBS3D25N	1592	
32	<input checked="" type="checkbox"/> CSMBS3D32N	1592	
40	<input checked="" type="checkbox"/> CSMBS3D40N	1762	
50	<input checked="" type="checkbox"/> CSMBS3D50N	1876	
63	<input checked="" type="checkbox"/> CSMBS3D63N	1876	

Current rating (Amps.)	Product Code	MRP (₹)	Std. Pkg. (Nos.)
4 Pole			
0.5	<input checked="" type="checkbox"/> CSMBS4D0.5	1795	3
1	<input checked="" type="checkbox"/> CSMBS4D1	1795	
2	<input checked="" type="checkbox"/> CSMBS4D2	1795	
3	<input checked="" type="checkbox"/> CSMBS4D3	1795	
4	<input checked="" type="checkbox"/> CSMBS4D4	1795	
5	<input checked="" type="checkbox"/> CSMBS4D5	1795	
6	<input checked="" type="checkbox"/> CSMBS4D6	1650	
10	<input checked="" type="checkbox"/> CSMBS4D10	1650	
16	<input checked="" type="checkbox"/> CSMBS4D16	1650	
20	<input checked="" type="checkbox"/> CSMBS4D20	1650	
25	<input checked="" type="checkbox"/> CSMBS4D25	1650	
32	<input checked="" type="checkbox"/> CSMBS4D32	1650	
40	<input checked="" type="checkbox"/> CSMBS4D40	1868	
50	<input checked="" type="checkbox"/> CSMBS4D50	1989	
63	<input checked="" type="checkbox"/> CSMBS4D63	1989	

 Non Stockable item

WiNtrip2 Miniature Circuit Breaker
IS/IEC60898-2-2002
DC-Series


Current rating (Amps.)	Reference	MRP (₹)	Std. Pkg. (Nos.)
1 Pole			
0.5	☒ CSMBS1DC0.5	360	12
1	☒ CSMBS1DC1	360	
2	☒ CSMBS1DC2	360	
3	☒ CSMBS1DC3	360	
4	☒ CSMBS1DC4	360	
5	☒ CSMBS1DC5	360	
6	☒ CSMBS1DC6	329	
10	☒ CSMBS1DC10	329	
16	☒ CSMBS1DC16	329	
20	☒ CSMBS1DC20	329	
25	☒ CSMBS1DC25	329	
32	☒ CSMBS1DC32	329	
40	☒ CSMBS1DC40	451	
50	☒ CSMBS1DC50	551	
63	☒ CSMBS1DC63	551	

Current rating (Amps.)	Reference	MRP (₹)	Std. Pkg. (Nos.)
2 Pole			
0.5	☒ CSMBS2DC0.5	829	6
1	☒ CSMBS2DC1	829	
2	☒ CSMBS2DC2	829	
3	☒ CSMBS2DC3	829	
4	☒ CSMBS2DC4	829	
5	☒ CSMBS2DC5	829	
6	☒ CSMBS2DC6	636	
10	☒ CSMBS2DC10	636	
16	☒ CSMBS2DC16	636	
20	☒ CSMBS2DC20	636	
25	☒ CSMBS2DC25	636	
32	☒ CSMBS2DC32	636	
40	☒ CSMBS2DC40	943	
50	☒ CSMBS2DC50	1012	
63	☒ CSMBS2DC63	1012	

WiNtrip2 Isolator


Current rating (Amps.)	Reference	MRP (₹)	Std. Pkg. (Nos.)
1 Pole			
25	CSMBS1ISO25	221	12
40	CSMBS1ISO40	256	
63	CSMBS1ISO63	287	
80	CSMBS1ISO80	358	
100	CSMBS1ISO100	418	
125	CSMBS1ISO125	496	
2 Pole			
25	CSMBS2ISO25	363	6
40	CSMBS2ISO40	386	
63	CSMBS2ISO63	498	
80	CSMBS2ISO80	641	
100	CSMBS2ISO100	646	
125	CSMBS2ISO125	704	

IS/IEC60947-3

Current rating (Amps.)	Reference	MRP (₹)	Std. Pkg. (Nos.)
3 Pole			
25	CSMBS3ISO25	663	4
40	CSMBS3ISO40	735	
63	CSMBS3ISO63	819	
80	CSMBS3ISO80	987	
100	CSMBS3ISO100	998	
125	CSMBS3ISO125	1024	
4 Pole			
25	CSMBS4ISO25	716	3
40	CSMBS4ISO40	882	
63	CSMBS4ISO63	914	
80	CSMBS4ISO80	1162	
100	CSMBS4ISO100	1166	
125	CSMBS4ISO125	1223	


☒ Non Stockable item

WiNtrip Miniature Circuit Breaker

IS/IEC60898-1-2002



C M / L - 8 8 8 5 7 1 6



Two stage easy snapping device for Din Rail Mounting



Bi-connect terminals for Cable and Busbar

B-Series

Lighting & Distribution with no Surge Current



Current rating (Amps.)	Product Code	MRP (₹)	Std. Pkg. (Nos.)
1 Pole			
6	CSMB1B6	195	12
10	CSMB1B10	195	
16	CSMB1B16	195	
20	CSMB1B20	195	
25	CSMB1B25	195	
32	CSMB1B32	195	
40	CSMB1B40	439	
50	CSMB1B50	515	
63	CSMB1B63	515	

Current rating (Amps.)	Product Code	MRP (₹)	Std. Pkg. (Nos.)
1 Pole + N			
6	CSMB1B6N	567	6
10	CSMB1B10N	567	
16	CSMB1B16N	567	
20	CSMB1B20N	567	
25	CSMB1B25N	567	
32	CSMB1B32N	567	
40	CSMB1B40N	842	
50	CSMB1B50N	940	
63	CSMB1B63N	940	



Current rating (Amps.)	Product Code	MRP (₹)	Std. Pkg. (Nos.)
2 Pole			
6	CSMB2B6	637	6
10	CSMB2B10	637	
16	CSMB2B16	637	
20	CSMB2B20	637	
25	CSMB2B25	637	
32	CSMB2B32	637	
40	CSMB2B40	886	
50	CSMB2B50	1048	
63	CSMB2B63	1048	

Current rating (Amps.)	Product Code	MRP (₹)	Std. Pkg. (Nos.)
3 Pole			
6	CSMB3B6	972	4
10	CSMB3B10	972	
16	CSMB3B16	972	
20	CSMB3B20	972	
25	CSMB3B25	972	
32	CSMB3B32	972	
40	CSMB3B40	1404	
50	CSMB3B50	1512	
63	CSMB3B63	1512	

Current rating (Amps.)	Product Code	MRP (₹)	Std. Pkg. (Nos.)
3 Pole + N			
6	CSMB3B6N	1318	3
10	CSMB3B10N	1318	
16	CSMB3B16N	1318	
20	CSMB3B20N	1318	
25	CSMB3B25N	1318	
32	CSMB3B32N	1318	
40	CSMB3B40N	1771	
50	CSMB3B50N	1971	
63	CSMB3B63N	1971	

Current rating (Amps.)	Product Code	MRP (₹)	Std. Pkg. (Nos.)
4 Pole			
6	CSMB4B6	1436	3
10	CSMB4B10	1436	
16	CSMB4B16	1436	
20	CSMB4B20	1436	
25	CSMB4B25	1436	
32	CSMB4B32	1436	
40	CSMB4B40	1933	
50	CSMB4B50	2074	
63	CSMB4B63	2074	

WiNtrip Miniature Circuit Breaker

IS/IEC60898-1-2002



C M / L - 8 8 8 5 7 1 6

C-Series

Inductive load with surge current - Motor Circuit Applications



Current rating (Amps.)	Product Code	MRP (₹)	Std. Pkg. (Nos.)
1 Pole			
0.5	CSMB1C0.5	312	12
1	CSMB1C1	312	
2	CSMB1C2	312	
3	CSMB1C3	312	
4	CSMB1C4	312	
5	CSMB1C5	312	
6	CSMB1C6	215	
10	CSMB1C10	215	
16	CSMB1C16	215	
20	CSMB1C20	215	
25	CSMB1C25	215	
32	CSMB1C32	215	
40	CSMB1C40	446	
50	CSMB1C50	521	
63	CSMB1C63	521	

Current rating (Amps.)	Product Code	MRP (₹)	Std. Pkg. (Nos.)
3 Pole			
0.5	CSMB3C0.5	1102	4
1	CSMB3C1	1102	
2	CSMB3C2	1102	
3	CSMB3C3	1102	
4	CSMB3C4	1102	
5	CSMB3C5	1102	
6	CSMB3C6	1017	
10	CSMB3C10	1017	
16	CSMB3C16	1017	
20	CSMB3C20	1017	
25	CSMB3C25	1017	
32	CSMB3C32	1017	
40	CSMB3C40	1445	
50	CSMB3C50	1600	
63	CSMB3C63	1600	



Current rating (Amps.)	Product Code	MRP (₹)	Std. Pkg. (Nos.)
1 Pole + N			
0.5	CSMB1C0.5N	720	6
1	CSMB1C1N	720	
2	CSMB1C2N	720	
3	CSMB1C3N	720	
4	CSMB1C4N	720	
5	CSMB1C5N	720	
6	CSMB1C6N	645	
10	CSMB1C10N	645	
16	CSMB1C16N	645	
20	CSMB1C20N	645	
25	CSMB1C25N	645	
32	CSMB1C32N	645	
40	CSMB1C40N	871	
50	CSMB1C50N	984	
63	CSMB1C63N	984	

Current rating (Amps.)	Product Code	MRP (₹)	Std. Pkg. (Nos.)
3 Pole + N			
0.5	CSMB3C0.5N	1512	3
1	CSMB3C1N	1512	
2	CSMB3C2N	1512	
3	CSMB3C3N	1512	
4	CSMB3C4N	1512	
5	CSMB3C5N	1512	
6	CSMB3C6N	1350	
10	CSMB3C10N	1350	
16	CSMB3C16N	1350	
20	CSMB3C20N	1350	
25	CSMB3C25N	1350	
32	CSMB3C32N	1350	
40	CSMB3C40N	1868	
50	CSMB3C50N	1976	
63	CSMB3C63N	1976	

Current rating (Amps.)	Product Code	MRP (₹)	Std. Pkg. (Nos.)
2 Pole			
0.5	CSMB2C0.5	835	6
1	CSMB2C1	835	
2	CSMB2C2	835	
3	CSMB2C3	835	
4	CSMB2C4	835	
5	CSMB2C5	835	
6	CSMB2C6	673	
10	CSMB2C10	673	
16	CSMB2C16	673	
20	CSMB2C20	673	
25	CSMB2C25	673	
32	CSMB2C32	673	
40	CSMB2C40	966	
50	CSMB2C50	1096	
63	CSMB2C63	1096	

Current rating (Amps.)	Product Code	MRP (₹)	Std. Pkg. (Nos.)
4 Pole			
0.5	CSMB4C0.5	1674	3
1	CSMB4C1	1674	
2	CSMB4C2	1674	
3	CSMB4C3	1674	
4	CSMB4C4	1674	
5	CSMB4C5	1674	
6	CSMB4C6	1450	
10	CSMB4C10	1450	
16	CSMB4C16	1450	
20	CSMB4C20	1450	
25	CSMB4C25	1450	
32	CSMB4C32	1450	
40	CSMB4C40	1955	
50	CSMB4C50	2084	
63	CSMB4C63	2084	



Higher Rating Miniature Circuit Breakers

Current rating (Amps.)	Product Code	MRP (₹)	Std. Pkg. (Nos.)
1 Pole			
80	CSMB1C80	POR	3
100	CSMB1C100		
125	CSMB1C125		
2 Pole			
80	CSMB2C80	POR	3
100	CSMB2C100		
125	CSMB2C125		

IEC:60947-2

Current rating (Amps.)	Product Code	MRP (₹)	Std. Pkg. (Nos.)
3 Pole			
80	CSMB3C80	POR	1
100	CSMB3C100		
125	CSMB3C125		
4 Pole			
80	CSMB4C80	POR	1
100	CSMB4C100		
125	CSMB4C125		

WiNtrip Miniature Circuit Breaker
IS/IEC60898-1-2002
D-Series

High Inductive Load & High Inrush Current



Current rating (Amps.)	Product Code	MRP (₹)	Std. Pkg. (Nos.)
1 Pole			
0.5	<input checked="" type="checkbox"/> CSMB1D0.5	335	12
1	<input checked="" type="checkbox"/> CSMB1D1	335	
2	<input checked="" type="checkbox"/> CSMB1D2	335	
3	<input checked="" type="checkbox"/> CSMB1D3	335	
4	<input checked="" type="checkbox"/> CSMB1D4	335	
5	<input checked="" type="checkbox"/> CSMB1D5	335	
6	<input checked="" type="checkbox"/> CSMB1D6	297	
10	<input checked="" type="checkbox"/> CSMB1D10	297	
16	<input checked="" type="checkbox"/> CSMB1D16	297	
20	<input checked="" type="checkbox"/> CSMB1D20	297	
25	<input checked="" type="checkbox"/> CSMB1D25	297	
32	<input checked="" type="checkbox"/> CSMB1D32	297	
40	<input checked="" type="checkbox"/> CSMB1D40	518	
50	<input checked="" type="checkbox"/> CSMB1D50	551	
63	<input checked="" type="checkbox"/> CSMB1D63	551	

Current rating (Amps.)	Product Code	MRP (₹)	Std. Pkg. (Nos.)
3 Pole			
0.5	<input checked="" type="checkbox"/> CSMB3D0.5	1404	4
1	<input checked="" type="checkbox"/> CSMB3D1	1404	
2	<input checked="" type="checkbox"/> CSMB3D2	1404	
3	<input checked="" type="checkbox"/> CSMB3D3	1404	
4	<input checked="" type="checkbox"/> CSMB3D4	1404	
5	<input checked="" type="checkbox"/> CSMB3D5	1404	
6	<input checked="" type="checkbox"/> CSMB3D6	1123	
10	<input checked="" type="checkbox"/> CSMB3D10	1123	
16	<input checked="" type="checkbox"/> CSMB3D16	1123	
20	<input checked="" type="checkbox"/> CSMB3D20	1123	
25	<input checked="" type="checkbox"/> CSMB3D25	1123	
32	<input checked="" type="checkbox"/> CSMB3D32	1123	
40	<input checked="" type="checkbox"/> CSMB3D40	1685	
50	<input checked="" type="checkbox"/> CSMB3D50	1739	
63	<input checked="" type="checkbox"/> CSMB3D63	1739	



Current rating (Amps.)	Product Code	MRP (₹)	Std. Pkg. (Nos.)
1 Pole + N			
0.5	<input checked="" type="checkbox"/> CSMB1D0.5N	925	6
1	<input checked="" type="checkbox"/> CSMB1D1N	925	
2	<input checked="" type="checkbox"/> CSMB1D2N	925	
3	<input checked="" type="checkbox"/> CSMB1D3N	925	
4	<input checked="" type="checkbox"/> CSMB1D4N	925	
5	<input checked="" type="checkbox"/> CSMB1D5N	925	
6	<input checked="" type="checkbox"/> CSMB1D6N	755	
10	<input checked="" type="checkbox"/> CSMB1D10N	755	
16	<input checked="" type="checkbox"/> CSMB1D16N	755	
20	<input checked="" type="checkbox"/> CSMB1D20N	755	
25	<input checked="" type="checkbox"/> CSMB1D25N	755	
32	<input checked="" type="checkbox"/> CSMB1D32N	755	
40	<input checked="" type="checkbox"/> CSMB1D40N	940	
50	<input checked="" type="checkbox"/> CSMB1D50N	1150	
63	<input checked="" type="checkbox"/> CSMB1D63N	1150	

Current rating (Amps.)	Product Code	MRP (₹)	Std. Pkg. (Nos.)
3 Pole + N			
0.5	<input checked="" type="checkbox"/> CSMB3D0.5N	1755	3
1	<input checked="" type="checkbox"/> CSMB3D1N	1755	
2	<input checked="" type="checkbox"/> CSMB3D2N	1755	
3	<input checked="" type="checkbox"/> CSMB3D3N	1755	
4	<input checked="" type="checkbox"/> CSMB3D4N	1755	
5	<input checked="" type="checkbox"/> CSMB3D5N	1755	
6	<input checked="" type="checkbox"/> CSMB3D6N	1650	
10	<input checked="" type="checkbox"/> CSMB3D10N	1650	
16	<input checked="" type="checkbox"/> CSMB3D16N	1650	
20	<input checked="" type="checkbox"/> CSMB3D20N	1650	
25	<input checked="" type="checkbox"/> CSMB3D25N	1650	
32	<input checked="" type="checkbox"/> CSMB3D32N	1650	
40	<input checked="" type="checkbox"/> CSMB3D40N	1800	
50	<input checked="" type="checkbox"/> CSMB3D50N	1950	
63	<input checked="" type="checkbox"/> CSMB3D63N	1950	

Current rating (Amps.)	Product Code	MRP (₹)	Std. Pkg. (Nos.)
2 Pole			
0.5	<input checked="" type="checkbox"/> CSMB2D0.5	999	6
1	<input checked="" type="checkbox"/> CSMB2D1	999	
2	<input checked="" type="checkbox"/> CSMB2D2	999	
3	<input checked="" type="checkbox"/> CSMB2D3	999	
4	<input checked="" type="checkbox"/> CSMB2D4	999	
5	<input checked="" type="checkbox"/> CSMB2D5	999	
6	<input checked="" type="checkbox"/> CSMB2D6	810	
10	<input checked="" type="checkbox"/> CSMB2D10	810	
16	<input checked="" type="checkbox"/> CSMB2D16	810	
20	<input checked="" type="checkbox"/> CSMB2D20	810	
25	<input checked="" type="checkbox"/> CSMB2D25	810	
32	<input checked="" type="checkbox"/> CSMB2D32	810	
40	<input checked="" type="checkbox"/> CSMB2D40	1112	
50	<input checked="" type="checkbox"/> CSMB2D50	1200	
63	<input checked="" type="checkbox"/> CSMB2D63	1200	

Current rating (Amps.)	Product Code	MRP (₹)	Std. Pkg. (Nos.)
4 Pole			
0.5	<input checked="" type="checkbox"/> CSMB4D0.5	1895	3
1	<input checked="" type="checkbox"/> CSMB4D1	1895	
2	<input checked="" type="checkbox"/> CSMB4D2	1895	
3	<input checked="" type="checkbox"/> CSMB4D3	1895	
4	<input checked="" type="checkbox"/> CSMB4D4	1895	
5	<input checked="" type="checkbox"/> CSMB4D5	1895	
6	<input checked="" type="checkbox"/> CSMB4D6	1782	
10	<input checked="" type="checkbox"/> CSMB4D10	1782	
16	<input checked="" type="checkbox"/> CSMB4D16	1782	
20	<input checked="" type="checkbox"/> CSMB4D20	1782	
25	<input checked="" type="checkbox"/> CSMB4D25	1782	
32	<input checked="" type="checkbox"/> CSMB4D32	1782	
40	<input checked="" type="checkbox"/> CSMB4D40	1944	
50	<input checked="" type="checkbox"/> CSMB4D50	2106	
63	<input checked="" type="checkbox"/> CSMB4D63	2106	

 Non Stockable item

WiNtrip Miniature Circuit Breaker
IS/IEC60898-2-2002
DC-Series


Current rating (Amps.)	Reference	MRP (₹)	Std. Pkg. (Nos.)
1 Pole			
0.5	CSMB1DC0.5	378	12
1	CSMB1DC1	378	
2	CSMB1DC2	378	
3	CSMB1DC3	378	
4	CSMB1DC4	378	
5	CSMB1DC5	378	
6	CSMB1DC6	347	
10	CSMB1DC10	347	
16	CSMB1DC16	347	
20	CSMB1DC20	347	
25	CSMB1DC25	347	
32	CSMB1DC32	347	
40	CSMB1DC40	473	
50	CSMB1DC50	557	
63	CSMB1DC63	557	

Current rating (Amps.)	Reference	MRP (₹)	Std. Pkg. (Nos.)
2 Pole			
0.5	CSMB2DC0.5	861	6
1	CSMB2DC1	861	
2	CSMB2DC2	861	
3	CSMB2DC3	861	
4	CSMB2DC4	861	
5	CSMB2DC5	861	
6	CSMB2DC6	672	
10	CSMB2DC10	672	
16	CSMB2DC16	672	
20	CSMB2DC20	672	
25	CSMB2DC25	672	
32	CSMB2DC32	672	
40	CSMB2DC40	977	
50	CSMB2DC50	1076	
63	CSMB2DC63	1076	

WiNtrip MCB Type Changeover Switch
IS/IEC60947-3


Description	Pole / Rating	Reference	MRP (₹)	Std. Pkg. (Nos.)
Two way centre OFF Changeover Switch	2P/ 25A	CSCOS2P25A	1188	6
Two way centre OFF Changeover Switch	2P/ 40A	CSCOS2P40A	1782	
Two way centre OFF Changeover Switch	4P/ 25A	CSCOS4P25A	2268	3
Two way centre OFF Changeover Switch	4P/ 40A	CSCOS4P40A	3400	

WiNtrip Isolator
IS/IEC60947-3


Current rating (Amps.)	Reference	MRP (₹)	Std. Pkg. (Nos.)
1 Pole			
25	CSMB1ISO25	231	12
40	CSMB1ISO40	273	
63	CSMB1ISO63	315	
80	CSMB1ISO80	378	
100	CSMB1ISO100	441	
125	CSMB1ISO125	525	

Current rating (Amps.)	Reference	MRP (₹)	Std. Pkg. (Nos.)
3 Pole			
25	CSMB3ISO25	683	4
40	CSMB3ISO40	761	
63	CSMB3ISO63	851	
80	CSMB3ISO80	1029	
100	CSMB3ISO100	1050	
125	CSMB3ISO125	1071	



Current rating (Amps.)	Reference	MRP (₹)	Std. Pkg. (Nos.)
2 Pole			
25	CSMB2ISO25	378	6
40	CSMB2ISO40	399	
63	CSMB2ISO63	525	
80	CSMB2ISO80	662	
100	CSMB2ISO100	672	
125	CSMB2ISO125	725	

Current rating (Amps.)	Reference	MRP (₹)	Std. Pkg. (Nos.)
4 Pole			
25	CSMB4ISO25	761	3
40	CSMB4ISO40	914	
63	CSMB4ISO63	935	
80	CSMB4ISO80	1187	
100	CSMB4ISO100	1208	
125	CSMB4ISO125	1260	

Accessories (Site fitted with MCB)

Current rating (Amps.)	Auxillary Contact	MRP (₹)
CSMBAXSF	1NO+1NC	600
CSMB12VDC	12VDC	-
CSMB24VDC	24VDC	-
CSMB48VDC	48VDC	-
CSMB220VAC	220VAC	-

Current rating (Amps.)	Shunt Trip	MRP (₹)
CSMBS012SF	12VDC	650
CSMBS024SF	24VDC	
CSMBS048SF	48VDC	
CSMBS110SF	110VAC	600
CSMBS220SF	220VAC	

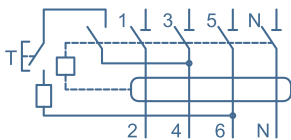
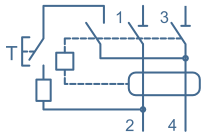
 Non Stockable item

WiNtrip Residual Current Circuit Breaker

IS12640-1-2008



CM/L-3148552



Bi-connect Terminal



Test Button

Current rating (Amps.)	Reference	Sensitivity	MRP (₹)	Std. Pkg. (Nos.)
2 Pole				
16	CSRB2P16A30	30	2412	6
16	CSRB2P16A100	100	2412	
16	CSRB2P16A300	300	2412	
25	CSRB2P25A30	30	2419	
25	CSRB2P25A100	100	2419	
25	CSRB2P25A300	300	2419	
32	CSRB2P32A30	30	2549	
32	CSRB2P32A100	100	2549	
32	CSRB2P32A300	300	2549	
40	CSRB2P40A30	30	2560	
40	CSRB2P40A100	100	2560	
40	CSRB2P40A300	300	2560	
63	CSRB2P63A30	30	3414	
63	CSRB2P63A100	100	3414	
63	CSRB2P63A300	300	3414	
80	CSRB2P80A30	30	5111	
80	CSRB2P80A100	100	5111	
80	CSRB2P80A300	300	5111	
100	CSRB2P100A30	30	5135	
100	CSRB2P100A100	100	5135	
100	CSRB2P100A300	300	5135	
4 Pole				
16	CSRB4P16A30	30	3030	3
16	CSRB4P16A100	100	3030	
16	CSRB4P16A300	300	3030	
25	CSRB4P25A30	30	3062	
25	CSRB4P25A100	100	3062	
25	CSRB4P25A300	300	3062	
32	CSRB4P32A30	30	3212	
32	CSRB4P32A100	100	3212	
32	CSRB4P32A300	300	3212	
40	CSRB4P40A30	30	3324	
40	CSRB4P40A100	100	3324	
40	CSRB4P40A300	300	3324	
63	CSRB4P63A30	30	3762	
63	CSRB4P63A100	100	3762	
63	CSRB4P63A300	300	3762	
80	CSRB4P80A30	30	5635	
80	CSRB4P80A100	100	5635	
80	CSRB4P80A300	300	5635	
100	CSRB4P100A30	30	5779	
100	CSRB4P100A100	100	5779	
100	CSRB4P100A300	300	5779	

Note: Rating from 16A to 63A conforms to IS12640-1-2008 and as ISI marked

WiNtrip Distribution Board



Polycarbonate Cover Consumer Unit DB			
Description	Reference	No. of Modules (Incomer+Outgoing)	MRP (₹)
SPN WC 06 WAY SD WITH ACRYLIC WINDOW	CSDBSPNSDA06	6	845
SPN WC 08 WAY SD WITH ACRYLIC WINDOW	CSDBSPNSDA08	8	947
SPN WC 10 WAY SD WITH ACRYLIC WINDOW	CSDBSPNSDA10	10	1103
SPN WC 12 WAY SD WITH ACRYLIC WINDOW	CSDBSPNSDA12	12	1221
SPN WC 16 WAY SD WITH ACRYLIC WINDOW	CSDBSPNSDA16	16	1551

C&S WiNtrip Distribution Board (Deepdrawn with Pan Assembly)



SPN Distribution Board			
Description	Reference	No. of Modules (Incomer+Outgoing)	MRP (₹)
04 Way Single Door	CSDBSPNSD04	4	897
08 Way Single Door	CSDBSPNSD08	8	1133
12 Way Single Door	CSDBSPNSD12	12	1345
16 Way Single Door	CSDBSPNSD16	16	1682
04 Way Double Door	CSDBSPNDD04	4	1265
08 Way Double Door	CSDBSPNDD08	8	1581
12 Way Double Door	CSDBSPNDD12	12	1903
16 Way Double Door	CSDBSPNDD16	16	2392

TPN Distribution Board - Horizontal



TPN Distribution Board - Horizontal			
Description	Reference	No. of Modules (Incomer+Outgoing)	MRP (₹)
04 Way Single Door	CSDBTPNHSD04	8+12	2405
06 Way Single Door	CSDBTPNHSD06	8+18	3010
08 Way Single Door	CSDBTPNHSD08	8+24	3580
12 Way Single Door	CSDBTPNHSD12	8+36	5238
16 Way Single Door	CSDBTPNHSD16	8+48	6401
04 Way Double Door	CSDBTPNHDD04	8+12	3191
06 Way Double Door	CSDBTPNHDD06	8+18	3944
08 Way Double Door	CSDBTPNHDD08	8+24	4725
12 Way Double Door	CSDBTPNHDD12	8+36	7045
16 Way Double Door	CSDBTPNHDD16	8+48	8613

C&S WiNclass Distribution Board (Deepdrawn)



SPN WiNclass Distribution Board			
Description	Reference	No. of Modules (Incomer+Outgoing)	MRP (₹)
2+04 Way Single Door	CSDBSPNSD04S	2+04	641
2+08 Way Single Door	CSDBSPNSD08S	2+08	793
2+12 Way Single Door	CSDBSPNSD12S	2+12	1089
2+14 Way Single Door	CSDBSPNSD16S	2+14	1358
2+04 Way Double Door	CSDBSPNDD04S	2+04	1023
2+08 Way Double Door	CSDBSPNDD08S	2+08	1333
2+12 Way Double Door	CSDBSPNDD12S	2+12	1746
2+14 Way Double Door	CSDBSPNDD16S	2+14	2243

TPN WiNclass Distribution Board



TPN WiNclass Distribution Board			
Description	Reference	No. of Modules (Incomer+Outgoing)	MRP (₹)
04 Way Single Door DB	CSDBTPNHSD04S	8+12	2036
06 Way Single Door DB	CSDBTPNHSD06S	8+18	2439
08 Way Single Door DB	CSDBTPNHSD08S	8+24	2732
12 Way Single Door DB	CSDBTPNHSD12S	8+36	3609
16 Way Single Door DB	CSDBTPNHSD16S	8+48	4522
04 Way Double Door DB	CSDBTPNHDD04SN	4+12	2734
04 Way Double Door DB	CSDBTPNHDD04S	8+12	2750
06 Way Double Door DB	CSDBTPNHDD06S	8+18	3460
08 Way Double Door DB	CSDBTPNHDD08S	8+24	4384
12 Way Double Door DB	CSDBTPNHDD12S	8+36	6248
16 Way Double Door DB	CSDBTPNHDD16S	8+48	7876

WiNtrip Distribution Board



PPI Distribution Board		
Description	Product Code	MRP (₹)
4 Way Double Door	CSDBTPNPPIDD04	4838
6 Way Double Door	CSDBTPNPPIDD06	6048
8 Way Double Door	CSDBTPNPPIDD08	7336
12 Way Double Door	CSDBTPNPPIDD12	8484



Phase Selector Distribution Board		
TPN Phase Selector DD DB for incorporating MCB / Isolator / RCCB, equipped with 3 Nos 63A Phase selector switches & 3 No Plano Switches		
Description	Product Code	MRP (₹)
4 Way DD with 63A R/S	CSDBPHSDD04RS63	9827
6 Way DD with 63A R/S	CSDBPHSDD06RS63	10055
8 Way DD with 63A R/S	CSDBPHSDD08RS63	11092
12 Way DD with 63A R/S	CSDBPHSDD12RS63	12289
4 Way DD with 40A R/S	CSDBPHSDD04RS40	9838
6 Way DD with 40A R/S	CSDBPHSDD06RS40	9878
8 Way DD with 40A R/S	CSDBPHSDD08RS40	10802
12Way DD with 40A R/S	CSDBPHSDD12RS40	12086
4 Way DD without R/S	CSDBPHSDD04	8279
6 Way DD without R/S	CSDBPHSDD06	8402
8 Way DD without R/S	CSDBPHSDD08	9384
12 Way DD without R/S	CSDBPHSDD12	10613



VTPN Distribution Board (with provision for WiNtrip MCB)			
Description	Product Code	No. of Modules (Incomer+Outgoing)	MRP (₹)
4 way Double Door	CSDBTPNVDD04	8+12	7684
6 way Double Door	CSDBTPNVDD06	8+18	8797
8 way Double Door	CSDBTPNVDD08	8+24	9729
12 way Double Door	CSDBTPNVDD12	8+36	13035



VTPN Distribution Board (with provision for WiNtrip2 MCB)			
Description	Product Code	No. of Modules (Incomer+Outgoing)	MRP (₹)
4 way Double Door	CSDBTPNVDD04S	8+12	7684
6 way Double Door	CSDBTPNVDD06S	8+18	8797
8 way Double Door	CSDBTPNVDD08S	8+24	9729
12 way Double Door	CSDBTPNVDD12S	8+36	13035

VTPN Distribution Board (with provision for MCB as incomer & WiNtrip MCB as outgoing)		
Description	Product Code	MRP (₹)
MCCB as incomer 100A DD04 Way IP43	CSDBMCCB100DD04IP43	8734
MCCB as incomer 100A DD08 Way IP43	CSDBMCCB100DD08IP43	11094
MCCB as incomer 100A DD12 Way IP43	CSDBMCCB100DD12IP43	14812
MCCB as incomer 225A DD04 Way IP43	CSDBMCCB225DD04IP43	16280
MCCB as incomer 225A DD08 Way IP43	CSDBMCCB225DD08IP43	19157
MCCB as incomer 225A DD12 Way IP43	CSDBMCCB225DD12IP43	20009

VTPN Distribution Board (with provision for MCB as incomer & WiNtrip2 MCB as outgoing)		
Description	Product Code	MRP (₹)
MCCB as incomer 100A DD04 Way IP43	CSDBMCCB100DD04IP43S	8734
MCCB as incomer 100A DD08 Way IP43	CSDBMCCB100DD08IP43S	11094
MCCB as incomer 100A DD12 Way IP43	CSDBMCCB100DD12IP43S	14812
MCCB as incomer 225A DD04 Way IP43	CSDBMCCB225DD04IP43S	16280
MCCB as incomer 225A DD08 Way IP43	CSDBMCCB225DD08IP43S	19157
MCCB as incomer 225A DD12 Way IP43	CSDBMCCB225DD12IP43S	20009

WiNtrip Distribution Board



MCCB Selection Guide

Description	Product Code	Product Code	Type/ Breaking Capacity Ics=100%Icu	MCCB Rating
3 Pole & 4 Pole CS2A3* CSC1N3* CSC1N4* CSC1S3* CSC1S4* CSC2N3* CSC2N4*	CSDBMCCB100DD04IP43	CSDBMCCB100DD04IP43S	CS2A3=10kA	75,100A
	CSDBMCCB100DD08IP43	CSDBMCCB100DD08IP43S	CSC1N=14kA	15, 20, 30, 40 & 50A
	CSDBMCCB100DD12IP43	CSDBMCCB100DD12IP43S	CSC1S=18kA	15, 20, 30, 40 & 50A
			CSC2N=18kA	60, 75 & 100A
3 Pole & 4 Pole CSC4N3* CSC4N4* CSC4S3* CSC4S4*	CSDBMCCB225DD04IP43	CSDBMCCB225DD04IP43S	CSC4N=26kA	100, 125, 150, 175 200 & 250A
	CSDBMCCB225DD08IP43	CSDBMCCB225DD08IP43S		
	CSDBMCCB225DD12IP43	CSDBMCCB225DD12IP43S	CSC4S=37kA	150, 175, 200 & 250A

Note: 1. Replace *with MCCB code eg. MCCB 3Pole, 14kA, 50A--CSC1N350



7 Segment Distribution Board

Description	Product Code	MRP (₹)
7 Segment TPN DD DB With Provision for FP MCB/Isolator/RCCB as incomer, DP MCB/Isolator/RCCB as sub incomer and SP MCBs as outgoing	CSDB7SEGDD04	7398
	CSDB7SEGDD06	8338
	CSDB7SEGDD08	9310
	CSDB7SEGDD12	11834

Price on request : Prewired Distribution Board fitted with Busbar, Terminal Block for incoming/outgoing phase neutral & Earth duly wired with Provision for ISO/RCCB/MCB as incomer and SP outgoing (without MCBs)



FLEXI (Tier) DBs (with Metal Door)

Description	Product Code	MRP (₹)
FLEXI DD DB 2 ROW 13MODULES	CSDBFLDD2R13	4093
FLEXI DD DB 3 ROW 13MODULES	CSDBFLDD3R13	4824
FLEXI DD DB 4 ROW 13MODULES	CSDBFLDD4R13	5333



Double Door DB (with Acrylic Window)

Description	Product Code	MRP (₹)
SPN Distribution Board Double Door 4 Way	CSDBSPNDDA2+04	1368
SPN Distribution Board Double Door 8 Way	CSDBSPNDDA2+08	1606
SPN Distribution Board Double Door 12 Way	CSDBSPNDDA2+12	1950
SPN Distribution Board Double Door 16 Way	CSDBSPNDDA2+14	2412

WiNtrip Telephone & Television Socket Distribution Board



TPNH Cable End Box Double Door Distribution Board

Description	Product Code	MRP (₹)
SPN 04 way Tel & TV Socket DB (2+4)	CSDBSPNDDTELV04	2586
SPN 06 way Tel & TV Socket DB (2+6)	CSDBSPNDDTELV06	2742
SPN 08 way Tel & TV Socket DB (2+8)	CSDBSPNDDTELV08	2910
SPN 10 way Tel & TV Socket DB (2+10)	CSDBSPNDDTELV10	3096
SPN 12 way Tel & TV Socket DB (2+12)	CSDBSPNDDTELV12	3450
SPN 14 way Tel & TV Socket DB (2+14)	CSDBSPNDDTELV14	3558
TPN 04 way Tel & TV Socket DB (8+12)	CSDBTPNDDTELV04	4291
TPN 06 way Tel & TV Socket DB (8+18)	CSDBTPNDDTELV06	4924
TPN 08 way Tel & TV Socket DB (8+24)	CSDBTPNDDTELV08	5678
TPN 12 way Tel & TV Socket DB (8+36)	CSDBTPNDDTELV12	7395

C&S Distribution Board



SPN Distribution Board			
Description	Product Code	No. of Modules (Incomer+Outgoing)	MRP (₹)
4 way Double Door	CSDBSPNFDD04	4	966
8 way Double Door	CSDBSPNFDD08	8	1264
12 way Double Door	CSDBSPNFDD12	12	1647
16 way Double Door	CSDBSPNFDD16	16	2128



TPN Horizontal Distribution Board			
Description	Product Code	No. of Modules (Incomer+Outgoing)	MRP (₹)
4 way Double Door	CSDBTPNHFDD04	8+12	2727
6 way Double Door	CSDBTPNHFDD06	8+18	3276
8 way Double Door	CSDBTPNHFDD08	8+24	4150
12 way Double Door	CSDBTPNHFDD12	8+36	5936



TPN Vertical Distribution Board			
Description	Product Code	No. of Modules (Incomer+Outgoing)	MRP (₹)
4 way Double Door	CSDBTPNVFDD04	8+12	5264
6 way Double Door	CSDBTPNVFDD06	8+18	6232
8 way Double Door	CSDBTPNVFDD08	8+24	7254
12 way Double Door	CSDBTPNVFDD12	8+36	9257

WiNtrip Cable End Box



TPNH Cable End Box Double Door Distribution Board		
Description	Reference	MRP (₹)
TPNH 4 way	CSDBCBTPNHDD04	793
TPNH 6 way	CSDBCBTPNHDD06	945
TPNH 8 way	CSDBCBTPNHDD08	1129
TPNH 12 way	CSDBCBTPNHDD12	1622
TPNH 16 way	CSDBCBTPNHDD16	1685

TPNV Cable End Box Double Door Distribution Board		
Description	Reference	MRP (₹)
TPNV 4 way	CSDBCBTPNVDD	1340
TPNV 8 way	CSDBCBTPNVDD	1340
TPNV 12 way	CSDBCBTPNVDD	1340

WiNtrip Plug and Socket DBs (without MCB)

Powder Coated Sheet Metal Deep Drawn DBs with Plug & Socket including insulated Neutral link, adjustable Din Rail and connecting links.



Description	Reference	MRP (₹)	Std. Pkg. (No.s)
10Amp SPN	CSDBPSSPN010	825	12
20Amp SPN	CSDBPSSPN020	825	12
20Amp SPN (SP Cutout)	CSDBPSSPN020SP	825	12
20Amp TPN	CSDBPSTPN020	2310	6
30Amp TPN	CSDBPSTPN030	2310	6

WiNtrip Plug and Sockets (Metal Clad)



Description	Reference	MRP (₹)	Std. Pkg. (No.s)
10Amp SPN Plug	CSDBPSPN010	168	36
10Amp SPN Socket	CSDBSSPN010	168	36
20Amp SPN Plug	CSDBPSPN020	185	36
20Amp SPN Socket	CSDBSSPN020	196	36
20Amp TPN Plug	CSDBPTPN020	230	36
20Amp TPN Socket	CSDBSTPN020	241	36
30Amp TPN Plug	CSDBPTPN030	370	36
30Amp TPN Socket	CSDBSTPN030	370	36

WiNtrip Metal Enclosures (with Din Rail)

For Mounting WiNtrip MCBs / RCCBs / Isolators



Description	Reference	MRP (₹)	Std. Pkg. (No.s)
SP Enclosure	CSDBMCBESP	312	24
DP Enclosure	CSDBMCBEDP	312	24
TP Enclosure	CSDBMCBETP	360	12
FP Enclosure	CSDBMCBEFP	360	12

WiNtrip Plastic Enclosure without MCB


Description	Reference	MRP (₹)
Plastic MCB Enclosure SP&DP/STD	CSDBMCBEPDP	120
Plastic MCB Enclosure TP&FP/STD	CSDBMCBEFP	168



MCB Enclosure IP55

4 Pole			
Description	Reference	MRP (₹)	Std. Pkg. (No.s)
MCB Enclosure IP55 04 Way	CSDBEP04	1250	1

Notes



Marketing Offices spread all over India

CENTRAL MARKETING OFFICE

222, Okhla Industrial Estate, Phase - III, New Delhi - 110 020

Ph. : (+91-11) 3088 7520 - 29 • Fax : (+91-11) 26848241, 26847342 • E-Mail : cmo@cselectric.co.in

NORTHERN REGION

DELHI

Ph. : +91 11 3088 7520 - 29
Fax : +91 11 2684 8241, 2684 7342
E-Mail : cmo@cselectric.co.in

CHANDIGARH

Ph. : +91 172 3021140-44
Fax : +91 172 2631059-3201144
E-Mail : chandigarh@cselectric.co.in

LUDHIANA

Ph. : +91 161 2541900, 2541800
Fax : +91 161 2541900, 2541800
E-Mail : ludhiana@cselectric.co.in

LUCKNOW

Ph. : +91 522 4102044
Fax : +91 522 3917843
E-Mail : lucknow@cselectric.co.in

INDORE

Ph. : +91 731 4035761, 3918020
Fax : +91 731 3918017
E-Mail : indore@cselectric.co.in

RAIPUR

Ph. : +91 771 3208524, 2575610
E-Mail : raipur@cselectric.co.in

NAGPUR

Ph. : +91 712-2565215 , 2547295
Fax : +91 712-2528923
E-Mail : nagpur@cselectric.co.in

EASTERN REGION

KOLKATA

Ph. : +91 33 2227 5850 - 51
Fax : +91 33 2227 5849
E-Mail : kolkata@cselectric.co.in

GUWAHATI

Ph. : +91 361 2469950
E-Mail : guwahati@cselectric.co.in

RANCHI

Ph. : +91 651 2212284
E-Mail : ranchi@cselectric.co.in

BHUBANESHWAR

Ph. : +91 674 2580788
Fax : +91 674 3270465
E-Mail : bhubaneswar@cselectric.co.in

WESTERN REGION-I

MUMBAI

Ph. : +91 22 24114727-28, 30484071-73
Fax : +91 22 24126631
E-Mail : mumbai@cselectric.co.in

WESTERN REGION-II

AHMEDABAD

Ph. : +91 79 30074512 - 14
Fax : +91 79 30074519
E-Mail : ahmedabad@cselectric.co.in

BARODA

Ph. : +91 265 2339479, 2356293
Fax : +91 265 2338754
E-Mail : baroda@cselectric.co.in

PUNE

Ph. : +91 20 3028 3239 - 40
Fax : +91 20 3028 3239
E-Mail : pune@cselectric.co.in

SURAT

Ph. : +91 261 6544025-28
Fax : +91 261 6544027
E-Mail : surat@cselectric.co.in

JAIPUR

Ph. : +91 141 3116001-03
Fax : +91 141 4033954
E-Mail : jaipur@cselectric.co.in

SOUTHERN REGION - I

CHENNAI

Ph. : +91 44 3918 0512 - 15
Fax : +91 44 3918 0514
E-Mail : chennai@cselectric.co.in

COIMBATORE

Ph. : +91 422 3048406 - 20
Fax : +91 422 3048412
E-Mail : coimbatore@cselectric.co.in

KOCHI

Ph. : +91 484 3071715 (10 LINES)
Fax : +91 484 3071716
E-Mail : cochin@cselectric.co.in

SOUTHERN REGION - II

BANGALORE

Ph. : +91 80 30570365 / 364
Fax : +91 80 2558 4839, 2558 6147
E-Mail : bangalore@cselectric.co.in

SECUNDRABAD

Ph. : +91 40 3918 2483-85
Fax : +91 40 2781 2987
E-Mail : hyderabad@cselectric.co.in

VIJAYAWADA

Ph. : +91 866 2496265 / 67
E-Mail : vijayawada@cselectric.co.in

RESIDENT ENGINEERS

| KANPUR | BHOPAL | JABALPUR | HARIDWAR | HALDWANI | NAGPUR | NASIK | GOA | UDAIPUR | JODHPUR
| RAJKOT | VAPI | PONDICHERRY | MADURAI | TRICHY | MANGALORE | VIZAG

NATIONAL WAREHOUSE

A-7 & 8, Sector-VIII , Noida -201 301, Distt. Gautam Budh Nagar, (UP.)

Ph.: + 91 120 391 4301-02 Fax : + 91 120 391 4303

REGIONAL WAREHOUSE

AHMEDABAD

6A, Shree Meldi Industrial Estate,
Near Gota Railway Crossing
Gota, Ahmedabad - 382481
Ph. : (+91-79) 65453044

BANGALORE

No. 17, 1st Main Road,
Sampangram Nagar, Bangalore-560027
Ph. : (+91-80) 41125467

BHUBANESHWAR

Prema House, Plot No. 222C,
1st Floor, Sector-A, Zone-B,
Mancheswar Industrial Estate, Bhubaneswar-751 010
Ph. : (+91-674) 2580788

INDORE

Plot No. 425, Amitesh Nagar
IDA Scheme No. 59, A. B. Road, Indore
Ph.: (+91-731) 4700074-75

MUMBAI

Om Harihar Warehousing Complex,
Building No. K-14, Kaman Road,
Village-Vadghar, Post-Dunge
Taluka-Bhiwandi, District-Thane-421302
Ph.: (+91-2522) 314830

