


# PRODUCT CATALOGUE

Power Tools and Power Tool Accessories



**HITACHI**  
Inspire the Next

**POWER TOOLS**



# 2010



3.6V Lithium-Ion Cordless Tools .....	10
10.8V Lithium-Ion Cordless Tools .....	10-11
10.8V Lithium-Ion Kits .....	12-13
14.4V Lithium-Ion Cordless Tools .....	14-15
Brushless Motor Cordless Tools .....	16
18V Lithium-Ion Cordless Tools - Clip On batteries .....	17-19
18V Lithium-Ion Clip On Kits .....	20
18V Lithium-Ion Cordless Tools - Slide On Batteries .....	21-23
18V Lithium-Ion Slide On Kits .....	24
Cordless Hammer Drills .....	25
Stud Cutters .....	25
NiCad Cordless Tools .....	26
Torches & Lanterns .....	27
Radios .....	27
Lithium-Ion Batteries & Chargers .....	28
Cordless Accessories .....	29-30
Rotary Drills .....	32
Angle Drill .....	33
Impact Drills .....	33
Screwdrivers .....	34
Drilling Accessories .....	35-36
SDS-Plus Rotary Hammer Drills .....	38
SDS-Max Rotary Demolition Hammers .....	39-40
SDS-Plus & SDS-Max Demolition Hammers .....	41
Heavy Duty Breakers .....	42
Hammer Accessories .....	43-44
Angle Grinders .....	46-49
Die Grinders .....	50
Stone & Metal Cutting Tools .....	50-51
Nibbler & Shear .....	52
Rebar Cutter/Bender .....	52
Impact Wrenches .....	52
Metalworking Accessories .....	53-54
Mitre Saws .....	56-57
Circular Saws .....	58-59
Jigsaws .....	60
Reciprocating Saws .....	60
Routers .....	61
Laminate Trimmer .....	61
Planers .....	62
Orbital Sanders .....	62-63
Belt Sanders .....	63
Rotary Orbital Sander .....	63
Sander/Polisher .....	63
Woodworking Accessories .....	64-66
Cordless Framing Nailers .....	68
Cordless Finish Nailers .....	68
Cordless Concrete Nailer .....	68
Gas Nailer Consumables .....	69
Coil Nailers .....	70
Brad Nailer .....	70
Compressor .....	70
Dust Extraction Unit .....	71
Blower .....	71

# Tool Index

C6UY	59	DH40MRY	40	KTL510	13
C7SB2	58	DH45MR	40	KTL518C	20
C7BU2	58	DH50MR	40	KTL518S	24
C7U2	58	DH50MRY	40	KTL618C	20
C7UY	59	DN12DY	26	KTL618S	24
C8FSE	57	DS10DFL	10	KTL618CJ	20
C9BU2	58	DS12DVF3	26	KTL618SJ	24
C9U2	58	DS14DFL	14	KTL718C	20
C10FCE2	56	DS14DSAL	14	KTL718S	24
C10FCH2	56	DS14DL	14	M6SB	61
C12FCH	56	DS14DVF3/JD	26	M8V2	61
C12LC	56	DS14DVF3/JR	26	M12SA2	61
C12LCH	56	DS18DBL	16	M12V2	61
C12RSH	57	DS18DFL	17	NC40G	68
C18DL/JL	19	DS18DL	17	NR90AA	46
C18DL/L4	19	DS18DSAL	21	NR90GC2	68
C18DSL/JL	22	DS18DSL	21	NR90GR2	68
C18DSL/L4	22	DV14DL	14	NT50AE2	70
CC14SF	51	DV16V	33	NT50AE2K	70
CD7SA	50	DV18DL/JL	17	NT65GB	68
CE16SA	52	DV18DL/L4	17	NT65GS	68
CG10DL	11	DV18DSL/JL	21	NV50A1	70
CH10DL	11	DV18DSL/L4	21	NV50AH	70
CJ14DL/JL	15	DV18V	33	NV90AB	70
CJ14DL/L4	15	DV20VB2	33	P20SA2	62
CJ18DL/JL	18	EC58	70	P20SB	62
CJ18DL/L4	18	FDV16VB2	33	P20SEKIT	62
CJ18DSL/JL	22	G10SR3	46	QB35E	71
CJ18DSL/L4	22	G12S2	46	R18DL/L4	18
CJ110MV	60	G12SE2	46	R18DSL/L4	23
CJ120V	60	G12SQ	46	RB40VA	71
CL10D2	25	G12SQ/CD	48	SAT180	63
CL14DSL	25	G12SR3	46	SAY150A	63
CM5SB	50	G12SR3/CD	48	SB8V2	63
CM9SR	50	G12SS	46	SB10V2	63
CM12Y	51	G13SB3	47	SP18VA	63
CM14E	51	G13SC2	47	SV12SD	63
CN16SA	52	G13SE2	47	SV12SG	62
CR10DL/JL	11	G13YC	47	SV13YA	62
CR10DL/L4	11	G14DL/JL	15	UB12D	27
CR13V2	60	G14DL/L4	15	UB18D	27
CR13VBY	60	G18DL/JL	19	UB18DAL	27
CR13VC	60	G18DL/L4	19	UB18DL	27
CR18DL/JL	19	G18DSL/JL	23	UB18DSL	27
CR18DL/L4	19	G18DSL/L4	23	UR10DL	27
CR18DSL/JL	23	G18SE3	47	UR18DSL	27
CR18DSL/L4	23	G23MR	49	UU610CZ	57
D6SH	32	G23SC3	49	VB16Y	52
D10VC2	32	G23SCY	49	W6V4	34
D10VF	32	G23SS	49	W6VM	34
D10YB	33	G23SS/CD	48	W6VB3	34
D13	32	G23UB2	49	W8VB2	34
D13VF	32	GP2S2	50	WH10DCL/JL	11
DB3DL	10	H25PV	41	WH10DCL/L4	11
DB10DL	10	H45MR	41	WH10DFL/JL	10
DH14DL/JL	14	H45MRY	41	WH10DL/JL	10
DH14DL/L4	14	H60KA	42	WH10DL/L4	10
DH18DL/JL	17	H60MRV	41	WH12DMR/NICD	26
DH18DL/L4	17	H65SD2	42	WH14DAF2/JR	26
DH18DSL/JL	21	H70SD	42	WH14DBL	16
DH18DSL/L4	21	KC10DFL	12	WH14DL	15
DH24DVA/NICD	25	KTL218C	20	WH18DL/JL	18
DH24DVC	25	KTL218S	24	WH18DL/L4	18
DH24PB3	38	KTL310DD/ID	12	WH18DMR/SUPER	16
DH24PC3	38	KTL310DD/RS	12	WH18DSL/JL	22
DH24PM	38	KTL310DD/AID	13	WH18DSL/L4	22
DH25DAL	25	KTL310ID/RS	13	WR12DMR/SUPER	16
DH25PB	38	KTL310ID/AID	13	WR14DL	15
DH28PC	38	KTL410DD	13	WR16SA	52
DH28PD	38	KTL410ID	13	WR18DL	18
DH36DAL	25	KTL418C	20	WR22SA	52
DH38MS	39	KTL418S	24	X100	50
DH40MR	40				

## Explanation of Symbols



Double insulated



Variable speed



Random orbit action



Electric brake



Two speed motor



Through base dust extraction



Electronic soft start



Shock absorbing handle



Brushless motor



Electronic constant speed control



Orbital action



Eco product

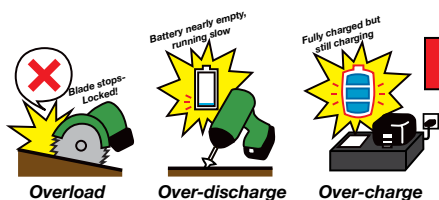


Reverse facility

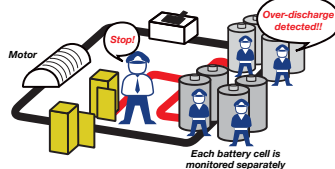


Spindle lock

### Misuse of power tools can damage batteries and shorten their working life



### Hitachi's Multiplex Protection Circuit protects both battery and user




**Hitachi power tools and chargers stop safely to prevent damage to batteries and extend working life**

The Hitachi Koki Group has long recognized the importance of environmental preservation and vigorously promotes environmental preservation activities. The Company fully recognizes that enterprises are also an integral part of society, and, in addition to a deep dedication to equitable and transparent corporate activities, the Company strives as a responsible corporate citizen to create a society of real wealth by maintaining a harmonious relationship with the environment and aggressively pursuing activities that make a positive contribution to society.  
<http://www.hitachi-koki.com/powertools/env/envdata/index.html>



### Why 12V Peak?

Initial no-load voltage, when fully charged, peaks between 12-12.4 Volts. During the battery cycle under a typical load, voltage averages at 10.8 V.



### Important notice - batteries for Hitachi cordless power tools

Please always use genuine Hitachi batteries. We cannot guarantee the safety and performance of our cordless power tools when used with batteries other than those designated by us, or when the battery is disassembled and modified (such as disassembly and replacement of cells or other internal parts).

New Tools



KC10DFL  
2 Piece 10.8V Kit with bag



DS10DFL  
10.8V Drill/Driver



WH10DFL  
10.8V Impact Driver



CH10DL  
10.8V Hedge Trimmer



CG10L  
10.8V Grass Trimmer



UR10DL  
10.8V Radio



WH14DBL  
14.4V Impact Driver



CL14DSL  
14.4V Stud Cutter



DS14DSAL/DS18DSAL  
14.4V/18V Drill/Drivers



R18DL  
18V Wet/Dry Vacuum



R18DSL  
18V Wet/Dry Vacuum



UR18DSL  
Site Radio





**DS18DBL**  
18V Drill/Driver



**DH24DVC**  
24V SDS-Plus Hammer Drill



**DH28PC**  
720W SDS-Plus Hammer Drill



**DH28PD**  
720W SDS-Plus Hammer Drill



**DH38MS**  
950W SDS-Plus Hammer Drill



**G12SS**  
115mm Angle Grinder



**G12SQ**  
115mm Angle Grinder



**G23SS**  
230mm Angle Grinder



**GP2S2**  
Die Grinder



**C6UY**  
165mm Circular Saw



**C7UY**  
190mm Circular Saw



**P20SB**  
Planer

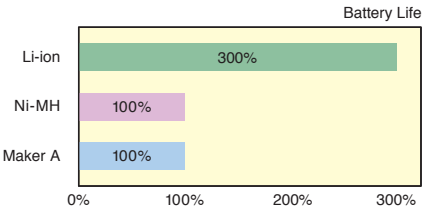
Lighter Weight

Hitachi Li-Ion batteries are 40% lighter than Ni-MH batteries, allowing longer use and greater control.



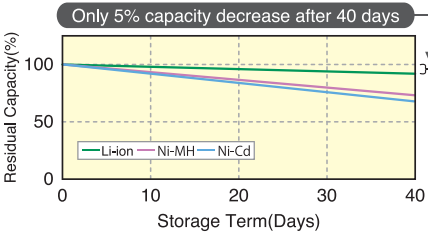
Long Service Life

Unique protection circuitry in Hitachi Li-Ion batteries prevents overload, overcharge and high discharge, giving them up to 260% longer service life than similar batteries.



Environmentally Friendly

Hitachi Li-Ion batteries contain no harmful Cadmium, making them better for the environment. Also, Hitachi Li-Ion batteries have an extremely low self-discharge rate. If a battery is not used, the battery charge will drop by only 5% in 40 days, meaning that less energy is needed to recharge it. Finally, Hitachi Li-Ion batteries have no memory effect, making it possible to top up the battery charge at any time.



New Slide-on Battery Cordless Range

The new DSL range from Hitachi Power Tools feature ultra slim handles for extra comfort and ease of use, thanks to the all new design slide on batteries. Extra battery terminals allow greater flexibility in the provision of new features such as an integral LED spotlight and all electronic switch. These new batteries also offer increased safety thanks to their slide on design, which gives a solid and secure contact at all times.

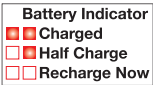
Features of the New Slide On Cordless Range

**Slimline grip.** Thanks to the new battery design the handles of the DSL range are ultra slim.

**All Electronic Switch** - a redesigned switch allows greater control at lower speeds.

**LED Spotlight** - An integral spotlight with handy on/off button situated at the base of the tool. To save energy, the spotlight automatically switches of after 15 minutes of inactivity.

**Battery Level Indicator** - A simple press button indicator shows the amount of power left in the battery.




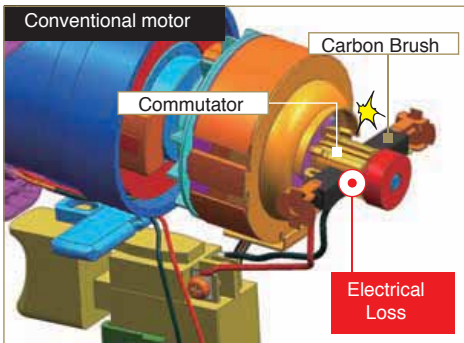


## Ecology, Economy, Electronic Control

### The Hitachi Next Generation Motor

Hitachi's products are opening up a new world of power tools by offering high efficiency, economy, reliability and outstanding performance, based on advanced electronic control technology.

The latest models integrate the newly developed brushless motor, high performance lithium-ion batteries and advanced electronic control technology.



### Brushless Motor Technology

Brushless motors turn much more efficiently than conventional motors with less electrical loss and friction resistance. Brushless motors are around 30% more efficient than conventional motors. Brushless motors also generate less heat than conventional motors, which allows improved dust proofing and longer service life.

The new brushless motor cordless tools from Hitachi Power Tools feature a new electronic trigger switch which requires only half the pulling force of a conventional model. In addition the new electronic switch requires a lower electric load, prolonging its life.



Hitachi's new range of low vibration power tools are designed to meet new standards of vibration reduction, combined with class leading operating performance.



DH40MRY  
Low Vibration SDS-Max Rotary Demolition Hammer



H45MRY  
Low Vibration SDS-Max Demolition Hammer




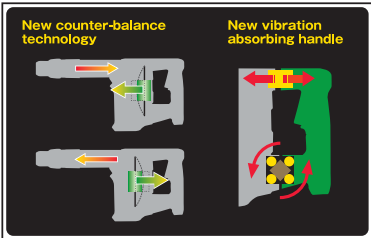
DH50MRY  
Low Vibration SDS-Max Rotary Demolition Hammer



CR13VBY  
Low Vibration Reciprocating Saw



G23SCY  
Low Vibration Angle Grinder



Operating vibration is reduced by a leaf spring counter-balance and a shock absorbing handle that contains four dampers at both the top and bottom connection joints.

Vibration information for Hitachi power tools can be found at [www.LowVibration.com](http://www.LowVibration.com)



Cordless Tools

3.6V & 10.8V Cordless Tools

DB3DL  
3.6V Screwdriver



- Two 1.5Ah Li-Ion batteries
  - 21 stage torque setting
  - Handy LED spotlight
  - 6.35mm (1/4") hex bit holder
  - Spindle lock
  - Lock off switch
- |                |               |              |
|----------------|---------------|--------------|
| Capacity:      | Metal         | 2mm          |
|                | Machine Screw | 5mm          |
|                | Wood Screw    | 3.5 x 20mm   |
| Drive          |               | 6.35mm hex   |
| Battery        |               | 2 x EBM315   |
| Charge Time    |               | 30 minutes   |
| No-Load Speed  |               | 200, 600/min |
| Maximum Torque |               | 5Nm          |
| Overall Length |               | 249mm        |
| Weight         |               | 0.4kg        |

Standard Accessories: UC3SFL charger, 2 x 1.5Ah batteries, driver bit, carrying case.

DB10DL  
10.8V Screwdriver



- Automatic trigger operated LED spotlight
  - Variable speed motor
  - Low battery indicator
  - 21 stage torque setting
  - 6.35mm quick lock hex bit holder
  - Spindle lock for accurate tightening of screws
  - 40 minute charger
- |                |               |             |
|----------------|---------------|-------------|
| Capacity:      | Wood          | 18mm        |
|                | Machine Screw | 6mm         |
|                | Wood Screw    | 6mm         |
| Drive          |               | 6.35mm hex  |
| Battery        |               | 2 x BCL1015 |
| Charge Time    |               | 40 minutes  |
| No-Load Speed  |               | 0-400/min   |
| Maximum Torque |               | 10Nm        |
| Overall Length |               | 147mm       |
| Weight         |               | 0.8kg       |

Standard Accessories: UC10SFL charger, 2 x 1.5Ah batteries, driver bit, carrying case.

DS10DFL  
10.8V Drill/Driver



NEW



- Automatic trigger operated LED spotlight
  - 10mm keyless chuck
  - Variable speed motor
  - Two speed gearbox
  - 21 stage torque setting
  - High torque of 22Nm
  - 40 minute charger
- |                |               |                |
|----------------|---------------|----------------|
| Capacity:      | Wood/Metal    | 21/10mm        |
|                | Machine Screw | 6mm            |
|                | Wood Screw    | 6mm            |
| Chuck Capacity |               | 10mm           |
| Battery        |               | 2 x BCL1015    |
| Charge Time    |               | 40 minutes     |
| No-Load Speed  |               | 0-300/1300/min |
| Maximum Torque |               | 22Nm           |
| Overall Length |               | 188mm          |
| Weight         |               | 1.0kg          |

Standard Accessories: UC10SFL charger, 2 x 1.5Ah batteries, driver bit, carrying case.

WH10DFL/JL  
10.8V Impact Driver



NEW



- Automatic trigger operated LED spotlight
  - Lightweight, compact design
  - Powerful motor with 95Nm torque
  - 6.35mm quick lock hex bit holder
  - 40 minute charger
- |                |      |             |
|----------------|------|-------------|
| Capacity:      | Bolt | M5-M12      |
| Drive          |      | 6.35mm hex  |
| Battery        |      | 2 x BCL1015 |
| Charge Time    |      | 40 minutes  |
| No-Load Speed  |      | 0-2500/min  |
| Impact rate    |      | 0-3000/min  |
| Maximum Torque |      | 95Nm        |
| Overall Length |      | 151mm       |
| Weight         |      | 1.0kg       |

Standard Accessories: UC10SFL charger, 2 x 1.5Ah batteries, driver bit, carrying case.

WH10DL/JL  
10.8V Impact Driver



- Automatic trigger operated LED spotlight
  - Low battery indicator
  - 6.35mm quick lock hex bit holder
  - External brush caps
  - 40 minute charger
- |                |            |             |
|----------------|------------|-------------|
| Capacity:      | Small Bolt | M4-M8       |
|                | Bolt       | M5-M12      |
|                | HT Bolt    | M5-M10      |
| Drive          |            | 6.35mm hex  |
| Battery        |            | 2 x BCL1015 |
| Charge Time    |            | 40 minutes  |
| No-Load Speed  |            | 0-2300/min  |
| Maximum Torque |            | 105Nm       |
| Overall Length |            | 139mm       |
| Weight         |            | 0.9kg       |

Standard Accessories: UC10SFL charger, 2 x 1.5Ah batteries, driver bit, carrying case.

WH10DL/L4  
10.8V Impact Driver Body



Body Only



- Automatic trigger operated LED spotlight
  - Low battery indicator
  - 6.35mm quick lock hex bit holder
  - External brush caps
  - Body only version without batteries, charger and case
- |                |            |            |
|----------------|------------|------------|
| Capacity:      | Small Bolt | M4-M8      |
|                | Bolt       | M5-M12     |
|                | HT Bolt    | M5-M10     |
| Drive          |            | 6.35mm hex |
| Battery        |            | None       |
| No-Load Speed  |            | 0-2300/min |
| Maximum Torque |            | 105Nm      |
| Overall Length |            | 139mm      |
| Weight         |            | 0.9kg      |

Standard Accessories: Driver bit, carrying case.

## WH10DCL/JL 10.8V Angle Impact driver

Li-ion  
BATTERY

STOP  
1.5Ah  
40 min


- Automatic trigger operated LED spotlight
- Low head height of 53mm
- Low battery indicator
- 6.35mm quick lock hex bit holder
- Forward/reverse
- Soft grip handle
- 40 minute charger

Capacity:	Wood screw	4-8mm
	Bolt/HT Bolt	M4-M10/M4-M8
Drive		6.35mm hex
Battery		1 x BCL1015
Charge Time		40 minutes
No-Load Speed		0-2100/min
Impact Rate		0-3000/min
Maximum Torque		30Nm
Overall Length		280mm
Weight		1.0kg

Standard Accessories: UC10SFL charger, 1 x 1.5Ah battery, driver bit, carrying case.

## WH10DCL/L4 10.8V Angle Impact driver Body

Body  
Only

STOP  
1.5Ah  
40 min


- Automatic trigger operated LED spotlight
- Low head height of 53mm
- Low battery indicator
- 6.35mm quick lock hex bit holder
- Forward/reverse
- Soft grip handle
- Body only version without batteries, charger and case

Capacity:	Wood screw	4-8mm
	Bolt/HT Bolt	M4-M10/M4-M8
Drive		6.35mm hex
Battery		None
No-Load Speed		0-2100/min
Impact Rate		0-3000/min
Maximum Torque		30Nm
Overall Length		280mm
Weight		1.0kg

Standard Accessories: driver bit, carrying case.

## CR10DL/JL 10.8V Reciprocating Saw

Li-ion  
BATTERY

STOP  
1.5Ah  
40 min


- Compact, slimline design
- Automatic trigger operated LED spotlight
- Low battery indicator
- Tool free blade changing system
- Adjustable front shoe
- 40 minute charger

Capacity:	Pipe	45mm
	Wood	50mm
	Metal	4mm
Battery		1 x BCL1015
Charge Time		40 minutes
No-Load Speed		0-2700/min
Stroke Length		13mm
Overall Length		349mm
Weight		1.2kg

Standard Accessories: UC10SFL charger, 1 x 1.5Ah battery, 2 blades, wrench, carrying case.

## CR10DL/L4 10.8V Reciprocating Saw Body

Body  
Only

STOP  
1.5Ah  
40 min


- Compact, slimline design
- Automatic trigger operated LED spotlight
- Low battery indicator
- Tool free blade changing system
- Adjustable front shoe
- Body only model without batteries, charger and case

Capacity:	Pipe	45mm
	Wood	50mm
	Metal	4mm
Battery		None
No-Load Speed		0-2700/min
Stroke Length		13mm
Overall Length		349mm
Weight		1.0kg

Standard Accessories: 2 blades, wrench, carrying case

## CG10DL/JL 10.8V Grass Trimmer

Li-ion  
BATTERY

1.5Ah  
40 min

NEW



- Slim soft grip handle for comfortable use
- Low battery indicator
- Large hand guard for user protection
- Working performance per single charge: 23m<sup>2</sup> (250 ft<sup>2</sup>)
- Adjustable cutting height

Grip Perimeter	115mm
Cutting Width	170mm
No-load Speed	1100/min
Performance per charge	23m <sup>2</sup>
Battery	1 x BCL1015
Charge Time	40 minutes
Dimensions (L x W x H)	333 x 170 x 133mm
Weight	1.2kg

Standard Accessories: UC10SFL charger, 1 x 1.5Ah battery, cutting height adjuster, blade cover, case.

## CH10DL/JL 10.8V Grass Trimmer

Li-ion  
BATTERY

1.5Ah  
40 min

NEW



- Slim soft grip handle for comfortable use
- Low battery indicator
- Large hand guard for user protection
- Working performance per single charge: 61m<sup>2</sup> (660 ft<sup>2</sup>)

Grip Perimeter	115mm
Cutting Length	190mm
No-load Speed	1100/min
Performance per charge	61m <sup>2</sup>
Battery	1 x BCL1015
Charge Time	40 minutes
Dimensions (L x W x H)	606 x 80 x 125mm
Weight	1.0kg

Standard Accessories: UC10SFL charger, 1 x 1.5Ah battery, blade cover, case.

KC10DFL  
2 Piece 10.8V Li-Ion Kit

**NEW**



**Li-ion  
BATTERY**

- Lightweight cordless kit in a compact nylon toolbag
- DS10DFL lightweight high spec drill/driver
- WH10DFL lightweight high spec impact driver
- 2 x 1.5Ah Li-Ion batteries
- UC10SFL 40 minute charger
- Standard battery fitting, compatible with existing Hitachi 10.8V cordless tools
- Optimally balanced design
- DS10DFL has a maximum torque of 22Nm
- WH10DFL has a maximum torque of 95Nm
- Slim soft grip handle shape for comfortable use
- Automatic trigger operated LED light
- 40 minute charge time

KTL310DD/ID  
3 Piece 10.8V Li-Ion Kit

**NEW**



DB10DL Drill/Driver

UB10DL Torch

WH10DL Impact Driver

UC10SFL Charger

2 x EBM1015 batteries

705511 Tool Bag

KTL310DD/RS  
3 Piece 10.8V Li-Ion Kit

**NEW**



DB10DL Drill/Driver

UB10DL Torch

CR10DL Reciprocating Saw

UC10SFL Charger

2 x EBM1015 batteries

705511 Tool Bag



**KTL310DD/AID**  
**3 Piece 10.8V Li-Ion Kit**

**NEW**



DB10DL Drill/Driver



UB10DL Torch



WH10DCL Angle Impact Driver



UC10SFL Charger



2 x EBM1015 batteries



705511 Tool Bag

**KTL310ID/RS**  
**3 Piece 10.8V Li-Ion Kit**

**NEW**



WH10DL Impact Driver



UB10DL Torch



CR10DL Reciprocating Saw



UC10SFL Charger



2 x EBM1015 batteries



705511 Tool Bag

**KTL310ID/AID**  
**3 Piece 10.8V Li-Ion Kit**

**NEW**



WH10DL Impact Driver



UB10DL Torch



WH10DCL Angle Impact Driver



UC10SFL Charger



2 x EBM1015 batteries



705511 Tool Bag

**KTL410DD**  
**4 Piece 10.8V Li-Ion Kit**



DB10DL Drill/Driver



UB10DL Torch



WH10DCL Angle Impact Driver



CR10DL Reciprocating Saw



UC10SFL Charger



2 x EBM1015 batteries



705511 Tool Bag

**KTL410ID**  
**4 Piece 10.8V Li-Ion Kit**



WH10DL Impact Driver



UB10DL Torch



WH10DCL Angle Impact Driver



CR10DL Reciprocating Saw



UC10SFL Charger



2 x EBM1015 batteries



705511 Tool Bag

**KTL510**  
**5 Piece 10.8V Li-Ion Kit**



DB10DL Drill/Driver



WH10DL Impact Driver



UB10DL Torch



WH10DCL Angle Impact Driver



CR10DL Reciprocating Saw



UC10SFL Charger



3 x EBM1015 batteries



705511 Tool Bag

14.4V Cordless Tools

DS14DFL  
14.4V Drill/Driver



- Two speed motor
  - Variable speed & reverse
  - Belt hook with bit holder
  - 20 minute charge time
  - Soft grip handle
- |                 |            |                |
|-----------------|------------|----------------|
| Capacity:       | Wood/Metal | 30mm/12mm      |
| Chuck capacity  |            | 13mm           |
| Battery         |            | 2 x BCL1415    |
| Charge Time     |            | 20 minutes     |
| No-Load Speed   |            | 0-400/1200/min |
| Torque settings |            | 22             |
| Maximum Torque  |            | 31Nm           |
| Overall Length  |            | 210mm          |
| Weight          |            | 1.6kg          |

Standard Accessories: UC18YRL charger, 2 x 1.5Ah batteries, driver bit, carrying case.

DS14DSAL  
14.4V Drill/Driver



NEW

- Two speed motor
  - Variable speed & reverse
  - Belt Hook
  - Integral LED spotlight
  - Spindle lock
  - 45 minute charge time
  - External brush caps
- |                 |            |                |
|-----------------|------------|----------------|
| Capacity:       | Wood/Metal | 38mm/13mm      |
| Chuck capacity  |            | 13mm           |
| Battery         |            | 2 x BSL1430    |
| Charge Time     |            | 45 minutes     |
| No-Load Speed   |            | 0-300/1500/min |
| Torque settings |            | 22             |
| Maximum Torque  |            | 45Nm           |
| Overall Length  |            | 196mm          |
| Weight          |            | 1.7kg          |

Standard Accessories: UC18YRSL charger, 2 x 3.0Ah batteries, driver bit, carrying case.

DS14DL  
14.4V Drill/Driver



- Four speed motor
  - Fan cooled charger
  - Save power mode
  - Belt hook with LED light
  - Spindle lock
- |                 |            |                |
|-----------------|------------|----------------|
| Capacity:       | Wood/Metal | 45mm/13mm      |
| Chuck capacity  |            | 13mm           |
| Battery         |            | 2 x EBL1430    |
| Charge Time     |            | 45 minutes     |
| No-Load Speed:  | Power      | 0-200/750/min  |
|                 | Save       | 0-400/1500/min |
| Torque settings |            | 22             |
| Maximum Torque  |            | 52Nm           |
| Overall Length  |            | 234mm          |
| Weight          |            | 2.0kg          |

Standard Accessories: UC18YRL charger, 2 x 3.0Ah batteries, driver bit, carrying case.

DV14DL  
14.4V Combi Drill



- Four speed motor
  - Fan cooled charger
  - Save power mode
  - 22 stage torque setting
  - Belt hook with LED light
  - Spindle lock
- |                        |            |                  |
|------------------------|------------|------------------|
| Capacity:              | Wood/Metal | 45mm/13mm        |
| Chuck capacity         | Brick      | 14mm             |
| Battery                |            | 2 x BCL1430      |
| Charge Time            |            | 45 minutes       |
| No-Load Speed:         | Power      | 0-200/750/min    |
|                        | Save       | 0-400/1500/min   |
| Full Load Impact Rate: | Power      | 0-2400/10200/min |
|                        | Save       | 0-4800/21000/min |
| Maximum Torque         |            | 52Nm             |
| Overall Length         |            | 250mm            |
| Weight                 |            | 2.1kg            |

Standard Accessories: UC18YRL charger, 2 x 3.0Ah batteries, driver bit, carrying case.

DH14DL/JL  
14.4V Hammer Drill



- Fastest drilling speed in its class
  - Variable speed & reverse
  - Electric brake
  - Belt hook with LED spotlight
  - Save Power Mode
  - Fan cooled charger
- |                        |            |             |
|------------------------|------------|-------------|
| Capacity:              | Wood/Metal | 18mm/13mm   |
|                        | Concrete   | 16mm        |
| Chuck Type             |            | SDS-Plus    |
| Battery                |            | 2 x BCL1430 |
| Charge Time            |            | 45 minutes  |
| No-Load Speed:         | Power      | 0-750/min   |
|                        | Save       | 0-1500/min  |
| Full Load Impact Rate: | Power      | 0-3100/min  |
|                        | Save       | 0-6200/min  |
| Impact Energy          |            | 1.4 Joules  |
| Overall Length         |            | 251mm       |
| Weight                 |            | 2.1kg       |

Standard Accessories: 2 batteries, UC18YRL charger, side handle, depth stop, carrying case

DH14DL/L4  
14.4V Hammer Drill Body



- Fastest drilling speed in its class
  - Variable speed & reverse
  - Electric brake
  - Belt hook with LED spotlight
  - Save Power Mode
  - Fan cooled charger
  - Body only model without batteries, charger and case
- |                        |            |            |
|------------------------|------------|------------|
| Capacity:              | Wood/Metal | 18mm/13mm  |
|                        | Concrete   | 16mm       |
| Chuck Type             |            | SDS-Plus   |
| Battery                |            | None       |
| No-Load Speed:         | Power      | 0-750/min  |
|                        | Save       | 0-1500/min |
| Full Load Impact Rate: | Power      | 0-3100/min |
|                        | Save       | 0-6200/min |
| Impact Energy          |            | 1.4 Joules |
| Overall Length         |            | 251mm      |
| Weight                 |            | 2.1kg      |

Standard Accessories: Side handle, depth stop

## WH14DL 14.4V Impact Driver



- Save Power Mode
- High maximum torque of 140Nm
- Variable speed
- Reverse facility
- Fan Cooled Charger
- Belt Hook with LED Light

Capacity:	Screw Bolt	4-10mm
	Bolt	M6-M14
	HT Bolt	M6-M12
Drive		6.35mm hex
Battery		2 x EBL1430
Charge Time		45 minutes
No-Load Speed		0-2000/0-2600/min
Impact Rate		0-2400/0-3200/min
Maximum Torque		140Nm
Overall Length		162mm
Weight		1.5kg

Standard Accessories: UC18YRL charger, 2 x 3.0Ah batteries, carrying case.

## WR14DL 14.4V Impact Wrench



- Save Power Mode
- High maximum torque of 200Nm
- Variable speed
- Reverse facility
- Fan Cooled Charger
- Belt Hook with LED Light

Capacity:	Bolt	M10-M16
	HT Bolt	M8-M14
Drive		12.7mm square
Battery		2 x EBL1430
Charge Time		45 minutes
No-Load Speed		0-2000/0-2600/min
Impact Rate		0-2400/0-3200/min
Maximum Torque		200Nm
Overall Length		167mm
Weight		1.5kg

Standard Accessories: UC18YRL charger, 2 x 3.0Ah batteries, carrying case.

## CJ14DL/JL 14.4V Jigsaw



- Base adjustable up to 45° right & left
- Tool free blade release
- LED spotlight illuminates cut line
- Dust blower ensures cut line is clear
- 4 mode orbital action
- Soft grip handle

Capacity	Wood/Steel:	135mm/10mm
Battery		2 x BCL1430
Charge Time		45 minutes
No-Load Speed		0-2400/min
Stroke length		26mm
Minimum cutting radius		25mm
Weight		2.3kg

Standard Accessories: 2 batteries, UC18YRL charger, blade, splinter guard, chip cover, carrying case

## CJ14DL/L4 14.4V Jigsaw Body



- Base adjustable up to 45° right & left
- Tool free blade release
- LED spotlight illuminates cut line
- Dust blower ensures cut line is clear
- 4 mode orbital action
- Soft grip handle
- Body only model without batteries, charger and case

Capacity	Wood/Steel:	135mm/10mm
Battery		None
No-Load Speed		0-2400/min
Stroke length		26mm
Minimum cutting radius		25mm
Weight		2.3kg

Standard Accessories: Blade, splinter guard, chip cover, carrying case

## G14DL/JL 14.4V Angle Grinder



- High torque design
- Low gear cover height for easier access to confined areas
- Slimline grip
- Side mounted switch
- Replaceable carbon brushes

Wheel diameter		115mm
Battery		2 x BCL1430
Charge Time		45 minutes
No-Load Speed		9300/min
Overall Length		325mm
Weight		1.8kg

Standard Accessories: 2 batteries, UC18YRL charger, side handle, abrasive wheel, wrench, carrying case

## G14DL/L4 14.4V Angle Grinder Body



- High torque design
- Low gear cover height for easier access to confined areas
- Slimline grip
- Side mounted switch
- Replaceable carbon brushes
- Body only model without batteries, charger and case

Wheel diameter		115mm
Battery		None
No-Load Speed		9300/min
Overall Length		325mm
Weight		1.8kg

Standard Accessories: Side handle, abrasive wheel, wrench

# New Brushless Motor Technology from Hitachi

- ✓ High efficiency brushless motor increases working time by 30%
  - ✓ No carbon brushes to replace
  - ✓ Longer service life and greatly increased switch life
  - ✓ Electronic switch requires less pulling force for greater control
- ✓ 4 stage adjustable rotation speed
  - ✓ Lightweight slide-in Li-Ion batteries
  - ✓ LED spotlight illuminates workpiece
  - ✓ Battery level indicator

## WH14DBL 14.4V Impact Driver with Brushless Motor



- Ultra compact impact driver with brushless motor technology
- Two impact modes - single for light work or continuous for high torque applications
- Only 155mm body length - ideal for confined spaces
- Slimline soft grip handle
- Maximum tightening torque of 150Nm
- Forward & reverse switch
- LED spotlight illuminates workpiece
- Battery level indicator
- 1/4" hex bit holder

Standard Accessories: 2 x BSL1430 batteries, UC18YRSL 45 minute charger, carrying case

NEW

Capacity:	Screw	4-8mm
	Bolt	M6-M14
	HT Bolt	M6-M12
Drive		6.35mm hex
Battery		2 x BSL1430
Charge Time		45 minutes
No-Load Speed		0-500/1200
		2000/2600/min
Impact Rate		0-3200/min
Maximum Torque		150Nm
Overall Length		155mm
Weight		1.5kg



## DS18DBL 18V Drill/Driver with Brushless Motor



- Ultra compact drill/driver with brushless motor technology
- Highly efficient brushless motor increases working time by 30%
- No carbon brushes to replace
- Longer service life and greatly increased switch life
- Electronic switch requires less pulling force for greater control
- 4 stage adjustable rotation speed and two speed gearbox means the DS18DBL can be used for light or heavy work
- Only 206mm body length - ideal for confined spaces
- Maximum tightening torque of 67Nm
- Forward & reverse switch
- LED spotlight illuminates workpiece
- 13mm metal chuck with ratcheting lock

Standard Accessories: 2 x BSL1430 batteries, UC18YRSL 45 minute charger, carrying case

NEW

Capacity:	Steel	13mm
	Wood	65mm
Chuck Capacity		13mm
Battery		2 x BSL1830
Charge Time		45 minutes
No-Load Speed		0-200/300/350/400/
		1000/1300/1500/1800/min
Maximum Torque		67Nm
Overall Length		155mm
Weight		2.0kg



## DS18DFL 14.4V Drill/Driver



CLIP-ON  
BATTERIES



- Two speed motor
- Variable speed & reverse
- Belt hook with bit holder
- 20 minute charge time
- Soft grip handle

Capacity:	Wood/Metal	36mm/13mm
Chuck capacity		13mm
Battery		2 x BCL1815
Charge Time		20 minutes
No-Load Speed		0-400/1200/min
Torque settings		22
Maximum Torque		41Nm
Overall Length		220mm
Weight		1.7kg

Standard Accessories: UC18YRL charger, 2 x 1.5Ah batteries, driver bit, carrying case.

## DS18DL 18V Drill/Driver



- Four speed motor
- Fan cooled charger
- Save power mode
- Belt hook with LED light
- Spindle lock

Capacity:	Wood/Metal	50mm/13mm
Chuck capacity		13mm
Battery		2 x EBM1830
Charge Time		45 minutes
No-Load Speed:	Power	0-200/800/min
	Save	0-400/1600/min
Torque settings		22
Maximum Torque		64Nm
Overall Length		234mm
Weight		2.1kg

Standard Accessories: UC18YRL charger, 2 x 3.0Ah batteries, driver bit, carrying case.

## DV18DL/JL 18V Combi Drill



- Four speed motor
- Fan cooled charger
- Save power mode
- 22 stage torque setting
- Belt hook with LED light
- Spindle lock

Capacity:	Wood/Metal	50mm/13mm
	Brick	16mm
Chuck capacity		13mm
Battery		2 x EBM1830
Charge Time		45 minutes
No-Load Speed:	Power	0-200/900/min
	Save	0-400/1800/min
Full Load Impact Rate:		0-4800/21600/min
Maximum Torque		64Nm
Overall Length		250mm
Weight		2.2kg

Standard Accessories: UC18YRL charger, 2 x 3.0Ah batteries, driver bit, carrying case

## DV18DL/L4 18V Combi Drill body



Body  
Only



- Four speed motor
- Save power mode
- 22 stage torque setting
- Belt hook with LED light
- Spindle lock
- Body only model without batteries, charger and case

Capacity:	Wood/Metal	50mm/13mm
	Brick	16mm
Chuck capacity		13mm
Battery		None
No-Load Speed:	Power	0-200/900/min
	Save	0-400/1800/min
Full Load Impact Rate:		0-4800/21600/min
Maximum Torque		64Nm
Overall Length		250mm
Weight		2.2kg

Standard Accessories: Driver bit

## DH18DL 18V Hammer Drill



- Fastest drilling speed in its class
- Variable speed & reverse
- Electric brake
- Belt hook with LED spotlight
- Save Power Mode
- Fan cooled charger

Capacity:	Wood/Metal	18mm/13mm
	Concrete	16mm
Chuck Type		SDS-Plus
Battery		2 x EBM1830
Charge Time		45 minutes
No-Load Speed:	Power	0-750/min
	Save	0-1500/min
Full Load Impact Rate:	Power	0-3100/min
	Save	0-6200/min
Impact Energy		1.4 Joules
Overall Length		251mm
Weight		2.3kg

Standard Accessories: 2 batteries, UC18YRL charger, side handle, depth stop, carrying case

## DH18DL/L4 18V Hammer Drill



Body  
Only



- Fastest drilling speed in its class
- Variable speed & reverse
- Electric brake
- Belt hook with LED spotlight
- Save Power Mode
- Body only model without batteries, charger and case

Capacity:	Wood/Metal	18mm/13mm
	Concrete	16mm
Chuck Type		SDS-Plus
Battery		None
No-Load Speed:	Power	0-750/min
	Save	0-1500/min
Full Load Impact Rate:	Power	0-3100/min
	Save	0-6200/min
Impact Energy		1.4 Joules
Overall Length		251mm
Weight		2.3kg

Standard Accessories: Side handle, depth stop

18V Clip-on Battery Cordless Tools

WH18DL/JL  
18V Impact Driver



- Save Power Mode
- High maximum torque of 150Nm
- Variable speed
- Reverse facility
- Fan Cooled Charger
- Belt Hook with LED Light

Capacity:	Screw	4-10mm
	Bolt	M6-M14
	HT Bolt	M6-M12
Drive		6.35mm hex
Battery		2 x EBM1830
Charge Time		45 minutes
No-Load Speed		0-2000/0-2600/min
Impact Rate		0-2400/0-3200/min
Maximum Torque		150Nm
Overall Length		162mm
Weight		1.6kg

Standard Accessories: UC18YRL charger, 2 x 3.0Ah batteries, carrying case.

WH18DL/L4  
18V Impact Driver body



Body Only

- Save Power Mode
- High maximum torque of 150Nm
- Variable speed
- Reverse facility
- Belt Hook with LED Light
- Body only model without batteries, charger and case

Capacity:	Screw	4-10mm
	Bolt	M6-M14
	HT Bolt	M6-M12
Drive		6.35mm hex
Battery		None
No-Load Speed		0-2000/0-2600/min
Impact Rate		0-2400/0-3200/min
Maximum Torque		150Nm
Overall Length		162mm
Weight		1.6kg

WR18DL  
18V Impact Wrench



- Save Power Mode
- High maximum torque of 220Nm
- Variable speed
- Reverse facility
- Fan Cooled Charger
- Belt Hook with LED Light

Capacity:	Bolt	M10-M16
	HT Bolt	M8-M14
Drive		12.7mm square
Battery		2 x EBM1830
Charge Time		45 minutes
No-Load Speed		0-2000/0-2600/min
Impact Rate		0-2400/0-3200/min
Maximum Torque		220Nm
Overall Length		167mm
Weight		1.6kg

Standard Accessories: UC18YRL charger, 2 x 3.0Ah batteries, carrying case

R18DL/L4  
18V Wet/Dry Vacuum



Body Only

NEW

- High efficiency collection of solid & liquid waste
- Accepts Li-Ion, NiMH or NiCad plug-in batteries
- High capacity translucent dust case
- Includes 3 nozzles for extra versatility
- Battery not included

Dust Capacity	670ml
Continuous Operation	Up to 29 minutes with EBM1830
Weight (without battery)	0.84kg

Standard Accessories: Crevice nozzle, brush nozzle, squeegee nozzle

CJ18DL/JL  
18V Jigsaw



- Base adjustable up to 45° right & left
- Tool free blade release
- Dust blower illuminates cut line
- LED spotlight illuminates cut line
- 4 mode orbital action
- Soft grip handle

Capacity	Wood/Steel:	135mm/10mm
Battery		2 x EBM1830
Charge Time		45 minutes
No-Load Speed		0-2400/min
Stroke length		26mm
Minimum cutting radius		25mm
Weight		2.4kg

Standard Accessories: 2 batteries, UC18YRL charger, blade, splinter guard, chip cover, carrying case

CJ18DL/L4  
18V Jigsaw Body



Body Only

- Base adjustable up to 45° right & left
- Tool free blade release
- Dust blower illuminates cut line
- LED spotlight illuminates cut line
- 4 mode orbital action
- Soft grip handle
- Body only model without batteries, charger and case

Capacity	Wood/Steel:	135mm/10mm
Battery		None
No-Load Speed		0-2400/min
Stroke length		26mm
Minimum cutting radius		25mm
Weight		2.3kg

Standard Accessories: Blade, splinter guard, chip cover, carrying case



## C18DL/JL 18V Circular Saw

**Li-ion  
BATTERY**

**3.0Ah  
45 min**

**CLIP-ON  
BATTERIES**



- Electric brake for operator safety
- 24 tooth slimline TCT blade (1.6mm kerf) reduces battery drain to maximise cutting time
- Spotlight illuminates cut line
- No riving knife means easier plunge cutting

Maximum Cut Depth	0°: 57mm 45°
Bevel:	40mm
Battery	2 x EBM1830
Charge Time	45 minutes
No-Load Speed	3400/min
Blade Diameter	165mm
Bore Size	30mm
Overall Length	351mm
Weight	3.2kg

Standard Accessories: 2 batteries, UC18YRL charger, blade, guide, wrench, carrying case

## C18DL/L4 18V Circular Saw Body



**Body  
Only**



- Electric brake for operator safety
- 24 tooth slimline TCT blade (1.6mm kerf) reduces battery drain to maximise cutting time
- Spotlight illuminates cut line
- No riving knife means easier plunge cutting
- Body only model without batteries, charger and case

Maximum Cut Depth	0°: 57mm 45°
Bevel:	40mm
Battery	None
No-Load Speed	3400/min
Blade Diameter	165mm
Bore Size	30mm
Overall Length	351mm
Weight	3.2kg

Standard Accessories: Blade, guide, wrench

## G18DL/JL 18V Angle Grinder

**Li-ion  
BATTERY**

**CLIP-ON  
BATTERIES**



- High torque design
- Low gear cover height for easier access to confined areas
- Slimline grip
- Side mounted switch
- Replaceable carbon brushes

Wheel diameter	115mm
Battery	2 x EBM1830
Charge Time	45 minutes
No-Load Speed	9100/min
Overall Length	325mm
Weight	1.8kg

Standard Accessories: 2 batteries, UC18YRL charger, side handle, abrasive wheel, wrench, carrying case

## G18DL/L4 18V Angle Grinder Body



**Body  
Only**



- High torque design
- Low gear cover height for easier access to confined areas
- Slimline grip
- Side mounted switch
- Replaceable carbon brushes
- Body only model without batteries, charger and case

Wheel diameter	115mm
Battery	None
No-Load Speed	9100/min
Overall Length	325mm
Weight	1.8kg

Standard Accessories: Side handle, abrasive wheel, wrench

## CR18DL/JL 18V Reciprocating Saw

**Li-ion  
BATTERY**

**3.0Ah  
45 min**

**CLIP-ON  
BATTERIES**



- Variable speed trigger
- Adjustable front shoe
- Tool free blade changing system
- Blade can be fitted facing up or down for extra versatility
- Safety lock-off button
- External brush caps

Capacity	Wood	90mm
	Steel Plate	10mm
	Pipe	90mm
Battery	2 x EBM1830	
Charge Time	45 minutes	
No-Load Speed	0-2100/min	
Stroke length	28mm	
Weight	3.4kg	

Standard Accessories: 2 batteries, UC18YRL charger, blade, wrench, carrying case

## CR18DL/L4 18V Reciprocating Saw Body



**Body  
Only**



- Variable speed trigger
- Adjustable front shoe
- Tool free blade changing system
- Blade can be fitted facing up or down for extra versatility
- Safety lock-off button
- External brush caps
- Body only model without batteries, charger and case

Capacity	Wood	90mm
	Steel Plate	10mm
	Pipe	90mm
Battery	None	
No-Load Speed	0-2100/min	
Stroke length	28mm	
Weight	3.4kg	

Standard Accessories: Blade, wrench

18V Clip-on Battery Cordless Kits

KTL218C  
2 Piece 18V Li-Ion Kit



KTL418C  
4 Piece 18V Li-Ion Kit



KTL518C  
5 Piece 18V Li-Ion Kit



KTL618C  
6 Piece 18V Li-Ion Kit



KTL618CJ  
6 Piece 18V Li-Ion Kit



KTL718C  
7 Piece 18V Li-Ion Kit



## DS18DSAL 18V Drill/Driver



**NEW**



- Two speed motor
- Variable speed & reverse
- Belt Hook
- Integral LED spotlight
- Spindle lock
- 45 minute charge time
- External brush caps

Capacity:	Wood/Metal	45mm/13mm
Chuck capacity		13mm
Battery		2 x BSL1830
Charge Time		45 minutes
No-Load Speed		0-350/1500/min
Torque settings		22
Maximum Torque		52Nm
Overall Length		196mm
Weight		1.8kg

Standard Accessories: UC18YRSL charger, 2 x 3.0Ah batteries, driver bit, carrying case.

## DS18DSL 18V Drill/Driver



- Slimline soft grip
- Single sleeve chuck
- Fan cooled charger
- Battery charge indicator
- Integrated LED light
- Spindle lock
- Variable speed & reverse

Capacity:	Wood	36
	Metal	13
Chuck capacity		13mm
Battery		2 x BSL1830,
Charge Time		45 minutes
Grip Circumference		118mm
No-Load Speed		0-400/1400/min
Torque settings		22
Maximum Torque		45Nm
Overall Length		199mm
Weight		1.8kg

Standard Accessories: UC18YRSL charger, 2 x 3.0Ah batteries, driver bit, carrying case

## DV18DSL/JL 18V Combi Drill



- Slimline soft grip
- Single sleeve chuck
- Fan cooled charger
- Battery charge indicator
- Integrated LED light
- Spindle lock
- Variable speed & reverse

Capacity:	Wood/Metal/Brick	36/13/13
Chuck capacity		13mm
Battery		2 x BSL1830,
Charge Time		45 minutes
Grip Circumference		118mm
No-Load Speed		0-400/1400/min
Full Load Impact Rate		0-5600/19600/min
Torque settings		22
Maximum Torque		45Nm
Overall Length		207mm
Weight		1.8kg

Standard Accessories: UC18YRSL charger, 2 x 3.0Ah batteries, driver bit, carrying case

## DV18DSL/L4 18V Combi Drill Body



- Slimline soft grip
- Single sleeve chuck
- Battery charge indicator
- Integrated LED light
- Spindle lock
- Variable speed & reverse
- Body only model without batteries, charger and case

Capacity:	Wood/Metal/Brick	36/13/13
Chuck capacity		13mm
Battery		None
Grip Circumference		118mm
No-Load Speed		0-400/1400/min
Full Load Impact Rate		0-5600/19600/min
Torque settings		22
Maximum Torque		45Nm
Overall Length		207mm
Weight		1.8kg

Standard Accessories: Driver bit

## DH18DSL/JL 18V Hammer Drill



- Slimline soft grip
- Battery charge indicator
- Variable speed & reverse
- Two mode action
- Save Power Mode
- Electric brake
- Integrated LED spotlight
- Fan cooled charger

Capacity	Wood/Metal/Concrete:	18/13/16mm
Chuck Type		SDS-Plus
Battery		2 x BSL1830, 3.0Ah
Charge Time		45 minutes
Grip Circumference		112mm
No-Load Speed: Save/Power		0-750/1500/min
Impact Rate: Save/Power		0-3100/6200/min
Impact Energy		1.4 Joules
Overall Length		276mm
Weight		2.2kg

Standard Accessories: 2 batteries, UC18YRSL charger, side handle, depth stop, carrying case

## DH18DSL/L4 18V Hammer Drill Body



- Slimline soft grip
- Battery charge indicator
- Variable speed & reverse
- Two mode action
- Save Power Mode
- Electric brake
- Integrated LED spotlight
- Body only model without batteries, charger and case

Capacity	Wood/Metal/Concrete:	18/13/16mm
Chuck Type		SDS-Plus
Battery		None
Grip Circumference		112mm
No-Load Speed: Save/Power		0-750/1500/min
Impact Rate: Save/Power		0-3100/6200/min
Impact Energy		1.4 Joules
Overall Length		276mm
Weight		2.2kg

Standard Accessories: Side handle, depth stop

18V Slide-on Battery Cordless Tools

WH18DSL/JL  
18V Impact Driver



- Slimline soft grip
- Fan cooled charger
- Battery charge indicator
- Save power mode
- Integrated LED light

Capacity:	Screw Bolt	4-10mm
	HT Bolt	M6-M14
Drive		M6-M12
Battery		6.35mm hex
Charge Time		2 x BSL1830
Grip Circumference		45 minutes
No-Load Speed		118mm
Impact Rate		0-2000/0-2600/min
Maximum Torque		0-2400/0-3200/min
Overall Length		150Nm
Weight		145mm
		1.6kg

Standard Accessories: UC18YRSL charger, 2 x 3.0Ah batteries, belt hook, carrying case

WH18DSL/L4  
18V Impact Driver Body



- Slimline soft grip
- Battery charge indicator
- Save power mode
- Integrated LED light
- Body only model without batteries, charger and case

Capacity:	Screw Bolt	4-10mm
	HT Bolt	M6-M14
Drive		M6-M12
Battery		6.35mm hex
Grip Circumference		None
No-Load Speed		118mm
Impact Rate		0-2000/0-2600/min
Maximum Torque		0-2400/0-3200/min
Overall Length		150Nm
Weight		145mm
		1.6kg

C18DSL/JL  
18V Circular Saw



- Electric brake for operator safety
- 24 tooth slimline TCT blade (1.6mm kerf) reduces battery drain to maximise cutting time
- Low battery indicator
- Spotlight illuminates cut line
- Blade positioned on left
- No riving knife means easier plunge cutting

Maximum Cut Depth	0": 57mm
	45° Bevel: 40mm
Battery	2 x BSL1830
Charge Time	45 minutes
No-Load Speed	3400/min
Blade Diameter	165mm
Bore Size	30mm
Weight	3.2kg

Standard Accessories: 2 batteries, UC18YRSL charger, blade, guide, wrench, carrying case

C18DSL/L4  
18V Circular Saw Body



- Electric brake for operator safety
- 24 tooth slimline TCT blade (1.6mm kerf) reduces battery drain to maximise cutting time
- Low battery indicator
- Spotlight illuminates cut line
- Blade positioned on left
- No riving knife means easier plunge cutting
- Body only model without batteries, charger and case

Maximum Cut Depth	0": 57mm
	45° Bevel: 40mm
Battery	None
No-Load Speed	3400/min
Blade Diameter	165mm
Bore Size	30mm
Weight	3.2kg

Standard Accessories: blade, guide, wrench

CJ18DSL/JL  
18V Jigsaw



- Base adjustable up to 45° right & left
- Tool free blade release
- LED spotlight illuminates cut line
- Low battery indicator
- 4 mode orbital action
- Soft grip handle

Capacity	Wood/Mild steel	135mm/10mm
Battery		2 x BSL1830
Charge Time		45 minutes
No-Load Speed		0-2400/min
Stroke length		26mm
Minimum Cutting Radius		25mm
Weight		2.4kg

Standard Accessories: 2 batteries, UC18YRSL charger, blade, splinter guard, chip cover, carrying case

CJ18DSL/L4  
18V Jigsaw Body



- Base adjustable up to 45° right & left
- Tool free blade release
- LED spotlight illuminates cut line
- Low battery indicator
- 4 mode orbital action
- Soft grip handle
- Body only model without batteries, charger and case

Capacity	Wood/Mild steel	135mm/10mm
Battery		None
No-Load Speed		0-2400/min
Stroke length		26mm
Minimum Cutting Radius		25mm
Weight		2.4kg

Standard Accessories: blade, splinter guard, chip cover

**G18DSL/JL**  
**18V Angle Grinder**

**Li-ion**  
**BATTERY**

**3.0Ah**  
**45 min**

Battery Indicator  
Charged  
Half Charge  
Recharge Now

**ISP**

**SLIDE ON**  
**BATTERY SERIES**



- High torque design
- Low gear cover height for easier access to confined areas
- Slimline soft grip
- Low battery indicator
- Side mounted switch
- Replaceable carbon brushes

Wheel diameter	115mm
Battery	2 x BSL1830
Charge Time	45 minutes
No-Load Speed	9100/min
Overall Length	296mm
Weight	1.8kg

Standard Accessories: 2 batteries, UC18YRSL charger, side handle, abrasive wheel, wrench, carrying case

**G18DSL/L4**  
**18V Angle Grinder**

**Li-ion**  
**BATTERY**

**SLIDE ON**  
**BATTERY SERIES**

Battery Indicator  
Charged  
Half Charge  
Recharge Now

**ISP**



**Body Only**

- High torque design
- Low gear cover height for easier access to confined areas
- Slimline soft grip
- Low battery indicator
- Side mounted switch
- Replaceable carbon brushes
- Body only model without batteries, charger and case

Wheel diameter	115mm
Battery	None
No-Load Speed	9100/min
Overall Length	296mm
Weight	1.8kg

Standard Accessories: side handle, abrasive wheel, wrench

**CR18DSL/JL**  
**18V Reciprocating Saw**

**Li-ion**  
**BATTERY**

**3.0Ah**  
**45 min**

**SLIDE ON**  
**BATTERY SERIES**

Battery Indicator  
Charged  
Half Charge  
Recharge Now



- Variable speed trigger
- Adjustable front shoe
- Tool free blade changing system
- Blade can be fitted facing up or down for extra versatility
- Low battery indicator
- Safety lock-off button
- External brush caps

Capacity:	Wood/Pipe	90mm
	Steel plate	10mm
Battery	2 x BSL1830	
Charge Time		45 minutes
No-Load Speed		0-2100/min
Stroke length		28mm
Weight		3.3kg

Standard Accessories: 2 batteries, UC18YRSL charger, blade, wrench, carrying case

**CR18DSL/L4**  
**18V Reciprocating Saw Body**

**Li-ion**  
**BATTERY**

**SLIDE ON**  
**BATTERY SERIES**

Battery Indicator  
Charged  
Half Charge  
Recharge Now



**Body Only**

- Variable speed trigger
- Adjustable front shoe
- Tool free blade changing system
- Blade can be fitted facing up or down for extra versatility
- Low battery indicator
- Safety lock-off button
- External brush caps
- Body only model without batteries, charger and case

Capacity:	Wood/Pipe	90mm
	Steel plate	10mm
Battery		None
No-Load Speed		0-2100/min
Stroke length		28mm
Weight		3.3kg

Standard Accessories: blade, wrench

**R18DSL/L4**  
**18V Wet/Dry Vacuum**

**SLIDE ON**  
**BATTERY SERIES**



**Body Only**



**NEW**

- High efficiency collection of solid & liquid waste
- Accepts 18V slide-in Li-Ion batteries
- High capacity translucent dust case
- Includes 3 nozzles for extra versatility
- Battery not included

Dust Capacity	670ml
Continuous Operation	Up to 29 minutes with BSL1830
Weight (without battery)	0.84kg

Standard Accessories: Crevice nozzle, brush nozzle, squeegee nozzle



18V Slide-on Battery Cordless Kits

KTL218S  
2 Piece 18V Li-Ion Kit



KTL418S  
4 Piece 18V Li-Ion Kit



KTL518S  
5 Piece 18V Li-Ion Kit



KTL618S  
6 Piece 18V Li-Ion Kit



KTL618SJ  
6 Piece 18V Li-Ion Kit



KTL718S  
7 Piece 18V Li-Ion Kit





## DH24DVA/NICD 24V Hammer Drill



- Save power mode
- Push fit bit reception
- Electronic feedback speed control
- Electric brake
- Variable speed & reverse
- Safety clutch
- Drill bit not included

Capacity:	
Concrete/Mild Steel/Soft Wood	24/13/30mm
Chuck Type	SDS-Plus
Battery	2 x EB2420
Charge Time	50 minutes
No-Load Speed	0-1050/0-520/min
Full Load Impact Rate	0-4500/0-2200/min
Impact Energy	2.8J
Length	322mm
Weight	4.1kg

Standard Accessories: UC24YFB charger, 2 x 2.0Ah batteries, side handle, depth stop, carrying case

## DH24DVC 24V Hammer Drill



**NEW**

- Three mode action in roto-stop
- Variable speed & reverse
- Safety clutch
- Multi-angle chisel setting
- Replaceable carbon brushes

Capacity:	
Concrete/Mild Steel/Soft Wood	20/13/27mm
Chuck Type	SDS-Plus
Battery	2 x BSH2420
Charge Time	60 minutes
No-Load Speed	0-1250/min
Full Load Impact Rate	0-5600/min
Impact Energy	1.7J
Length	305mm
Weight	4.1kg

Standard Accessories: UC24SGH charger, 2 x 2.0Ah batteries, side handle, depth stop, carrying case

## DH25DAL 25.2V Hammer Drill



- Fastest drilling speed in its class
- Three mode action includes hammer only for light chiselling
- Variable speed & reverse
- Electric brake
- Push fit bit installation
- 'Save power' mode
- Fan cooled charger
- Drill bit not included

Capacity	Concrete/Metal/Wood	26/13/30mm
Chuck Type	SDS-Plus	
Battery	2 x BSL2530	
Charge Time	60 minutes	
No-Load Speeds	0-550/1100/min	
Impact Rates	0-2250/4500	
Impact Energy	2.8 Joules	
Overall Length	322mm	
Weight	3.6kg	

Standard Accessories: 2 batteries, UC36YRL charger, side handle, depth stop, carrying case

## DH36DAL 36V Hammer Drill



- Fastest drilling speed in its class
- Three mode action includes hammer only for light chiselling
- Variable speed & reverse
- Electric brake
- Push fit bit installation
- 'Save power' mode
- Fan cooled charger
- Drill bit not included

Capacity	Concrete/Metal/Wood	26/13/30mm
Chuck Type	SDS-Plus	
Battery	2 x BSL3626	
Charge Time	80 minutes	
No-Load Speeds	0-550/1100/min	
Impact Rates	0-2250/4500	
Impact Energy	2.8 Joules	
Overall Length	322mm	
Weight	4.0kg	

Standard Accessories: 2 batteries, UC36YRL charger, side handle, depth stop, carrying case

## CL10D2 12V Stud Cutter



**CLIP-ON BATTERIES**

- High speed cutting of studs - up to 370 per charge (M10)
- Cuts quickly and quietly with no sparks or chips
- Minimal damage to the workpiece
- Multi-edged blades prolong operating life
- Convenient stud mounting hole enables rapid cutting of uniform lengths

Max no of cuts per charge (Mild steel studs):	
M10 x 1.5:	370
M8 x 1.25:	570
M6 x 1:	850
3/8" Whit x 1.5875:	410
Battery	1 x EB12B
Charge Time	50 minutes
No-Load Stroke	30/min
Dimensions (L x H)	287 x 179mm
Weight	3.1kg

Standard Accessories: UC14YFA charger, 1 x 2.0Ah battery, wrench, M10 cutters, M10 deburring tool, carrying case

## CL14DSL 14.4V Stud Cutter



**NEW**

- High speed cutting of studs - up to 1020 per charge (M8)
- Cuts quickly and quietly with no sparks or chips
- Minimal damage to the workpiece
- Multi-edged blades prolong operating life
- Convenient stud mounting hole enables rapid cutting of uniform lengths

Max no of cuts per charge (Mild steel studs):	
M10:	660
M8:	1020
M6:	1520
3/8" Whitworth:	740
Battery	1 x BSL1430
Charge Time	45 minutes
No-Load Stroke	30/min
Dimensions (L x H)	277 x 185mm
Weight	2.9kg

Standard Accessories: UC16YRSL charger, 1 x 3.0Ah Li-Ion battery, wrench, M8 cutters, M8 deburring tool, carrying case

WH12DMR/NICD  
12V Impact Driver

NiCad BATTERY 2.0Ah 50 min CLIP-ON BATTERIES



- LED spotlight
- Variable speed
- Reverse
- Electric brake
- Adjustable belt hook
- External brush caps

Capacity:	Screw Bolt	4-8mm
	Bolt	M5-M12
	HT Bolt	M5-M10
Drive		6.35mm hex
Battery		2 x EB1220BL
Charge Time		50 minutes
No-Load Speed		0-2600/min
Impact Rate		0-3200/min
Maximum Torque		130Nm
Overall Length		155mm
Weight		1.6kg

Standard Accessories: UC18Y charger, 2 x 2.0Ah batteries, carrying case

WH14DAF2/JR  
14.4V Impact Driver

NiCad BATTERY 2.0Ah 50 min CLIP-ON BATTERIES



NEW



- LED spotlight
- Variable speed
- Fan cooled motor
- Reverse
- Electric brake
- Adjustable belt hook

Capacity:	Screw Bolt	4-8mm
	Bolt	M5-M12
	HT Bolt	M5-M10
Drive		6.35mm hex
Battery		2 x EB14B
Charge Time		50 minutes
No-Load Speed		0-2500/min
Impact Rate		0-2900/min
Maximum Torque		120Nm
Overall Length		176mm
Weight		1.7kg

Standard Accessories: UC18Y charger, 2 x 2.0Ah batteries, carrying case

DS12DVF3  
12V Drill/Screwdriver

NiCad BATTERY 1.4Ah 30 min CLIP-ON BATTERIES



- 3 x NiCad batteries
- Keyless chuck
- Two speed motor
- Variable speed & reverse
- Electric brake
- Electronic feedback speed control

Capacity:	Mild Steel/Soft Wood:	12/25mm
Chuck Capacity		10mm
Battery		3 x EB1214S
Charge Time		30 minutes
No-Load Speed		0-350/1050 /min
Torque		22 stage
Maximum Torque		26Nm
Length		198mm
Weight		1.5kg

Standard Accessories: UC18Y charger, 3 x 1.4Ah batteries, driver bit, 7pc bit set, carrying case

DN12DY  
12V Angle Drill

NiCad BATTERY 2.0Ah 50 min CLIP-ON BATTERIES



- Keyless chuck
- 95mm head height
- Variable speed & reverse
- Electric brake
- Electronic feedback power control

Capacity	Mild Steel/Soft Wood	10/18mm
Chuck Capacity		10mm
Battery		2 x EB1220BL
Charge Time		50 minutes
No-Load Speed		0-800/min
Maximum Torque		9Nm
Head Height		95mm
Length		305mm
Weight		1.4kg

Standard Accessories: UC14YFA charger, 2 x 2.0Ah batteries, driver bit, carrying case

DS14DVF3/JD  
14.4V Drill/Screwdriver

NiCad BATTERY 1.4Ah 30 min CLIP-ON BATTERIES



- 3 x NiCad batteries
- Keyless chuck
- Two speed motor
- Variable speed & reverse
- Electric brake
- Electronic feedback speed control

Capacity:	Mild Steel/Soft Wood:	12/30mm
Chuck Capacity		10mm
Battery		3 x EB1414S
Charge Time		30 minutes
No-Load Speed		0-400/1200 /min
Torque		22 stage
Maximum Torque		34Nm
Length		210mm
Weight		1.8kg

Standard Accessories: UC18Y charger, 3 x 1.4Ah batteries, driver bit, 7pc bit set, carrying case

DS14DVF3/JR  
14.4V Drill/Screwdriver

NiCad BATTERY 1.4Ah 30 min CLIP-ON BATTERIES



NEW



- 2 x NiCad batteries
- Keyless chuck
- Two speed motor
- Variable speed & reverse
- Electric brake
- Electronic feedback speed control

Capacity:	Mild Steel/Soft Wood:	12/30mm
Chuck Capacity		10mm
Battery		2 x EB1414S
Charge Time		30 minutes
No-Load Speed		0-400/1200 /min
Torque		22 stage
Maximum Torque		34Nm
Length		210mm
Weight		1.8kg

Standard Accessories: UC18Y charger, 2 x 1.4Ah batteries, driver bit, carrying case

## UB12D/UB18D Dual Voltage Torches

CLIP-ON  
BATTERIES



Model shown: UB18D

- 110° adjustable head
- Shoulder strap
- UB12D accepts 9.6V and 12V clip-on batteries
- UB18D accepts 14.4V and 18V clip-on batteries
- Battery not included
- Colour may vary

Battery (not included):

UB12D: EB9, FEB9, EB12, FEB12 series

UB18D: EB14, FEB14, EB18 series

Continuous Illumination:

1.4Ah Battery: Up to 2 hours

2.0Ah Battery: Up to 3 hours

Overall Height:

252mm

Weight:

0.3kg

## UB18DL Dual Voltage Lantern

CLIP-ON  
BATTERIES



- LED & fluorescent lamps
- Auto-switches to LED light on low power
- Rotary handle
- Accepts 14.4V and 18V clip-on batteries
- Battery not included

Battery (not included):

EB14/EB18 series

Continuous Illumination using 1.4Ah Battery:

Fluorescent Up to 2.5 hours

LED Light Up to 70 hours

Continuous Illumination using 3.0Ah Battery:

Fluorescent Up to 5 hours

LED Light Up to 150 hours

Overall Height:

299mm

Weight:

0.4kg

## UB18DAL Torch

Li-ion  
BATTERY

SLIDE-ON  
BATTERIES



- 110° adjustable head
- Low battery indicator
- Shoulder strap
- Accepts 18V slide on batteries
- Spare bulb in head
- Battery not included

Battery (not included):

BSL1830

Continuous Illumination:

Up to 4.5 hours  
with 3.0Ah battery

Overall Height:

274mm

Weight:

0.35kg

## UB18DSL Lantern

Li-ion  
BATTERY

SLIDE-ON  
BATTERIES



- LED & fluorescent lamps
- Rotary handle
- Automatically switches to LED light on low power
- Battery not included

Battery (not included):

BSL1830

Continuous Illumination using 3.0Ah Battery:

Fluorescent Up to 5 hours

LED Light Up to 150 hours

Overall Height:

305mm

Weight:

0.5kg

## UR10DL 10.8V Mini Radio

Li-ion  
BATTERY

CLIP-ON  
BATTERIES



**NEW**



- Compact design
- Powered by a BCL1015 battery (not included)
- Includes LED spotlight
- 8 ohm speaker
- AM & FM bands
- Compatible with all Hitachi 10.8V/12V Peak cordless tools

Usable Battery

BCL1015

Frequency

522-1620kHz (AM)

87.5-108MHz (FM)

Dimensions (H x W x L)

Without Battery 146.5 x 95 x 48.5mm

With Battery 172 x 95 x 48.5mm

Weight

Without Battery 0.2kg

With Battery 0.4kg

## UR18DSL 18V Site Radio

**NEW**

- High quality AM/FM stereo radio
- Can be powered by any Hitachi 14.4V/18V slide-on or clip-on battery (not included)
- Includes mains power adapter
- Digital tuner with LCD display
- 5 preset stations
- High sensitivity large-scale antenna gives a high frequency
- Maximum volume of 83.1db with an 18V battery at 1 metre
- 2 x 3 inch speakers and bass reflex
- AUX socket can be used with MP3 player
- USB socket to charge a mobile phone
- Rubber frame protection



Usable Battery

14.4V/18V

NiCad/NiMH/Li-Ion

Clip-on/Slide-on

Frequency

522-1620kHz (AM)

87.5-108MHz (FM)

Dimensions (H x W x L)

281 x 184 x 231mm

Weight (Without Battery)

3.3kg

COMPATIBLE WITH

CLIP-ON  
BATTERIES

SLIDE-ON  
BATTERIES

NiCad, Ni-MH, Li-Ion

Lithium-Ion Batteries & Chargers

**EBM315**  
3.6V Li-Ion  
1.5Ah capacity



**BCL1015**  
10.8V Li-Ion  
1.5Ah capacity



**BCL1415**  
14.4V Li-Ion  
1.5Ah capacity



**BCL1430**  
14.4V Li-Ion  
3.0Ah capacity



**BCL1815**  
18V Li-Ion  
1.5Ah capacity



**EBM1830**  
18V Li-Ion Clip On  
3.0Ah capacity



**BSL1830**  
18V Li-Ion Slide On  
3.0Ah capacity



**BSL2530**  
25.2V Li-Ion  
3.0Ah capacity



**BSL3626**  
36V Li-Ion  
2.6Ah capacity



Part Number	Model	Description
326299	EBM315	3.6V 1.5Ah Battery
329371	BCL1015	10.8V 1.5Ah Battery
327729	BCL1415	14.4V 1.5Ah Battery
326824	BCL1430	14.4V 3.0Ah Battery
327731	BCL1815	18V 1.5Ah Battery
326240	EBM1830	18V 3.0Ah Clip On Battery
330068	BSL1830	18V 3.0Ah Slide On Battery
328033	BSL2530	25.2V 3.0Ah Battery
328036	BSL3626	36V 2.6Ah Battery

**UC3SFL**  
Dedicated Charger  
Voltage: 3.6V only  
Type: Li-Ion only



**UC3SML**  
Dedicated Charger  
Includes 12V car adapter to charge from a cigarette lighter socket  
Voltage: 3.6V only  
Type: Li-Ion only



**UC10SFL**  
Dedicated Charger  
Voltage: 10.8V only  
Type: Li-Ion only



**UC18YRL**  
Universal Charger  
Charges Clip On type batteries  
Fan cooling extends battery life  
Voltage: 7.2 - 18V  
Type: Li-Ion, NiMH, Super NiMH and NiCad



**UC18YRSL**  
14.4V-18V Charger Charger  
Charges Slide On type batteries  
Fan cooling extends battery life  
Voltage: 14.4 - 18V  
Type: Li-Ion only



**UC36YRL**  
Li-Ion Charger  
Charges slide type batteries  
Fan cooling extends battery life  
Voltage: 25.2 & 36V only  
Type: Li-Ion only



Model	Description
UC3SFL	Li-Ion only Charger
UC3SML	Li-Ion only Charger
UC10SFL	Li-Ion only Charger
UC18YRSL	Li-Ion Slide On Charger
UC18YRL	Universal Clip on charger
UC36YRL	Li-Ion only charger

CHARGERS	
UC3SFL	Dedicated Charger 3.6V Li-Ion
UC3SML	Dedicated Charger 3.6V Li-Ion inc car charger
UC9SD	Dedicated Charger 9.6V
UC10SFL	Dedicated Charger 10.8V Li-Ion
UC12SD	Dedicated Charger 12V
UC14YFA	Universal Charger 7.2V - 14.4V
UC18YG	Universal Charger 7.2V - 18V
UC18YRL	Fan Cooled Universal Charger 7.2V - 18V
UC18YRSL	Fan Cooled Charger 14.4V-18V Li-Ion Slide On
UC24YFA	Universal Charger 7.2V-24V Socket Type
UC24YFB	Universal Charger 7.2V-24V Slide Type
UC36YRL	25.2V - 36V Fan Cooled Charger
BATTERIES NICKEL CADMIUM (NiCad)	
324079	EB9S 9.6 Volt Battery 1.3Ah
310377	EB9B 9.6 Volt Battery 2.0Ah
322629	EB1214S 12 Volt Battery 1.4Ah
310378	EB12B 12 Volt Battery 2.0Ah
320387	EB1220BL 12 Volt battery 2.0Ah
322633	EB1414S 14.4 Volt Battery 1.4Ah
315130	EB14B 14.4 Volt Battery 2.0Ah
322882	EB1814SL 18V Battery 1.4Ah
319764	EB1820 18 Volt Battery 2.0Ah
322880	EB1820L 18 Volt Battery 2.0Ah
316959	EB24B 24 Volt Battery 2.0Ah Cassette Type
326555	EB2420 24 Volt Battery 2.0Ah Slide Type
BATTERIES NICKEL-METAL HYDRIDE (Ni-MH)	
318368	EB930H 9.6 Volt Battery 3.0Ah
318841	EB1230H 12 Volt Battery 3.0Ah
322883	EB1426H 14.4 Volt Battery 2.6Ah
322878	EB1826HL 18 Volt Battery 2.6Ah
319765	EB1830H 18 Volt Battery 3.0Ah
319105	EB2430H 24 Volt Battery 3.0Ah
Batteries Super Nickel-Metal Hydride	
326053	EB1233X 12 Volt Battery 3.3Ah
326054	EB1433X 14.4 Volt Battery 3.3Ah
326055	EB1833X 18 Volt Battery 3.3Ah
326056	EB2433X 24 Volt Battery 3.3Ah
BATTERIES LITHIUM-ION (LI-ION) - CLIP ON	
326299	EBM315 Battery 3.6 Volt 1.5Ah
331067	BCL1015 Battery 10.8V 1.5Ah
327729	BCL1415 Battery 14.4V 1.5Ah
326824	BCL1430 Battery 14.4V 3.0Ah
327731	BCL1815 Battery 18V 1.5Ah
326240	EBM1830 Battery 18V 3.0Ah

BATTERIES LITHIUM-ION (LI-ION) - SLIDE ON	
329083	BSL1430 Battery 14.4V
330068	BSL1830 Battery 18V 3.0Ah
328033	BSL2530 Battery 25.2V 3.0Ah
328036	BSL3626 Battery 36V 2.6Ah
TORCH BULBS	
314424	Replacement bulb for UB12D (2 per pack)
318767	Replacement bulb for UB18D (2 per pack)
323339	Replacement lamp for UB18DL
Note: Torch bulbs are classed as spares	
STUD CUTTER ACCESSORIES	
308563	M6 Cutters (Pair)
308568	M6 Trimmer
308564	M8 Cutters (Pair)
308569	M8 Trimmer
308565	M10 Cutters (Pair)
308570	M10 Trimmer
998479	3/8" Whitworth Cutters (Pair)
308567	3/8" Whitworth Trimmer
IMPACT ACCESSORIES	
752082	Chuck & Adapter to fit impact drivers
752500	41 Piece Impact Bit & Socket Set
752266	Phillips No.2 Driver Bit, 109mm long (2 pcs)
752288	Pozi No. 2 Driver Bit, 109mm long (2 pcs)
751973	1/4" hex to 1/2" square socket adapter
752298	Phillips 2-35mm (3 pcs)
752299	Phillips 3-35mm (3 pcs)
752283	Pozidrive 2-35mm (3 pcs)
752284	Pozidrive 3-35mm (3 pcs)
752314	Torx T25-35mm (3 pcs)
752315	Torx T30-35mm (3 pcs)
752316	Torx T40-35mm (3 pcs)
INSERT BITS	
705041	Phillips No.1 x 25mm (2 pcs)
705042	Phillips No.2 x 25mm (2 pcs)
705044	Pozidrive No.1 x 25mm (2 pcs)
705046	Slotted 4.5 x 0.6mm x 25mm (2 pcs)
705047	Slotted 5.5 x 0.8mm x 25mm (2 pcs)
752295	Slotted 6.5 x 1.2mm x 25mm (3 pcs)
752253	Phillips No. 2 x 25mm (3 pcs)
752254	Phillips No. 3 x 25mm (3, pcs)
752257	Phillips No. 2 x 25mm (25 pcs)
752258	Phillips No. 3 x, 25mm (25 pcs)
752261	Phillips No. 2 x 25mm Titanium coated (3 pcs)

## Cordless Accessories

752262	Phillips No. 3 x 25mm Titanium coated (3 pcs)
752264	Phillips No. 2 x 50mm (3 pcs)
752265	Phillips No. 3 x 50mm (3 pcs)
752266	Phillips No. 2 x 109mm (2 pcs)
752267	Phillips No. 2 x 152mm (2 pcs)
752268	Phillips No. 3 x 152mm (2 pcs)
752273	Pozidrive No. 2 x 25mm (3 pcs)
752277	Pozidrive No. 2 x 25mm (25 pcs)
752278	Pozidrive No. 3 x 25mm (25 pcs)
752281	Pozidrive No. 2 x 25mm Titanium coated (3 pcs)
752282	Pozidrive No. 3 x, 25mm Titanium coated
752286	Pozidrive No. 2 x 50mm (3 pcs)
752287	Pozidrive No. 3 x, 50mm
752288	Pozidrive No. 2 x 109mm (2 pcs)
752289	Pozidrive No. 2 x 152mm (2 pcs)
752290	Pozidrive No. 3 x 152mm (2 pcs)
752291	Flat 4 x 0.5 x 25mm (3 pcs)
752294	Flat 6 x 1 x 25mm (3 pcs)
752309	Torx T20 x 25mm (3 pcs)
752312	Torx T30 x 25mm (3 pcs)
752313	Torx T40 x 25mm (3 pcs)
752320	Torx T20 x 50mm (3 pcs)
752323	Torx T30 x 50mm (3 pcs)
752324	Torx T40 x 50mm (3 pcs)
752342	Hexagonal 2 x 25mm (3 pcs)
752344	Hexagonal 3 x 25mm (3 pcs)
752352	Nut Setter 6mm x 45mm
752353	Nut Setter 7mm x 45mm
752354	Nut Setter 8mm x 45mm
<b>DOUBLE ENDED SCREWDRIVER BITS</b>	
705049	Double End Bit Phillip - Slotted (2pcs)
705051	Double End Bit Pozi - Slotted (2 pcs)
752381	Double Ended Phillips 1 - Pozidrive No. 1
752382	Double Ended Phillips 2 - Pozidrive No. 2
752383	Double Ended Phillips 3 - Pozidrive No. 3
<b>SCREWDRIVER BIT SETS</b>	
705052	Assorted Insert Bits in Kit Box (60pcs)
705053	Assortd Insert Bits + Bit Holder (7 pcs)
705058	Screwdriver Bit Set (18 pcs)
705070	Assorted Bits + Bit Holder (61 pcs)
752250	25mm Phillips bits PH1/2/3 + Bit Holder (30 pcs)
752270	25mm Pozidrive Bits PZ1/2/3 + Bit Holder (30 pcs)
752300	25mm Torx bits T20/25/30/40 + Bit Holder (30 pcs)

752340	PH1/2/3, PZ1/2/3, T20/25/30/40 + Bit Holder (30 pcs)
752269	25mm Titanium coated PH1/2/3, PZ1/2/3 + Bit Holder (42 pcs)
<b>SCREWDRIVER BIT HOLDERS</b>	
752398	Magnetic Bit Holder 41mm
752394	Magnetic Bit Holder 60mm
705054	SDS-plus Universal Bit Holder







Rotary Drills, Impact Drills  
& Screwdrivers

Rotary Drills

D6SH  
Rotary Drill



- High speed motor
- Compact design
- Light weight
- Includes belt hook

Capacity :	Steel	6.5mm
	Wood	9mm
Chuck Capacity		6.5mm
Power Input		240W
No-Load Speed		4500/min
Overall Length		206mm
Weight		0.9kg

Standard Accessories: Chuck key, depth stop, belt clip



D10VC2  
Rotary Drill



- Keyless chuck
- Variable speed
- Reverse
- Soft grip handle

Capacity:	Steel	10mm
	Wood	25mm
Chuck Capacity		10mm
Power Input		460W
No-Load Speed		0-2300/min
Overall Length		238mm
Weight		1.3kg

Standard Accessories: Carrying case



D10VF  
Rotary Drill



- Keyless chuck
- Variable speed
- Reverse
- Soft grip handle

Capacity:	Steel	10mm
	Wood	25mm
Chuck Capacity		10mm
Power Input		710W
No-Load Speed		0-3000/min
Overall Length		265mm
Weight		1.8kg

Standard Accessories: Carrying case



D13VF  
Rotary Drill



- Keyless chuck
- Variable speed
- Reverse
- Soft grip handle

Capacity:	Steel	13mm
	Wood	40mm
Chuck Capacity		13mm
Power Input		710W
No-Load Speed		0-850/min
Overall Length		265mm
Weight		2.1kg

Standard Accessories: Side handle, carrying case



D13  
Rotary Drill



- High torque output for specific applications
- Reverse facility
- All metal gear housing for high durability
- Top handle plus rear D handle for greater control
- External brush caps

Capacity:	Steel	13mm
	Wood	40mm
Chuck Capacity		13mm
Power Input		720W
No-Load Speed		550/min
Overall Length		378mm
Weight		3.0kg

Standard Accessories: Chuck key, side handle, back handle



## D10YB Angle Drill



- Ideal for restricted spaces
- Slimline body design
- Low head height of 84mm
- Variable speed
- Reverse

Capacity:	steel	10mm
	wood	22mm
Chuck capacity		10mm
Power input		500W
No-load speed		500-2300/min
Head height		84mm
Grip circumference		184mm
Overall length		290mm
Weight		1.5kg

Standard Accessories: Side handle, chuck key



## FDV16VB2 Impact Drill



- Variable speed
- Two mode action
- Lightweight & compact
- Reverse
- Keyless chuck
- Soft grip handle

Capacity :	Brick	16mm
	Steel	13mm
	Wood	25mm
Chuck Capacity		13mm
Power Input		550W
No-Load Speed		0-2900/min
Full-Load Impact Rate		27360/min
Overall Length		289mm
Weight		1.6kg

Standard Accessories: Side handle, depth stop, carrying case

## DV16V Impact Drill



- Variable speed
- Two mode action
- Reverse
- Keyless chuck
- Soft grip handle

Capacity:	Brick	16mm
	steel	13mm
	wood	25mm
Chuck capacity		13mm
Power input		590W
No-load speed		0-2900/min
Full Load Impact Rate		34500/min
Overall length		269mm
Weight		1.5kg

Standard Accessories: Side handle, depth stop, carrying case

## DV18V Impact Drill



- Variable speed
- Two mode action
- Reverse
- Keyless chuck
- Soft grip handle

Capacity:	Brick	18mm
	Steel	13mm
	Wood	40mm
Chuck Capacity		13mm
Power Input		690W
No-load speed		0-1000/13000/min
Full Load Impact Rate		0-13000/39000/min
Overall length		333mm
Weight		2.0kg

Standard Accessories: Side handle, depth stop, carrying case

## DV20VB2 Impact Drill



- Variable speed
- Two speed gearbox
- Two mode action
- Reverse
- Keyless chuck
- Soft grip handle

Capacity:	Brick	20mm
	Steel	13mm
	Wood	40mm
Chuck capacity		13mm
Power input		790W
No-load speed		0-1000/3000/min
Full Load Impact Rate		0-13000/39000/min
Overall length		333mm
Weight		2.2kg

Standard Accessories: Side handle, depth stop, carrying case

Screwdrivers

W6V4  
Drywall Screwdriver



- Ideal for drywall screws
- Adjustable depth setting
- Lock-on button
- Ergonomic body design with soft grip handle
- Improved handle geometry for greater operator comfort
- Aluminium gear casing
- Detachable sub stopper
- Extra long 7.5m power cord

Bit Shank	6.35mm
Capacity: Drywall Screw	6mm
Power Input	620W
No-Load Speed	0-4500/min
Overall Length	312mm
Weight	1.4kg

Standard Accessories: No 2 driver bit, sub stopper



W6VM  
Drywall Screwdriver



- Ideal for drywall screws
- Adjustable depth setting
- Lock-on button
- Ergonomic body design with soft grip handle
- Improved handle geometry for greater operator comfort
- Aluminium gear casing
- Detachable sub stopper
- Extra long 7.5m power cord

Bit Shank	6.35mm
Capacity: Drywall Screw	6mm
Power Input	620W
No-Load Speed	0-6000/min
Overall Length	328mm
Weight	1.4kg

Standard Accessories: No 2 driver bit, sub stopper

W6VB3  
TEKS® Screwdriver



- Ideal for TEKS® self-drilling screws
- Adjustable depth setting
- Lock-on button
- Ergonomic body design with soft grip handle
- Improved handle geometry for greater operator comfort
- Aluminium gear casing
- Detachable sub stopper
- Extra long 7.5m power cord

Bit Shank	6.35mm
Capacity: TEKS/Drywall/Wood Screw	6mm
Power Input	620W
No-Load Speed	0-4500/min
Overall Length	312mm
Weight	1.4kg

Standard Accessories: Magnetic hex socket, sub stopper

W8VB2  
TEKS® Screwdriver



- Ideal for TEKS® self-drilling screws
- Adjustable depth setting
- Lock-on button
- Ergonomic body design with soft grip handle
- Improved handle geometry for greater operator comfort
- Aluminium gear casing
- Detachable sub stopper
- Extra long 7.5m power cord

Bit Shank	6.35mm
Capacity: TEKS/Drywall/Wood Screw	8mm
Power Input	620W
No-Load Speed	0-1700/min
Overall Length	312mm
Weight	1.5kg

Standard Accessories: Magnetic hex socket, sub stopper



Straight Shank HSS Drill Bits (Singles)	
705251	1.5mm
705252	2.5mm
705253	3mm
705254	4mm
705255	5mm
705256	5.5mm
705257	6mm
705258	6.5mm
705259	7mm
705260	8mm
705261	10mm
705262	11mm
705263	13mm
Straight Shank Masonry Drill Bits	
705071	4 x 85mm
705072	5 x 85mm
705073	5.5 x 85mm
705074	5.5 x 150mm
705075	6 x 100mm
705076	6.5 x 100mm
705077	7 x 100mm
705078	7 x 150mm
705079	8 x 120mm
705080	8 x 200mm
705081	10 x 120mm
705082	10 x 200mm
705242	12 x 150mm
705243	12 x 300mm
705244	14 x 150mm
705245	14 x 300mm
705246	16 x 150mm
705247	16 x 300mm
705248	16 x 400mm
705249	20 x 300mm
705250	22 x 300mm
Straight Shank Wood Drill Bits	
705264	3mm
705265	4mm
705266	5mm
705267	6mm
705268	7mm
705269	8mm
705270	10mm

Straight Shank Flat Wood Bits	
705273	10mm
705274	13mm
705275	16mm
705276	18mm
705277	19mm
705278	20mm
705279	22mm
705280	25mm
705281	32mm
705282	38mm
Straight Shank Auger Drill Bits	
705300	6 x 235mm
705301	8 x 235mm
705302	10 x 235mm
705303	12 x 235mm
705304	16 x 235mm
705305	19 x 235mm
705306	20 x 200mm
705307	22 x 235mm
705308	25 x 235mm
Straight Shank HSS Drill Bits (Singles)	
705251	1.5mm
705252	2.5mm
705253	3mm
705254	4mm
705255	5mm
705256	5.5mm
705257	6mm
705258	6.5mm
705259	7mm
705260	8mm
705261	10mm
705262	11mm
705263	13mm
Straight Shank Masonry Drill Bits	
705071	4 x 85mm
705072	5 x 85mm
705073	5.5 x 85mm
705074	5.5 x 150mm
705075	6 x 100mm
705076	6.5 x 100mm
705077	7 x 100mm
705078	7 x 150mm
705079	8 x 120mm

705080	8 x 200mm
705081	10 x 120mm
705082	10 x 200mm
705242	12 x 150mm
705243	12 x 300mm
705244	14 x 150mm
705245	14 x 300mm
705246	16 x 150mm
705247	16 x 300mm
705248	16 x 400mm
705249	20 x 300mm
705250	22 x 300mm
Straight Shank Wood Drill Bits	
705264	3mm
705265	4mm
705266	5mm
705267	6mm
705268	7mm
705269	8mm
705270	10mm
Straight Shank Flat Wood Bits	
705273	10mm
705274	13mm
705275	16mm
705276	18mm
705277	19mm
705278	20mm
705279	22mm
705280	25mm
705281	32mm
705282	38mm
Straight Shank Auger Drill Bits	
705300	6 x 235mm
705301	8 x 235mm
705302	10 x 235mm
705303	12 x 235mm
705304	16 x 235mm
705305	19 x 235mm
705306	20 x 200mm
705307	22 x 235mm
705308	25 x 235mm
705310	16 x 100mm
705311	20 x 100mm
705312	25 x 100mm
705313	32 x 235mm

DRILL BIT SETS (WOOD, PLASTIC, METAL) PLASTIC CASE	
705021	7 Pcs HSS (1.5 - 6.0 mm)
705022	13Pcs HSS (1.5 - 6.5 x 0.5mm)
705025	13 Pcs HSS (1/16 -1/4" x 1/64")
DRILL BIT SETS (WOOD, PLASTIC, METAL) METAL CASE	
705023	19 Pcs HSS (1.0 - 10 mm)
DRILL BIT SETS (MASONRY)	
705027	5 Pcs (4.0 - 7.0 mm)
DRILL BIT SETS (WOOD)	
705029	5 Pcs (4.0 - 10.0 mm)
DRILL BIT SETS (SDS-PLUS)	
751017	5 Pcs (5, 6 & 8 x 110mm, 6 & 8 x 160mm)
DRILL & DRIVER BIT SETS	
705040	43 Pcs Drill/Driver Bit Set
705039	48 Pcs Drill & Driver Bit Set
705057	60 Pcs Driver & Bit Set
705315	112 Pcs Drill & Driver Bit Set
CHUCKS & ADAPTERS	
752082	Chuck & Adapter to fit impact drivers
705002	10mm keyless chuck, 3/8 x 24, hammerlock
705004	10mm keyless chuck, 3/8 x 24, rotary only
705005	13mm keyless chuck, 1/2 x 20, hammerlock
705006	10mm keyed chuck, 3/8 x 24, with key
705007	10mm keyed chuck, 1/2 x 20, with key
705008	13mm keyed chuck, 1/2 x 20, with key
705009	Chuck key 10mm 705 series chucks
705011	Chuck key 13mm 705 series chucks
705012	13mm Keyed, with SDS+ Adapter
705013	10mm heavy duty keyless chuck, 3/8 x 24
705014	10mm heavy duty keyless chuck, 1/2 x 20
752068	1-13mm heavy duty impact keyless chuck, 1/2 x 20
705000	SDS-plus chuck adapter
705010	Drilling accessory kit for SDS-Plus hammer drills
319528	Angle attachment for D13VF
SCREWDRIVER ACCESSORIES	
317827	Sub stopper for 1/4" hexagon socket
317671	Sub stopper for 5/16" hexagon socket
317670	Sub stopper for 3/8" hexagon socket
317672	Sub stopper for 41mm magnetic bit holder
317673	Sub Stopper for 75mm Mag Bit Holder
752391	Magnetic Bit Holder 75mm







Hammer Drills & Breakers

Rotary Hammer Drills

DH24PB3  
SDS-Plus Rotary Hammer Drill-  
Two mode



- Soft grip on handle and gear casing
- Push lock bit receptor
- Compact design
- Powerful 800W motor
- Variable speed and reverse
- Two mode action (rotary and hammer drilling)
- Safety clutch
- Efficient dust and grease seal design
- Drill bit not included

Capacity:	Concrete (drill)	24mm
	Concrete (TCT core)	50mm
	Steel	13mm
	Wood	32mm
Power Input		800W
No-Load Speed		0-1150/min
Full Load Impact Rate		0-4600/min
Impact Energy		3.2J
Overall Length		351mm
Weight		2.4kg

Standard Accessories: side handle, depth stop, carrying case

DH24PM  
SDS-Plus Rotary Hammer Drill-  
Quick change chuck



QUICK CHANGE CHUCK  
SDS-PLUS • 13MM

- Available in 110V only
- Supplied with SDS-Plus and 13mm metal chucks
- Two action mechanism locks chuck securely in place and allows quick and easy release
- Powerful 800W motor
- Three mode action
- Efficient dust and grease seal design
- Drill bit not included

Capacity:	Concrete (drill)	24mm
	Concrete (TCT core)	50mm
	Steel	13mm
	Wood	32mm
Power Input		800W
No-Load Speed		0-1150/min
Full Load Impact Rate		0-4600/min
Impact Energy		3.2J
Overall Length:	SDS-Plus	384mm
	13mm Chuck	430mm
Weight		2.6kg

Standard Accessories: side handle, depth stop, carrying case

DH24PC3  
SDS-Plus Rotary Hammer Drill-  
Three mode



- Soft grip on handle and gear casing
- Push lock bit receptor
- Compact design
- Powerful 800W motor
- Variable speed and reverse
- Three mode action (rotary drilling, hammer drilling & chiselling)
- Safety clutch
- Efficient dust and grease seal design
- Drill bit not included

Capacity:	Concrete (drill)	24mm
	Concrete (TCT core)	50mm
	Steel	13mm
	Wood	32mm
Power Input		800W
No-Load Speed		0-1150/min
Full Load Impact Rate		0-4600/min
Impact Energy		3.2J
Overall Length		351mm
Weight		2.4kg

Standard Accessories: side handle, depth stop, carrying case

DH25PB  
SDS-Plus Rotary Hammer Drill



- Compact design
- Variable speed
- Two mode action (rotary and hammer drilling)
- Safety clutch
- Drill bit not included

Capacity:	Concrete (drill)	25mm
	Steel	13mm
	Wood	32mm
Power Input		650W
No-Load Speed		0-1100/min
Full Load Impact Rate		0-4000/min
Impact Energy		3.0J
Overall Length		318mm
Weight		3.4kg

Standard Accessories: side handle, depth stop, dust cup, carrying case

DH28PC  
SDS-Plus Rotary Hammer Drill



NEW



- No 1 drilling speed in its class
- Compact design
- Forward and reverse
- Idle striking prevention mechanism extends service life
- 3 mode function - rotary drilling, hammer drilling and hammer only
- High impact energy of 3.5 Joules
- Drill bit not included

Capacity:	Concrete (drill)	4-28mm
	Concrete (TCT core)	80mm
	Steel	13mm
	Wood	32mm
Power Input		720W
No-Load Speed		0-1050/min
Full Load Impact Rate		0-4000/min
Impact Energy		3.5J
Overall Length		316mm
Weight		3.5kg

Standard Accessories: side handle, depth stop, carrying case

DH28PD  
SDS-Plus Rotary Hammer Drill



NEW



DUST  
COLLECTION  
FACILITY

- Compact hammer drill with dust cassette
- No 1 drilling speed in its class
- Compact design
- Idle striking prevention mechanism extends service life
- 3 mode function Rotary drilling, Hammer drilling and Hammer only
- High impact energy of 3.5 Joules
- Drill bit not included

Capacity:	Concrete (drill)	4-28mm
	Concrete (TCT core)	80mm
	Steel	13mm
	Wood	32mm
Power Input		720W
No-Load Speed		0-1050/min
Full Load Impact Rate		0-4000/min
Impact Energy		3.5J
Overall Length		316mm
Weight		4.7kg

Standard Accessories: side handle, depth stop, carrying case

## DH38MS SDS-Max Rotary Demolition Hammer



Double insulated for safety



Eco product

**NEW**

- Powerful 950W motor
- Safety clutch
- High impact energy of 9 Joules
- Single speed motor
- Two mode action (rotary hammer drilling and hammer only) with neutral position
- Soft grip front and rear handles
- Variable lock mechanism allows chisels to be set at 12 positions for greater convenience
- Drill bit not included

Capacity: Concrete - Drill Bit	38mm
Concrete - TCT Core Bit	105mm
Power Input	950W
No-Load Speed	620/min
Full Load Impact Rate	2800/min
Impact Energy	9 Joules
Overall Length	mm
Weight	6.4kg
Standard Accessories: side handle, carrying case	



Solid drilling



TCT core drilling



Breaking

Rotary Demolition Hammers

DH40MR  
SDS-max Rotary Demolition Hammer



- Variable speed
- Constant speed control
- Two mode action
- Safety clutch
- Auto stop brushes
- Drill bit not included

Capacity:	Concrete - Drill bit	40mm
	Concrete - TCT Core bit	105mm
Bit Shank	SDS-max	
Power Input	950W	
No-load Speed	240-480/min	
Full Load Impact Rate	1320-2650/min	
Impact Energy	10.0J	
Overall Length	435mm	
Weight	6.5kg	

Standard Accessories: 3 hex wrenches, side handle, depth stop, grease pack, carrying case

DH45MR  
SDS-max Rotary Demolition Hammer




- Variable speed
- Constant speed control
- Two mode action
- Safety clutch
- Auto stop brushes
- Drill bit not included

Capacity:	Concrete - Drill bit	45mm
	Concrete - TCT Core bit	125mm
Bit Shank	SDS-max	
Power Input	1200W	
No-load Speed	120-240/min	
Full Load Impact Rate	1200-2500/min	
Impact Energy	15.5J	
Overall Length	500mm	
Weight	8.0kg	

Standard Accessories: 2 hex wrenches, side handle, depth stop, grease pack, carrying case

**UVP**  
USER VIBRATION PROTECTION



Hitachi's new range of low vibration power tools are designed to meet new standards of vibration reduction, combined with class leading operating performance.

DH40MR Y  
Low Vibration SDS-max Rotary Demolition Hammer



- Variable speed
- Constant speed control
- Two mode action
- Safety clutch
- Auto stop brushes
- Drill bit not included

Capacity:	Concrete - Drill bit	40mm
	Concrete - TCT Core bit	105mm
Bit Shank	SDS-max	
Power Input	950W	
No-load Speed	240-480/min	
Full Load Impact Rate	1320-2650/min	
Impact Energy	10.5J	
Overall Length	480mm	
Weight	6.8kg	

Standard Accessories: Side handle, depth stop, grease pack, carrying case

DH50MR  
SDS-max Rotary Demolition Hammer



- Variable speed
- Constant speed control
- Two mode action
- Safety clutch
- Auto stop brushes
- Drill bit not included

Capacity:	Concrete - Drill bit	50mm
	Concrete - TCT Core bit	160mm
Bit Shank	SDS-max	
Power Input	1400W	
No-load Speed	110-230/min	
Full Load Impact Rate	1050-2150/min	
Impact Energy	20.0J	
Overall Length	570mm	
Weight	10.0kg	

Standard Accessories: Side handle, depth stop, grease pack, carrying case

DH50MR Y  
Low Vibration SDS-max Rotary Demolition Hammer



- Variable speed
- Constant speed control
- Two mode action
- Safety clutch
- Auto stop brushes
- Drill bit not included

Capacity:	Concrete - Drill bit	50mm
	Concrete - TCT Core bit	160mm
Bit Shank	SDS-max	
Power Input	1400W	
No-load Speed	110-230/min	
Full Load Impact Rate	1050-2150/min	
Impact Energy	20.0J	
Overall Length	570mm	
Weight	10.5kg	

Standard Accessories: Side handle, depth stop, grease pack, carrying case

## H25PV SDS-Plus Demolition Hammer



- High impact rate for excellent chipping performance
- Idle hammering prevention extends service life
- Variable lock mechanism allows chisel to be set in eight positions
- Soft touch gripping areas for greater comfort and control

Power Input	500W
Full Load Impact Rate	0-3200/min
Impact Energy	4.0J
Bit Shank	SDS-Plus
Overall Length	351mm
Weight	2.3kg

Standard Accessories: side handle, depth stop, dust cup, syringe, 17 piece accessory kit, carrying case.



## H45MR SDS-Max Demolition Hammer



- Idle hammering prevention extends service life
- Compact and lightweight design
- Vibration-absorbing handle
- Sturdy aluminium casing
- Variable lock mechanism allows chisels to be set in 12 positions
- Soft grip rear handle
- 360° front handle
- Chisel not included

Power Input	950W
Full Load Impact Rate	3000/min
Impact Energy	12.5J
Bit Shank	SDS-Max
Overall Length	454mm
Weight	5.9kg

Standard Accessories: 3 hex bar wrenches, side handle assy, bull point, carrying case.

## H45MRV Low Vibration SDS-Max Demolition Hammer



- Compact and lightweight design
- Low vibration design
- Sturdy aluminium casing
- Variable lock mechanism allows chisels to be set in 12 positions
- 360° front handle
- Auto stop carbon brushes
- Chisel not included

Power Input	950W
Full Load Impact Rate	3000/min
Impact Energy	12.7J
Bit Shank	SDS-Max
Overall Length	475mm
Weight	5.9kg

Standard Accessories: Side handle assy, bull point, carrying case.



## H60MRV SDS-Max Demolition Hammer



- Variable speed with constant speed control
- Maximum impact energy of 26 Joules for high demolition efficiency
- Original design anti-vibration system
- Fully adjustable D-type front handle
- Soft grip rear handle
- Durable aluminium alloy casing with double insulated internal construction
- Chisel not included

Power Input	1350W
Full Load Impact Rate	930-1650/min
Impact Energy	7-26J
Bit Shank	SDS-Max
Overall Length	576mm
Weight	10.5kg

Standard Accessories: bull point, hex wrench, steel carrying case



Heavy Duty Breakers

H60KA  
Heavy Duty Breaker



- Accepts the popular range of 21mm Kango type bits
- 25Joule impact energy for higher demolition efficiency
- D-type front handle can be fitted front or rear facing for complete control
- Rubber grip on tool retainer gives better control during wall chasing
- Durable aluminium alloy casing
- Chisel not included

Power Input	1300W
Full Load Impact Rate	1600/min
Impact Energy	25.0J
Bit Shank	K-Hex
Overall Length	570mm
Weight	11kg

Standard Accessories: bull point, side handle, hex wrench, dust cover, steel carrying case



**K-TAPER  
FITTING**

H65SD2  
Heavy Duty Breaker



- Accepts 3 types of 28mm hex bit: standard, collarless retaining groove and air tool
- Anti-vibration handles for excellent vibration reduction
- Durable aluminium housing with double insulated internal construction
- Auto stop carbon brushes
- Chisel not included

Power Input	1340W
Full Load Impact Rate	1400/min
Impact Energy	42.0J
Bit Shank	28mm Hex
Overall Length	823mm
Weight	18.5kg

Standard Accessories: 2 wrenches, carrying case



**28mm HEX  
FITTING**

H70SD  
Heavy Duty Breaker



- Accepts 3 types of 28mm hex shank: Air tool shank bit  
Standard hex shank bit (combo type)  
Retaining groove bit without collar
- Dustproof double air vent construction protects against entry of concrete chips
- Chisel not included

Power Input	1240W
Full Load Impact Rate	1400/min
Impact Energy	42.0J
Overall Height	722mm
Weight	20.0kg

Standard Accessories: 2 wrenches



**28mm HEX  
FITTING**



SDS-PLUS MASONRY DRILL BITS	
750100	4 x 110mm
751701	4 x 160mm
750101	5 x 110mm
750102	5 x 160mm
751703	5 x 210mm
751704	5 x 310mm
750103	5.5 x 110mm
750104	5.5 x 160mm
751706	5.5 x 260mm
750105	6 x 110mm
750106	6 x 160mm
751709	6 x 310mm
750107	6.5 x 110mm
750108	6.5 x 160mm
751712	6.5 x 260mm
751713	6.5 x 310mm
750109	7 x 110mm
750110	7 x 160mm
750112	8 x 160mm
750114	8 x 260mm
750115	8 x 300mm
750161	8 x 450mm
751717	8 x 600mm
750117	9 x 210mm
751718	9.5 x 160mm
750119	10 x 160mm
750121	10 x 260mm
750123	10 x 450mm
751720	10 x 800mm
750169	10 x 1000mm
750126	12 x 160mm
750128	12 x 260mm
750130	12 x 450mm
750170	12 x 1000mm
750135	14 x 310mm
750136	14 x 450mm
750171	14 x 1000mm
751727	15 x 210mm
751728	15 x 450mm
750141	16 x 300mm
750142	16 x 450mm
750172	16 x 1000mm

750144	18 x 300mm
750145	18 x 450mm
750149	20 x 200
750150	20 x 300mm
750151	20 x 450 mm
750153	22 x 250 mm
750154	22 x 450 mm
750157	25 x 260mm
750158	25 x 450 mm
SDS-PLUS MASONRY BIT SETS (10 PER PACK)	
752602	5 x 110
752604	5 x 160
752608	5.5 x 160
752611	6 x 110
752612	6 x 160
752616	6.5 x 160
752621	7 x 160
752624	8 x 160mm
752626	8 x 260mm
752632	10 x 160mm
752635	10 x 310mm
752641	12 x 210mm
SDS-PLUS MULTIPACKS	
751017	Multipack (5 pcs asstd)
751023	Multipack 5/6/8/10/12 x 160mm
751024	Multipack 6/8 x 110, 6/8/10 x 160
751025	Drill Set with Chuck & Adapter
751030	Drill Set with Keyless Chuck & Adapter
751031	10,12,14,16,18,20 x 450mm (6 pcs)
SDS-PLUS ZENTRO DRILL BITS (4 WAY POINT)	
752201	16 x 250mm
752203	18 x 250mm
752205	20 x 250mm
752206	20 x 450mm
752208	22 x 450mm
752210	24 x 450mm
752212	25 x 450mm
752213	28 x 250mm
752215	30 x 250mm
752217	32 x 450mm

SDS-PLUS AUGER DRILL BITS	
705232	6 x 205mm
705233	8 x 205mm
705234	10 x 205mm
705235	12 x 205mm
705236	16 x 205mm
705237	20 x 205mm
705238	22 x 205mm
705239	25 x 205mm
SDS-PLUS STEELS	
751589	Chisel Set 250mm (Bull, Cold & Cutter)
751590	Bull Point 250mm
751591	Cold Chisel 20 x 250mm
751592	Cutter 40 x 250mm
751594	Chasing Gouge 22 x 250mm
SDS-PLUS TCT LIGHT-DUTY CORE BITS	
705330	25mm
705331	30mm
705332	40mm
705333	45mm
705334	50mm
705335	66mm
705336	80mm
705344	110mm
705337	SDS-Plus 100mm Adapter
705338	SDS-Plus 300mm Adapter
705339	7mm Pilot Drill Bit
705340	Tommy Bar for Disassembly
705341	13mm Hexagon Adapter



SDS-MAX TCT CORE CUTTERS	
750960	Core bit 40 x 100mm
750961	Core bit 50 x 100mm
750962	Core bit 65 x 100mm
750963	Core bit 80 x 100mm
750964	Core bit 90 x 100mm
750965	Core bit 100 x 100mm
750966	Core bit 125 x 100mm
750967	Centring bit 11 x 120mm
750968	Core bit shank 180mm SDS-Max cone 1:8
750969	Core bit shank 450mm SDS-Max cone 1:8
SDS-MAX DRILL BITS	
750910	12 x 340mm
750911	12 x 540mm
750914	14 x 340mm
750915	14 x 540mm
750919	16 x 340mm
750920	16 x 540mm
750922A	18 x 340mm
750923A	18 x 540mm
750925	20 x 320mm
750926A	20 x 520mm
750928A	22 x 320mm
750929	22 x 520mm
750930A	22 x 920mm
750931	24 x 320mm
750932	24 x 520mm
750933A	25 x 320mm
750934	25 x 520mm
750936A	28 x 370mm
750937	28 x 570mm
750939A	30 x 370mm
750940	30 x 570mm
750941	32 x 370mm
750942A	32 x 570mm
750944	35 x 370mm
750945	35 x 570mm
750947	38 x 370mm
750948A	38 x 570mm
750949	40 x 370mm
750950	40 x 570mm

SDS-MAX STEELS	
750990	280mm bull point
750991	360/400mm bull point
750993	280mm cold chisel
750994	360/400mm cold chisel
750996	brick raking chisel
750997	50 x 400mm cutter
750998	75 x 300mm cutter
751000	32 x 300mm chasing gouge
'K' TYPE STEELS	
751531	Bull point 300mm
751531	Bull point 300mm
751532	Bull point 380mm
751533	Bull point 450mm
751537	Cutter 50 x 375mm
751538	Cutter 75 x 375mm
751534	Cold chisel 300mm
751535	Cold chisel 380mm
751536	Cold chisel 450mm
28mm STEELS	
705390	Bull point 500mm
751523	Chisel 500x36mm
705392	Wide chisel 500 x 76mm
705393	Asphalt cutter 430 x 115mm
705394	Digger steel 480 x 125mm
705395	Tamping head shank 400mm
705396	Tamping head 218mm
HAMMER ADAPTERS	
303619	SDS-Plus to A Taper Adapter
751006	SDS-Max to SDS-Plus Adapter
750246	13mm Hex to SDS-Plus Adapter
750453	Adapter SDS-Max to ½ x 20UNF
BREAKER TROLLEY	
93499130	Trolley





Metalworking Tools

Angle Grinders

G10SR3  
100mm Angle Grinder



- High power 730W motor
- Class leading overload durability
- Compact and lightweight
- Side mounted on/off switch
- Spindle lock

Wheel Diameter	100mm
Arbor	16mm
Power Input	730W
No-Load Speed	10000/min
Spindle Thread	M10 x 1.5
Overall Length	254mm
Weight	1.4kg

Standard Accessories: wrench, side handle

G12SS  
115mm Angle Grinder



NEW

- High power 580W motor
- Excellent overload durability
- Compact and lightweight
- Side mounted on/off switch
- Spindle lock

Wheel Diameter	115mm
Arbor	22mm
Power Input	580W
No-Load Speed	11000/min
Spindle Thread	M14 x 2
Overall Length	254mm
Weight	1.4kg

Standard Accessories: wrench, side handle

G12SR3  
115mm Angle Grinder



- High power 730W motor
- Class leading overload durability
- Compact and lightweight
- Side mounted on/off switch
- Spindle lock

Wheel Diameter	115mm
Arbor	22mm
Power Input	730W
No-Load Speed	10000/min
Spindle Thread	M14 x 2
Overall Length	254mm
Weight	1.4kg

Standard Accessories: wrench, side handle

G12S2  
115mm Angle Grinder



- Two position side handle
- Spindle lock

Wheel diameter	115mm
Arbor	22mm
Power Input	800W (230V) 760W (110V)
No-Load Speed	11000/min
Spindle Thread	M14 x 2
Overall Length	250mm
Weight	1.6kg

Standard Accessories: abrasive wheel, wrench, side handle

G12SQ  
115mm Angle Grinder



NEW

840W  
MOTOR



- 'Dead man' type paddle switch
- Smallest grip diameter in its class
- Class leading overload durability
- Class leading dust proofing
- Lightweight design
- Short body length
- Two position side handle
- Spindle lock

Wheel diameter	115mm
Arbor	22mm
Power Input	840W
No-Load Speed	10000/min
Spindle Thread	M14 x 2
Overall Length	273mm
Weight	1.6kg

Standard Accessories: abrasive wheel, wrench, side handle

G12SE2  
115mm Angle Grinder



- Quick release wheel guard
- Two position side handle
- Spindle lock

Wheel diameter	115mm
Arbor	22mm
Power Input	1200W (230V) 1050W (110V)
No-Load Speed	11000/min (230V) 10000/min (110V)
Spindle Thread	M14 x 2
Overall Length	321mm
Weight	1.9kg

Standard Accessories: abrasive wheel, wrench, side handle

## G13SB3 125mm Angle Grinder



- Two position side handle
- Spindle lock

Wheel diameter	125mm
Arbor	22mm
Power Input	1300W (230V) 830W (110V)
No-Load Speed	11000/min (230V) 10000/min (110V)
Spindle Thread	M14 x 2
Overall Length	283mm
Weight	1.9kg

Standard Accessories: abrasive wheel, wrench, side handle



## G13SE2 125mm Angle Grinder



- Quick release wheel guard
- Two position side handle
- Spindle lock

Wheel diameter	125mm
Arbor	22mm
Power Input	1200W (230V) 1050W (110V)
No-Load Speed	11000/min (230V) 10000/min (110V)
Spindle Thread	M14 x 2
Overall Length	283mm
Weight	1.9kg

Standard Accessories: abrasive wheel, wrench, side handle

## G13SC2 125mm Angle Grinder



- Back handle design
- Three position front handle
- Spindle lock

Wheel diameter	125mm
Arbor	22mm
Power Input	1200W
No-Load Speed	10000/min
Spindle Thread	M14 x 2
Overall Length	381mm
Weight	2.7kg

Standard Accessories: abrasive wheel, wrench, side handle

## G13YC 125mm Angle Grinder



- Soft start
- Electronic speed control
- Quick release wheel guard
- Two position front handle
- Spindle lock

Wheel diameter	125mm
Arbor	22mm
Power Input	1500W
No-Load Speed	10000/min
Spindle Thread	M14 x 2
Overall Length	321mm
Weight	2.0kg

Standard Accessories: abrasive wheel, wrench, side handle

## G18SE3 180mm Angle Grinder



- Anti-vibration front handle
- Three position front handle
- Spindle lock
- Abrasive wheel not included

Wheel diameter	180mm
Arbor	22mm
Power Input	2300W
No-Load Speed	8500/min
Spindle Thread	M14 x 2
Overall Length	478mm
Weight	5.2kg

Standard Accessories: wrench, side handle

Angle Grinder Kits

G12SR3/CD  
115mm Angle Grinder Kit



- High power 730W motor
- Class leading overload durability
- Compact and lightweight
- Side mounted on/off switch
- Spindle lock
- Includes segmented diamond wheel

Wheel Diameter	115mm
Arbor	22mm
Power Input	730W
No-Load Speed	10000/min
Spindle Thread	M14 x 2
Overall Length	254mm
Weight	1.4kg

Standard Accessories: wrench, side handle



NEW

G12SQ/CD  
115mm Angle Grinder Kit



- 'Dead man' type paddle switch
- Smallest grip diameter in its class
- Class leading overload durability
- Class leading dust proofing
- Lightweight design
- Short body length
- Two position side handle
- Spindle lock

Wheel diameter	115mm
Arbor	22mm
Power Input	840W
No-Load Speed	10000/min
Spindle Thread	M14 x 2
Overall Length	273mm
Weight	1.6kg

Standard Accessories: wrench, side handle



NEW

G23SS/CD  
230mm Angle Grinder Kit



- High overload durability
- Three position front handle
- Spindle lock
- Abrasive wheel not included

Wheel diameter	230mm
Arbor	22mm
Power Input	1900W
No-Load Speed	6600/min
Spindle Thread	M14 x 2
Overall Length	463mm
Weight	4.3kg

Standard Accessories: wrench, side handle



NEW



## G23SS 230mm Angle Grinder



**NEW**



- High overload durability
- Three position front handle
- Spindle lock
- Abrasive wheel not included

Wheel diameter	230mm
Arbor	22mm
Power Input	1900W
No-Load Speed	6600/min
Spindle Thread	M14 x 2
Overall Length	463mm
Weight	4.3kg

Standard Accessories: wrench, side handle

## G23SC3 230mm Angle Grinder



- Quick release wheel guard
- Anti-vibration front handle
- Three position front handle
- Spindle lock
- Abrasive wheel not included

Wheel diameter	230mm
Arbor	22mm
Power Input	2300W
No-Load Speed	6600/min
Spindle Thread	M14 x 2
Overall Length	478mm
Weight	5.2kg

Standard Accessories: wrench, side handle

## G23MR 230mm Angle Grinder



- Double insulated aluminium motor housing
- Insulation equivalent to plastic housing
- Greater strength and heat resistance
- Quick release wheel guard
- Anti-vibration front handle
- Three position front handle
- Spindle lock
- Abrasive wheel not included

Wheel diameter	230mm
Arbor	22mm
Power Input	2400W
No-Load Speed	6600/min
Spindle Thread	M14 x 2
Overall Length	492mm
Weight	5.4kg

Standard Accessories: wrench, side handle



## G23UB2 230mm Angle Grinder



- Quick release wheel guard
- Soft start
- Anti-vibration front handle
- Three position front handle
- Spindle lock
- Abrasive wheel not included

Wheel diameter	230mm
Arbor	22mm
Power Input	2500W
No-Load Speed	6600/min
Spindle Thread	M14 x 2
Overall Length	478mm
Weight	5.2kg

Standard Accessories: wrench, side handle

## G23SCY Low Vibration 230mm Angle Grinder



**UVP**  
USER VIBRATION PROTECTION



- Low full-load tri-axial vibration level
- Class leading overload durability
- Quick release wheel guard
- Anti-vibration front and side handles
- Three position front handle
- Spindle lock
- Abrasive wheel not included

Wheel diameter	230mm
Arbor	22mm
Power Input	2400W
No-Load Speed	6600/min
Spindle Thread	M14 x 2
Overall Length	500mm
Weight	5.1kg

Standard Accessories: wrench, side handle

Die Grinders, Stone & Metal Cutting Tools

GP2S2  
Die Grinder



NEW

- Extended front housing to access recessed work
- Slim, easy to grip housing
- External brush caps
- Large auto return lock-on slide switch
- 25000rpm for efficient grinding and polishing

Max Wheel Diameter	25mm
Chuck Size	6mm
Power Input	520W
No-Load Speed	25000/min
Overall Length	359mm
Weight	1.7kg

Standard Accessories: 2 wrenches



X100  
Die Grinder



- Available in 110V only
- Offset front housing
- Suitable for points up to 32mm
- External brush caps
- Lock-on slide switch

Max Wheel Diameter	32mm
Chuck Size	6mm
Power Input	480W
No-Load Speed	10000/min
Overall Length	400mm
Weight	1.9kg

Standard Accessories: 2 wrenches

CD7SA  
Metal Cutting Saw



- Compact size
- Lightweight design
- LED spotlight
- Soft grip handle

Wheel Diameter	185mm
Max Cutting Depth	63mm
Power Input	1140W (230V) 1100W (110V)
No-Load Speed	3700/min
Weight	4.0kg

Standard Accessories: 38 tooth saw blade, guide, wrench, safety glasses

CM5SB  
Disc Cutter



- High dust extraction rate
- Spindle lock
- Wheel not included

Wheel Diameter	125mm
Max Cutting Depth	33mm
Power Input	1300W (230V) 830W (110V)
No-Load Speed	11000/min (230V) 10000/min (110V)
Weight	2.9kg

Standard Accessories: dust collection adapter, wrench, side handle, carrying case

CM9SR  
Disc Cutter



- High dust extraction rate
- Wide base for extra stability
- Spindle lock
- Wheel not included

Wheel Diameter	230mm
Max Cutting Depth	60mm
Power Input	2000W
No-Load Speed	6600/min
Weight	7.7kg

Standard Accessories: dust collection adapter, wrench, pipe handle, carrying case

## CC14SF Cut-Off Machine



- Spindle lock
- Spark guard
- Quick lock adjustable vice
- 0-45° mitre facility

Blade/Wheel Type	Cut-Off
Blade/Wheel Diameter	355mm
Arbor	25.4mm
Cut Depth:	115mm
Round Pipe	115 x 130mm
Shaped Steel	2000W (230V)
Power Input	1640W (110V)
No-Load Speed	3800/min
Weight	16kg

Standard Accessories: bar wrench, cut-off wheel



## CM12Y Cut-Off Machine



- High power 2400W soft start motor
- Accepts both 20 and 22mm bore discs/blades
- Mid position front and rear handles
- Fully adjustable safety guard
- Dust extraction port
- Spindle lock
- External brush caps
- Wheel not included

Wheel Diameter	305mm
Arbor	20/22mm
Max Cutting Depth	100mm
Power Input	2400W
No-Load Speed	5000/min
Weight	11.5kg

Standard Accessories: dust collection adapter, spanner, protective goggles.



## CM14E Petrol Disc Cutter

- Reliable air cooled petrol motor
- Large 2 stage filtration system
- Easy belt tension adjustment
- Fully adjustable cutting arm
- Wheel not included

Wheel Diameter	355mm
Arbor	20mm
Max Cutting Depth	125mm
Maximum Power	3kW
Max Spindle Speed	4400/min
Dry Weight	11.5kg

Standard Accessories: dust collection adapter, wrench, pipe handle



**2-STROKE  
PETROL MOTOR**

# Metal Cutting Tools & Impact Wrenches

## CN16SA Nibbler



- Slimline grip
- Three position indexing die holder
- Cuts corrugated and trapezoidal section materials
- External brush caps

Capacity:	Mild Steel	1.6mm
	Stainless	1.2mm
	Aluminium Plate	2.3mm
Min Cutting Radius		40mm
Power Input		400W
No-Load Speed		2300/min
Cutting Speed		1.8m/min
Overall Length		250mm
Weight		1.7kg

Standard Accessories: die, punch, two wrenches

## CE16SA Shear



- Slimline grip
- 8 cutting edges per blade for extended life
- Up to 3200m cutting per set of blades
- External brush caps

Capacity:	Mild Steel	1.6mm
	Stainless	1.2mm
	Aluminium Plate	2.3mm
Min Cutting Radius		25mm
Power Input		400W
No-Load Speed		4700/min
Cutting Speed		6.3m/min
Overall Length		250mm
Weight		1.7kg

Standard Accessories: blade set, thickness gauge, wrench.

## VB16Y Rebar Cutter/Bender



- Slip clutch prevents machine overload
- Fast bend time
- Multiple cut & bend system
- Bend angle set by dial
- 110V only

Multiple cut and bend system:		
	Cutting	Bending
φ10mm	2 pieces	3 pieces
φ12mm	1 piece	2 pieces
φ16mm	1 piece	1 piece
Input Power		510W motor
Bend time (180° bend in 16mm rebar)		5.1 seconds
Bend Diameter		38/50/62mm
Weight		17kg
Maximum Bend		180°
Capacity (grade 460 rebar)		8-16mm
Anticipated Cutter Life		8000 cuts

Standard Accessories: hex wrench, cutter set



## WR16SA ½" Impact Wrench



- Reverse
- Most powerful wrench in its class at 360Nm (266 ft-lbs)
- Soft grip handle for greater comfort and control
- Innovative body design
- ½" square drive

Capacity:	Ordinary Bolt	M12-M22
	High Tensile	M12-M16
Torque		360Nm (266ft-lbs)
Square Drive		½" (12.7mm)
Power Input		480W
No-Load Speed		1900/min
Full-Load Impact Rate		2100/min
Overall Length		258mm
Weight		2.8kg

Standard Accessories: wrench, side handle

## WR22SA ¾" Impact Wrench



- Reverse facility
- Powerful impact energy of 610Nm (450 ft-lbs)
- Soft grip handle for greater comfort and control
- Innovative body design
- ¾" square drive

Capacity:	Ordinary Bolt	M14-M24
	High Tensile	M16-M22
Torque		610Nm (266ft-lbs)
Square Drive		¾" (12.7mm)
Power Input		850W
No-Load Speed		1800/min
Full-Load Impact Rate		2000/min
Overall Length		302mm
Weight		4.8kg

Standard Accessories: side handle, carrying case

ABRASIVES WHEELS FOR CUTTING & GRINDING			
752501	Cutting	115 x 1	Flat
752502	Cutting	125 x 1	Flat
752503	Cutting	105 x 1 x 16	Flat
752505	Cutting	115 x 1.5	Flat
752506	Cutting	125 x 1.5	Flat
752507	Cutting	180 x 1.5	Flat
752508	Cutting	230 x 1.9	Flat
752511	Cutting	115 x 2.5	Flat
752512	Cutting	125 x 2.5	Flat
752514	Cutting	180 x 3	Flat
752515	Cutting	230 x 3	Flat
752521	Cutting	115 x 2.5	DPC
752522	Cutting	125 x 2.5	DPC
752524	Cutting	180 x 3	DPC
752525	Cutting	230 x 3	DPC
752531	Cutting	115 x 3	Flat
752532	Cutting	125 x 3	Flat
752534	Cutting	180 x 3	Flat
752535	Cutting	230 x 3	Flat
752541	Cutting	115 x 3	DPC
752542	Cutting	125 x 3	DPC
752544	Cutting	180 x 3	DPC
752545	Cutting	230 x 3	DPC
752551	Grinding	115 x 6	DPC
752552	Grinding	125 x 6	DPC
752554	Grinding	180 x 6	DPC
752555	Grinding	230 x 6	DPC
ABRASIVE WHEEL MULTI-PACKS			
752595	115mm	10 pcs	4 x st. steel, 6 x metal
752596	125mm	10 pcs	4 x st. steel, 6 x metal
752598	180mm	6 pcs	2 x st. steel, 4 x metal
752599	230mm	6 pcs	3 x st. steel, 3 x metal

WHEEL NUTS, WASHERS & PIN SPANNERS		
321795	Wheel Nut	G10SR3
320497	Wheel Washer	
313933	Pin Spanner	
994324	Wheel Nut	G12SR3, G12SS, G12S2, G12SQ, G12SE2, G13SB3, G13SE2, G13YC
937817Z	Wheel Washer	
938332Z	Pin Spanner	
310338	Super Wheel Washer	G13SC2, G18SE3, G23SS, G23SC3, G23MR, G23UB2, G23SCY
937909Z	Wheel Nut	
937907Z	Wheel Washer	
937913Z	Pin Spanner	
310337	Super Wheel Washer	
HANDLES		
323993	Loop Handle for 180mm & 230mm Grinders	G18SE3, G23SS, G23SC3, G23MR, G23UB2, G23SCY
325496	Small anti-vibration handle	All 100/115/125mm grinders except G13SC2
322411	Large anti-vibration handle	G13SC2 plus all 180/230mm grinders
CASES		
KCS918	Injection moulded case	All 100/115/125mm grinders except G13SC2
KCS910	Blow moulded case	G13SC2 plus all 180/230mm grinders
BACKING PADS & WASHER NUTS		
705220	100mm Plastic M10 x 1.5	G10SR3
705221	115mm Plastic M14 x 2.0	G12SR3, G12SS, G12S2, G12SQ, G12SE2, G13SB3, G13SE2, G13YC
705222	175mm Plastic M14 x 2.0	G18SE3
936558Z	100mm Rubber Flexible Pad	G10SR3
935513	Washer Nut for 936558Z	
753806	115mm Rubber Flexible Pad	G12SR3, G12SS, G12S2, G12SQ, G12SE2, G13SB3, G13SE2, G13YC
937826Z	Washer Nut for 937825Z	

DIAMOND WHEELS					
Part No	Wheel Type	Diameter	Bore Size	Segment Height	Applicable Models
705421	Wave	115mm	22.2mm		G12SR3 G12SS G12S2 G12SQ G12SE2
752821	Wave	115mm	22.2mm	6mm	
752811	Segmented	115mm	22.2mm	10mm	
750906	Segmented	115mm	22.2mm		
750907	Segmented	125mm	22.2mm		G13SC2 G13SB3 G13SE2 G13YC
752822	Wave	125mm	22.2mm	6mm	
752812	Segmented	125mm	22.2mm	10mm	
705420	Wave	230mm	22.2		G23SS G23SC3 G23MR G23UB2 G23SCY
752825	Wave	230mm	22.2	6mm	
752815	Segmented	230mm	22.2	10mm	
752857	Segmented	300mm	22.2mm	10mm	CM12Y
752867	Segmented	300mm	22.2mm	10mm	

CUT-OFF DISCS			
985609	Cut-off Disc Metal	305mm	CM12Y
752572	Cut-off Disc Metal	350mm	CC14SF

DIE GRINDER COLLET CHUCKS		
331421	Collet chuck 6mm	GP2S2
985135	Collet chuck 8mm	GP2S2
991377	Collet chuck 6mm	X100

NIBBLER & SHEAR ACCESSORIES		
998030	Punch	CN16SA
998039	Die Assembly	CN16SA
998000	Moving Blade	CE16SA
998001	Stationary Blade	CE16SA







Woodworking Tools



C10FCE2  
Compound Mitre Saw



- Light weight for portability
- Pivoting sub fence
- Mitre cuts up to 52° right & left
- Thumb actuated positive stops for easy angle setting
- Dust guide for improved dust collection

Cross Cut	59 x 144/89 x 101mm
Mitre Cut (45°)	59 x 102/89 x 70mm
Bevel Cut (45°)	41 x 144mm
Compound Cut	41 x 102mm
Blade Diameter	255mm
Bore Size	30mm
Power Input	1520W
No-Load Speed	5000/min
Weight	11.2kg

Standard Accessories: 24 tooth TCT saw blade, dust bag, vice assy, wrench, sub fence

C10FCH2  
Compound Mitre Saw



**LASER MARKER**



- Light weight for portability
- Pivoting sub fence
- Laser marker for accurate cutting
- Mitre cuts up to 52° right & left
- Thumb actuated positive stops for easy angle setting
- Dust guide for improved dust collection

Cross Cut	59 x 144/89 x 101mm
Mitre Cut (45°)	59 x 102/89 x 70mm
Bevel Cut (45°)	41 x 144mm
Compound Cut	41 x 102mm
Blade Diameter	255mm
Bore Size	30mm
Power Input	1520W
No-Load Speed	5000/min
Weight	11.3kg

Standard Accessories: 24 tooth TCT saw blade, dust bag, vice assy, wrench, sub fence

C12FCH  
Compound Mitre Saw



**LASER MARKER**



- Laser marker for accurate cuts
- Pivoting fence
- Soft grip handle
- Large table for improved stability
- Thumb actuated positive stops for easy angle setting
- Saw cover lock for extra safety

Capacity:	Cross Cut	61.5 x 200/96 x 155mm
	Mitre Cut	61.5 x 140mm
	Bevel Cut	40 x 200mm
	Compound Cut	40 x 140mm
Blade Diameter		305mm
Bore Size		30mm
Power Input		1520W
No-Load Speed		4000/min
Weight		19kg

Standard Accessories: TCT saw blade, dust bag, vice assy, 2 wrenches

C12LC  
Compound Mitre Saw



**DIGITAL DISPLAY**



- Digital display
- Pivoting sub fence
- Mitre cuts up to 52° right & left
- Thumb actuated positive stops for easy angle setting
- 110V only

Capacity:	Cross Cut	61.5 x 200/96 x 155mm
	Mitre Cut	61.5 x 140mm
	Bevel Cut	40 x 200mm
	Compound Cut	40 x 140mm
Blade Diameter		305mm
Bore Size		30mm
Power Input		1520W
No-Load Speed		4000/min
Weight		19kg

Standard Accessories: TCT saw blade, dust bag, vice assy, 2 wrenches

C12LCH  
Compound Mitre Saw



**LASER MARKER**  
**DIGITAL DISPLAY**



- Laser marker for accurate cuts
- Digital display
- Pivoting sub fence
- Mitre cuts up to 52° right & left
- Thumb actuated positive stops for easy angle setting
- Soft grip handle

Capacity:	Cross Cut	61.5 x 200/96 x 155mm
	Mitre Cut	61.5 x 140mm
	Bevel Cut	40 x 200mm
	Compound Cut	40 x 140mm
Blade Diameter		305mm
Bore Size		30mm
Power Input		1520W
No-Load Speed		4000/min
Weight		19kg

Standard Accessories: TCT saw blade, dust bag, vice assy, 2 wrenches

## C8FSE

### Slide Compound Mitre Saw



- Twin horizontal rails give a maximum cut width of 312mm
- Left bevel cutting up to 48°
- Lightweight design
- Soft grip handle
- Cut depth adjustment for groove cutting

Capacity:	Cross Cut	65 x 312mm
	Mitre Cut (45° I/R)	65 x 220mm
	Bevel Cut (45° L)	45 x 312mm
Compound Cut:	Mitre	Bevel
	45° L	45° L 45 x 220mm
	45° R	45° R 45 x 220mm
Blade Diameter		216mm
Bore Size		30mm
Power Input		1050W
No-Load Speed		5500/min
Weight		14kg

Standard Equipment 24 tooth TCT saw blade, dust bag, vice assy, wrench



## C12RSH

### Slide Compound Mitre Saw



**LASER MARKER**

- New slide design requires no clearance at rear
- Laser marker for accurate cutting
- Fine mitre & bevel adjustment
- High fence for extra stability
- Highly efficient dust collection
- Mitre cuts up to 45° left and 57° right
- Cut depth adjustment for groove cutting

Capacity:	Cross Cut	107 x 312mm
	Mitre Cut (45°)	107 x 220mm
	Bevel Cut (45° L)	70 x 312mm
Compound Cut:	Bevel Cut (45° R)	45 x 312mm
	Mitre	Bevel
	45° L/45° L	70 x 220mm
	31° R/45° L	70 x 265mm
	45° R/45° R	45 x 220mm
	31° L/45° R	45 x 265mm
Blade Diameter		305mm
Bore Size		30mm
Power Input		1600W
No-Load Speed		3800/min
Weight		29kg

Standard Equipment 60 tooth TCT saw blade, dust bag, vice assy, wrench.

Innovative slide design allows the C12RSH to be placed against a wall with no clearance at the rear



## UU610CZ

### Universal Workstation

- Universal tool mount accepts all Hitachi mitre saws and most other leading manufacturers
- Dual adjustable extension arms
- Fully adjustable work supports
- Supports work material up to 3.8m (12') long
- Wheel kit included for portability
- Aluminium construction: sturdy yet portable
- Light weight; only 17.5kg
- Folds to only 1.2m long; can be fitted sideways into a van
- Mitre saw can be removed with mount for independent use
- Cam locks allow the saw to be mounted on the table in seconds
- Part no 712600



Circular Saws

C7SB2  
185mm Circular Saw



- Heavy duty aluminium base with scale
- No riving knife means easier plunge cutting
- Soft grip handle
- Easy access bevel lever and cutting depth adjustment
- External brush caps for ease of maintenance
- Spindle lock

Standard Accessories: 18 tooth TCT saw blade, guide, wrench, carrying case

Blade Diameter	185mm
Bore Size	30mm
Max Cut Depth: 0°/45°	60mm/47mm
Power Input: 230V/110V	1710W/1670W
No-Load Speed	5800/min
Overall Length	305mm
Weight	4.6kg



C7U2  
190mm Circular Saw



- Heavy duty aluminium base
- Soft grip handle
- Blower ensures cut line is always visible
- Adjustable metal cut line guide
- External brush caps
- Unique angle setting system ensures accuracy of 90° cuts
- Spindle lock for easy blade replacement

Standard Accessories: 18 tooth TCT saw blade, guide, dust collection adapter, wrench, carrying case



Blade Diameter	190mm
Bore Size	30mm
Max Cut Depth: 0°/45°	66mm/48mm
Power Input	1200W
No-Load Speed	5500/min
Overall Length	312mm
Weight	4.0kg

C7BU2  
190mm Circular Saw



- Electric brake for extra safety
- PTFE coated base for smooth cutting operation
- Blower ensures cut line is always visible
- Adjustable metal cut line guide
- External brush caps
- Unique angle setting system ensures accuracy of 90° cuts
- Spindle lock

Standard Accessories: 18 tooth TCT saw blade, guide, dust collection adapter, wrench, carrying case



Blade Diameter	190mm
Bore Size	30mm
Max Cut Depth: 0°/45°	66mm/48mm
Power Input	1200W
No-Load Speed	5500/min
Overall Length	312mm
Weight	4.0kg

C9U2  
Circular Saw



- Heavy duty aluminium base
- Soft grip handle
- Blower ensures cut line is always visible
- Adjustable metal cut line guide
- External brush caps
- Unique angle setting system ensures accuracy of 90° cuts
- Spindle lock for easy blade replacement

Standard Accessories: 20 tooth TCT saw blade, guide, dust collection adapter, wrench, carrying case




Blade Diameter	235mm
Bore Size	30mm
Max Cut Depth: 0°/45°	86mm/65mm
Power Input: 230V/110V	2000W/1670W
No-Load Speed	5000/min
Overall Length	397mm
Weight	6.8kg

C9BU2  
235mm (9 1/4") Circular Saw



- Electric brake for extra safety
- PTFE coated base for smooth cutting operation
- Blower ensures cut line is always visible
- Adjustable metal cut line guide
- External brush caps
- Unique angle setting system ensures accuracy of 90° cuts
- Spindle lock

Standard Accessories: 20 tooth TCT saw blade, guide, dust collection adapter, wrench, carrying case



Blade Diameter	235mm
Bore Size	30mm
Max Cut Depth: 0°/45°	86mm/65mm
Power Input: 230V/110V	2000W/1670W
No-Load Speed	5000/min
Overall Length	397mm
Weight	6.8kg

## C6UY Circular Saw



# NEW

- ✓ New design gives improved cutting depth
- ✓ Cut depth equivalent to a 190mm (7½") saw
- ✓ All other features as shown for the C7UY

- New design gives improved cutting depth
- Cutting equivalent to 190mm saw
- Two step-reduction gears for high torque cutting
- PTFE coated base for smooth cutting
- Blower ensures cut line is always visible

Blade Diameter	165mm
Bore Size	20mm
Max Cut Depth: 0°/45°	66mm/46mm
Power Input	1300W
No-Load Speed	5500/min
Overall Length	308mm
Weight	3.8kg

Standard Accessories: 16 tooth TCT saw blade, straight guide, guide rail adapter, dust collection adapter, wrench, carrying case



## NEW DESIGN WITH HIGHER CUTTING CAPACITY

## C7UY 190mm Circular Saw

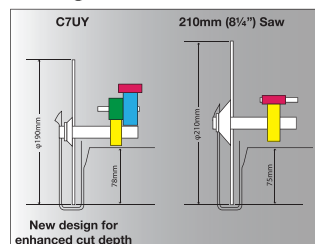


# NEW

- ✓ Cut depth equivalent to a 210mm (8¼") saw
- ✓ Two step-reduction gears for high torque cutting
- ✓ PTFE coated base for smooth cutting operation
- ✓ Lightest weight in its class
- ✓ Dust blower ensures cut line is always visible
- ✓ Parallel base adjustment for accurate cuts
- ✓ External brush caps for ease of maintenance
- ✓ Spindle lock for easy blade replacement
- ✓ Guide rail adapter included as standard

Blade Diameter	190mm
Bore Size	20mm
Max Cut Depth: 0°	66mm
45°	48mm
Power Input	1200W
No-Load Speed	5500/min
Overall Length	312mm
Weight	4.0kg

Standard Accessories: 18 tooth TCT blade, straight guide, guide rail adapter, dust extraction adapter, wrench, carrying case



### 20mm Bore Blades

A new range of 20mm bore blades has been introduced to complement the C6UY and C7UY. Please ask for further details.



# Jigsaws & Reciprocating Saws

## CJ110MV Jigsaw



- LED spotlight
- Tool free blade lock
- Dust blower
- Nickel plated die cast base
- Base adjustable up to 45°
- Variable speed
- Adjustable Orbital action
- Electronic feedback speed control

Capacity:	Wood	110mm
	Mild Steel Plate	10mm
Min Cutting Radius		25mm
Power Input		720W
No-Load Speed		850-3000/min
Length of Stroke		26mm
Overall Length		240mm
Weight		2.2kg

Standard Accessories: blade, chip cover, table insert (anti splinter), dust collection adapter, wrench, carrying case.

## CJ120V Jigsaw



- Variable speed
- Adjustable Orbital action
- Electronic feedback speed control
- Tool free blade change
- Soft grip handle
- Nickel plated die cast base
- Base adjustable up to 45°

Capacity:	Wood	120mm
	Mild Steel Plate	10mm
Min Cutting Radius		25mm
Power Input	230V/110V	740W/660W
No-Load Speed		850-3000/min
Length of Stroke		26mm
Overall Length		240mm
Weight		2.3kg

Standard Accessories: 3 blades, splinter guard, dust collection adapter, shutter, wrench, carrying case

## CR13V2 Reciprocating Saw

**NEW**



- Tool free blade changing system
- Variable speed
- Adjustable front shoe
- Large trigger switch
- External brush caps
- Blade can be fitted facing up or down for extra versatility

Capacity :	Pipe	130mm
	Mild Steel Plate	19mm
	Wood (cut depth)	300mm
Power Input		1010W
No-Load Speed		0-2800/min
Length of Stroke		29mm
Overall Length		435mm
Weight		3.2kg

Standard Accessories: blade, wrench, carrying case

## CR13VC Reciprocating Saw



- Tool free blade changing system
- Variable speed (preset dial & trigger)
- Adjustable front shoe
- Large trigger switch
- External brush caps
- Blade can be fitted facing up or down for extra versatility

Capacity :	Pipe	130mm
	Mild Steel Plate	19mm
	Wood (cut depth)	300mm
Power Input		1010W
No-Load Speed		0-2800/min
Length of Stroke		29mm
Overall Length		442mm
Weight		3.3kg

Standard Accessories: blade, wrench, carrying case

## CR13VBV Low Vibration Reciprocating Saw



**UVP**  
ULTRA VIBRATION PROTECTION



- Full-load tri-axial vibration level 65% lower than previous model
- Swing blade action for high cutting speed
- Tool free blade replacement
- Tool free shoe adjustment
- Durable double moulded front grip for greater comfort
- Trigger & dial variable speed control

Capacity:	Pipe	130mm
	Steel Plate	19mm
	Wood	300mm
Power Input		1150W
No-Load Speed		0-3000/min
Length of Stroke		32mm
Weight		4.4kg

Standard Accessories: blade, carrying case







## M12V2 ½" Variable Speed Router



- Variable speed motor with constant speed control
- Ergonomic design with soft grip handles
- New fast and accurate depth adjustment mechanism with metric & imperial scales
- Fine height adjuster
- Dust extraction adapter

Capacity: Collet Chuck	12.7mm (½")
Power Input 230V/110V	2000W/1570W
No-Load Speed	8000-22000/min
Plunge Depth	65mm
Overall Height	360mm
Weight	6.3kg

Standard Accessories: straight guide with micro adjuster, ¼" collet, centering gauge, template guide, wrench, template guide & adapter, dust extraction adapter

## M8V2 ¼" Variable Speed Router



- Variable speed
- Electronic speed control
- Spindle lock
- High cutting efficiency to rout smoothly through hardwoods
- Dust extraction adapter included as standard
- Ergonomic design with soft grip handles

Capacity: Collet Chuck	6.35mm (¼")
Power Input	1150W
No-Load Speed	11000 - 25000/min
Plunge Depth	60mm
Overall Height	290mm
Weight	3.6kg

Standard Accessories: straight guide, template guide, dust extraction, adapter, wrench, carrying case

## M12SA2 ½" Single Speed Router



- Powerful 2000W motor (230V)
- High cutting efficiency to rout smoothly through hardwoods
- Ergonomic design with soft grip handles
- New fast and accurate depth adjustment mechanism with metric & imperial scales
- Fine height adjuster
- Dust extraction adapter

Capacity: Collet Chuck	12.7mm (½")
Power Input 230V/110V	2000W/1570W
No-Load Speed	22000/min
Plunge Depth	65mm
Overall Height	360mm
Weight	6.2kg

Standard Accessories: straight guide with micro adjuster, ¼" collet, centering gauge, template guide, wrench, template guide & adapter, dust extraction adapter

## M6SB Laminate Trimmer



- Rack & pinion type depth adjuster for rapid and accurate cutter depth adjustment
- Clear 45° adjustable base
- Spindle lock
- External brush caps

Capacity: Collet Chuck	6.35mm (¼")
Power Input	440W
No-Load Speed	30000/min
Base Angle Adjustment	0°-45°
Overall Height	200mm
Weight	1.4kg

Standard Accessories: straight guide, trimmer guide, template guide, wrench



Planers & Sanders

P20SB  
Planer



- Adjustable cut depth
- Compact & lightweight
- High no-load speed for a smooth finish
- Double insulated

Cutting Width	82mm
Max Cutting Depth	1mm
Power Input	570W
No-Load Speed	15000/min
Overall Length	296mm
Weight	2.5kg

Standard Accessories: wrench, 2 blades, blade setting guide, guide

P20SEKIT  
Planer Kit



- Adjustable cut depth
- Cutter block accepts both TCT and HSS blades (TCT as standard)
- Supplied with vacuum adapter and dust bag & adapter
- Moulded case with accessory tray

Power input 230V/110V	570W/460W
No-load speed	15000/min
Cutting width	82mm
Maximum cut depth	1mm
Overall length	296mm
Weight	2.5kg

Standard accessories: 2 blades, wrench, guide, blade setting gauge, dust bag, dust bag adapter, vacuum adapter, carrying case with accessory tray.



P20SA2  
Planer



- Powerful 720W motor
- 25mm rebate facility
- Maximum cut depth 3mm
- Cut width 82mm
- Easily replaced dual edged TCT blades
- Optional HSS blades
- Optional dust collection bag

Cutting Width	82mm
Max Cutting Depth	3mm
Rebate	25mm
Power Input	720W
No-Load Speed	14000/min
Overall Length	300mm
Weight	3.0kg

Standard Accessories: wrench, 2 TCT blades, guide

SV13YA  
Random Orbit Sander



- Best sanding performance in its class
- Large soft grip handle for greater control and comfort
- Pad control system maintains sanding pad at a controlled speed and minimises gouging on startup
- Includes carrying case
- Variable speed with constant speed control

Pad Diameter	125mm
Power Input	230W
Orbit Diameter	3.2mm
No-Load Speed - Spindle	7000-12000/min
Overall Height	145mm
Weight	1.4kg

Standard Accessories: sanding pad, dust bag, carrying case

SV12SG  
Orbital Sander



- High dust extraction rate of 70%
- Contoured body and soft grip for greater operator comfort and ease of use
- Low vibration design
- Punch plate included as standard
- Optional bases available for hook & loop and adhesive

Pad Size	110 x 100mm
Power Input	200W
Orbit Diameter	1.5mm
No-Load Speed - Spindle	14000/min
Overall Height	137mm
Weight	1.1kg

Standard Accessories: sanding paper, dust bag, punch plate

## SV12SD Orbital Sander



- Powerful 300W motor with direct drive system for lower vibration
- Efficient dust collection system
- Through base dust extraction
- 2.4mm orbit diameter

Pad Size	114 x 228mm
Power Input	300W
Orbit Diameter	2.4mm
No-Load Speed - Spindle	10000/min
Overall Length	300mm
Weight	2.8kg

Standard Accessories: sanding paper, dust bag

## SB8V2 76mm Belt Sander



- Variable speed
- Transparent cover makes sanding position clearly visible
- Large trigger for easy operation
- Soft grip handle
- Dust bag mounted on left for easier sanding in corners

Power Input	1020W
No-load Speed	250 - 450m/min
Belt Size	76 x 533mm
Overall Length	310mm
Weight	4.3kg

Standard Accessories: sanding belt, dust bag

## SB10V2 100mm Belt Sander



- Variable speed
- Transparent cover makes sanding position clearly visible
- Large trigger for easy operation
- Soft grip handle
- Dust bag mounted on left for easier sanding in corners

Power Input	1020W
No-load Speed	240 - 420m/min
Belt Size	100 x 610mm
Overall Length	363mm
Weight	5.2kg

Standard Accessories: sanding belt, dust bag

## SAY150A Rotary Orbital Sander



- 7mm diameter random orbital action gives a superior surface finish
- Side handle position left or right
- Vented 150mm (6") diameter backing pad suits all self adhesive abrasive paper
- External brush caps
- 230V only

Disc Size	150mm
Power Input	380W
No-Load Speed	6000/min
Orbit	7mm
Overall Length	279mm
Weight	2.1kg

Standard Accessories: sanding pad, 2 wrenches, sanding disc, side handle

## SAT180 Rotary Orbital Sander



- Powerful 750W motor
- Two speed gearbox
- 180mm backing pad accepts polishing mops or sanding discs
- External brush caps

Disc Size	180mm
Power Input	750W
No-Load Speed	1900/3400/min
Spindle Thread	M14 x 2
Overall Length	395mm

Standard Accessories: 5 sanding discs, rubber pad, 2 wrenches, wool bonnet, side handle

## SP18VA Sander/Polisher



- 1250W motor with excellent overload protection
- Loop side handle gives greater control at all angles
- Constant speed control
- Soft start
- Trigger and dial variable speed control
- High bearing durability
- Spindle lock

Disc Size	180mm
Power Input	1250W
No-Load Speed	0-600/3400min
Spindle thread	M14 x 2
Overall Length	415mm
Weight	2.8kg

Standard Accessories: rubber pad, wool bonnet, sanding pad, side handle, pin spanner, wrench


## RECIPROCATING SAW BLADES

METAL CUTTING BLADES				
Part No	Length	Teeth	Material	Pack Qty
752008	150mm	24	BIM	5
752009	150mm	14	BIM	5
752012	150mm	24	BIM	5
752013	150mm	18	BIM	5
752014	225mm	18	BIM	5
752015	100mm	14	BIM	5
752016	150mm	14	BIM	5
752017	225mm	14	BIM	5
752018	150mm	Progressor	BIM	5
752019	200mm	8-12	BIM	5
752020	150mm	8	BIM	3
752021	225mm	8	BIM	3
UNIVERSAL CUTTING BLADES				
752022	150mm	10-14	BIM	5
752023	300mm	10-14	BIM	5
752024	200mm	Progressor	BIM	5
752025	150mm	6	BIM	5
752026	150mm	6	BIM	5
752027	300mm	6	BIM	5
752028	225mm	6	BIM	3
WOOD CUTTING BLADES				
752029	225mm	3	HCS	5
752030	150mm	6	HCS	5
752031	300mm	6	HCS	5
752032	250mm	6-4	HCS	5
752033	200mm	Progressor	HCS	5
PLASTER CUTTING BLADES				
752034	150mm	6	HAS	5
INOX CUTTING BLADES				
752035	115mm	18	HM	2
FIBRE GLASS AND PLASTIC CUTTING BLADES				
752036	150mm	6	HM	2
752037	300mm	3	HM	2
752038	400mm	2	HM	2
CAST AND BRICK CUTTING BLADES				
752039	225mm	Gritted	HM-riff	2

## JIGSAW BLADES

METAL CUTTING (5 PER PACK)			
Part No	Length x Width	Teeth	Material
750038	76.6 x 1	24	HSS
750039	76.6 x 1	24	BIM
750040	76.6 x 1	14	HSS
750041	91.5 x 1	11-14	BIM
750012	100.4 x 1	8	HSS
750014	132 x 1	14	HSS
750015	132 x 1.3	14	HSS
750025	70 x 0.8	14	HCS
750026	70 x 0.8	24	HCS
750032	132 x 1	14	BIM
WOOD CUTTING (5 PER PACK)			
750043	100.4 x 1.25	6	HCS
750046	100.4 x 1.25	6	HCS
750023	91.5 x 1.25	8	HCS
750027	116.5 x 1.5	8	HCS
750028	132 x 1.7	6	HCS
750036	76.6 x 1.25	18	HCS
750037	100.4 x 1.25	15	BIM
WOOD/PLASTIC CUTTING (5 PER PACK)			
750044	100.4 x 1.5	10	HCS
750019	100.4 x 1.5	10	HCS
750045	100.4 x 1.5	6	HCS
750021	100.4 x 1.25	8	HCS
750042	91.5 x 1	11-14	HCS
750024	91.5 x 1.25	14	HCS
PROGRESSOR BLADES (5 PER PACK)			
750029	116.5 x 1.5	12.7 - 8.5	HCS
750031	132 x 1.25	10.6 - 5.1	BIM
750033	100.4 x 1	21.2 - 9.8	HSS
TILE CUTTING (2 PER PACK)			
750047	82.6 x 0.8	Grit (fine)	HM/TC
750048	82.6 x 0.8	Grit (coarse)	HM/TC
PLASTERBOARD/ FIBRE CEMENT CUTTING (2 PER PACK)			
750030	100.4 x 1.25	6	HM/TC
JIGSAW BLADE SETS			
750049	7 wood, 2 metal, 1 curve cutting blade		

SAW BLADES				
Number	Diameter	Bore	Teeth	Suitable for
752412	165mm	30mm	18	C18DL C18DSL
752413	165mm	30mm	36	
752431	185mm	30mm	18	C7SB2
752432	185mm	30mm	36	
752436	190mm	30mm	18	C7U2 C7BU2
752437	190mm	30mm	36	
752446	216mm	30mm	18	C8FSE
752447	216mm	30mm	36	
752449	216mm	30mm	60	C9U2 C9BU2
752456	235mm	30mm	18	
752457	235mm	30mm	36	C10FCE2 C10FCH2
752466	255mm	30mm	24	
752467	255mm	30mm	48	C12FCH C12LC C12LCH C12RSH
752471	305mm	30mm	60	
752480	165mm	20mm	18	C6UY
752481	165mm	20mm	36	C6UY
752482	165mm	20mm	48	C6UY
752483	190mm	20mm	18	C7UY
752484	190mm	20mm	36	C7UY
752485	190mm	20mm	48	C7UY



ROUTER ACCESSORIES		
ROUTER TEMPLATE GUIDES		
303347	7.5 x 9.5 x 4mm	All Hitachi routers
303348	8.0 x 10.0 x 4mm	
303349	9.0 x 11.1 x 4mm	
303350	10.0 x 12.0 x 4mm	
303351	10.7 x 12.7 x 4mm	
303352	12.0 x 14.0 x 4mm	
303353	14.0 x 16.0 x 4mm	
956932	18.5 x 20.0 x 4mm	
956790	16.5 x 18.0 x 4mm	
303354	22.5 x 24.0 x 4mm	
956933	25.5 x 27.0 x 4mm	
956934	28.5 x 30.0 x 4mm	
303355	38.5 x 40.0 x 4mm	
ROUTER GUIDE FENCE/ASSEMBLY		
971851	Straight Guide Fence	M8V2
956797	Straight Guide Fence	M12SA2, M12V2
956914	Straight Guide Assembly	M12V2
960104	Straight Guide Assembly	M6SB
ROUTER & TRIMMER GUIDE ASSEMBLY		
971868	Trimmer Guide Assembly	M8V2
956794	Trimmer Guide Assembly	M12SA2, M12V2
314613	Trimmer Guide Assembly	M6SB
ROUTER CHUCKS/COLLETS		
956927Z	Chuck Sleeve Reducer 1/2 x 1/4	M12SA2, M12V2
956928Z	Chuck Sleeve Reducer 1/2 x 3/8	
956759	Chuck Sleeve Reducer 1/2 x 8.0mm	



SANDPAPER				
Part No	Type	Size	Grit	Qty
705170	Sheet	93 x 228mm	Fine (120G)	10
705171			Medium (80G)	10
705172			Coarse (40G)	10
753012	Perforated Sheet	83 x 166mm	Coarse (60G)	10
753013			Coarse (80G)	10
753014			Medium (100G)	10
753015			Fine (120G)	10
753016			Fine (150G)	10
753052	Perforated Sheet	114 x 140mm	Coarse (60G)	10
753054			Medium (100G)	10
753056			Fine (150G)	10
705173	Sheet	114 x 280mm	Fine (120G)	5
705175			Coarse (40G)	5
753075	Perforated Sheet	115 x 280mm	Fine (120G)	10
753073			Medium (80G)	10
753071			Coarse (40G)	10
753241	Belt	76 x 533mm	Coarse (40G)	5
753242			Coarse (60G)	5
753244			Medium (100G)	5
753245			Fine (120G)	5
705194	Belt	100 x 610mm	Coarse (40G)	10
753262			Coarse (60G)	5
753264			Medium (100G)	5
753265			Fine (120G)	5
753281	Belt	110 x 620mm	Coarse (40G)	5
753282			Coarse (60G)	5
753284			Medium (100G)	5
753285			Fine (120G)	5
753101	Disc	125mm Dia.	K40	10
753103			K80	10
753105			K120	10
753107			K180	10
753110			K400	10
Z404300	Disc	150mm Dia.	Fine (180G)	10
Z404400			Fine (240G)	10

DUST EXTRACTION	
DUST BAGS	
300177	SV12SD, SV12V
310339	SV8SA, SV12SF, SV12SG
311034	C10FCA
998845	C8FS, C10
DUST EXTRACTION CONNECTORS	
300082	SV12SD, SV12V
302981	C6U, C6BU, C7U, C7BU
303930	C9U
316126	CJ110V
997466	M8, M8V, M12SA, M12V
313928	P20SE
315729	P20SD
317279	P20SA2
963558	P20SE, P20SA2 (Vac Connector)
705127	Dust Collection Kit for P20SA2 (Dust Bag, Adapter & Vacuum Connector)







Nailers - Cordless Gas  
and Pneumatic

# Cordless Gas Nailers

## NR90GC2 Cordless Clipped Head Framing Nailer



- 2 x 1.4Ah NiCad batteries
- 60 minute charger
- Up to 1200 nails per fuel cell
- Longer trigger stroke for safer use
- Dry firing lockout
- Easy to clean
- Easy access fuel cell chamber
- Quick load magazine
- Retractable hook

Nail Length	50-90mm
Nail Type	Clipped head
Nail Collation	Paper collated
Nail Angle	34°
Fuel Cell Capacity	Up to 1200 nails
Magazine Capacity	25-37 nails
Battery	2 x EB714S
Charge Time	60 minutes
Weight	3.5kg
Impact Energy	90 Joules
Actuation Type	Full sequential

Standard Accessories: 2 batteries, UC7SD charger, safety glasses, 4mm hex wrench, oil, carrying case

## NR90GR2 Cordless Round Head Framing Nailer



- 2 x 1.4Ah NiCad batteries
- 60 minute charger
- Up to 1200 nails per fuel cell
- Longer trigger stroke for safer use
- Dry firing lockout
- Easy to clean
- Easy access fuel cell chamber
- Quick load magazine
- Retractable hook

Nail Length	50-90mm
Nail Type	Round head
Nail Collation	Plastic collated
Nail Angle	20°
Fuel Cell Capacity	Up to 1200 nails
Magazine Capacity	32 nails
Battery	2 x EB714S
Charge Time	60 minutes
Weight	3.6kg
Impact Energy	80 Joules
Actuation Type	Full sequential

Standard Accessories: 2 batteries, UC7SD charger, safety glasses, 4mm hex wrench, oil, carrying case

## NT65GS Cordless Straight Finish Nailer



- Lightweight, compact design
- 2 x 1.5Ah Li-Ion batteries
- 60 minute charger
- Adapter to charge batteries from a cigarette lighter socket
- Up to 1200 nails per fuel cell
- Tool free depth adjustment
- Dry firing lockout
- Easy to clean
- Tool free jam clearance
- No mark nose cap included

Nail Length	25-65mm
Nail Gauge	16 Gauge
Nail Type	Straight finish nails
Fuel Cell Capacity	Up to 1200 nails
Magazine Capacity	100 nails
Actuation Type	Full sequential
Dimensions (L x H)	260 x 278mm
Weight	1.8kg

Standard Accessories: 2 x 1.5Ah batteries, 60 minute charger, safety glasses, 2 hex wrenches, oil, nose cap, carrying case



## NT65GB Cordless Angled Finish Nailer



- Lightweight, compact design
- 2 x 1.5Ah Li-Ion batteries
- 60 minute charger
- Adapter to charge batteries from a cigarette lighter socket
- Up to 1200 nails per fuel cell
- Tool free depth adjustment
- Dry firing lockout
- Easy to clean
- Tool free jam clearance
- No mark nose cap included

Nail Length	32-65mm
Nail Gauge	16 Gauge
Nail Type	Angled finish nails
Fuel Cell Capacity	Up to 1200 nails
Magazine Capacity	100 nails
Actuation Type	Full sequential
Dimensions (L x H)	260 x 283mm
Weight	1.8kg

Standard Accessories: 2 x 1.5Ah batteries, 60 minute charger, safety glasses, 2 hex wrenches, oil, nose cap, carrying case

## NC40G Cordless Concrete Nailer



- Lightweight, compact design
- 2 x 1.4Ah batteries
- 60 minute charger
- High driving power of 80J
- Up to 1200 nails per fuel cell
- Dry firing lockout
- Easy to clean
- Easy access fuel cell chamber

Nail Length/Diameter	15-40mm/2.6mm
Nail Type	Round head nails
Nail Collation	Plastic collated
Fuel Cell Capacity	Up to 1200 nails
Magazine Capacity	42 nails
Battery	2 x EB714S, 7.2V
1.4Ah NiCad	
Charge Time	60 minutes
Working Power	80 Joules
Actuation Type	Full sequential
Dimensions (L x H)	420 x 352mm
Weight	3.7kg

Standard Accessories: 2 batteries, UC7SD charger, safety glasses, 4mm hex wrench, oil, carrying case

**First Fix Clipped Head Nails**  
**suitable for the NR90GC2**


Part number	Length	Diameter	Ring/Smooth	Finish	Nail Quantity	Fuel Cells
705550	50	2.9	Ring	Bright	3300	3
705551	50	2.9	Ring	ELGV	3300	3
705553	64	2.9	Ring	Bright	3300	3
705554	64	2.9	Ring	ELGV	3300	3
705555	64	2.9	Ring	HDTV	3300	3
705556	75	3.1	Ring	Bright	2200	2
705557	75	3.1	Ring	ELGV	2200	2
705558	75	3.1	Ring	HDTV	2200	2
705559	90	3.1	Smooth	Bright	2200	2
705560	90	3.1	Smooth	ELGV	2200	2
705561	90	3.1	Smooth	HDTV	2200	2

**First Fix Round Head Nails**  
**suitable for the NR90GR2**


Part number	Length	Diameter	Ring/Smooth	Finish	Nail Quantity	Fuel Cells
705591	50	2.9	Ring	Bright	3300	3
705592	50	2.9	Ring	ELGV	3300	3
705593	64	2.9	Ring	Bright	3300	3
705594	64	2.9	Ring	ELGV	3300	3
705595	64	2.9	Ring	HDTV	3300	3
705596	75	3.1	Ring	Bright	2200	2
705597	75	3.1	Ring	ELGV	2200	2
705598	75	3.1	Ring	HDTV	2200	2
705599	90	3.1	Smooth	HDTV	2200	2
705600	90	3.1	Smooth	Bright	2200	2
705601	90	3.1	Smooth	ELGV	2200	2

**Second Fix Straight Finish Nails**  
**suitable for the NT65GS**


Part number	Length	Gauge	Finish	Nail Quantity	Fuel Cells
705578	25	16 Gauge	ELGV	5000	4
705579	32	16 Gauge	ELGV	2500	2
705580	35	16 Gauge	ELGV	2500	2
705581	38	16 Gauge	ELGV	2500	2
705582	40	16 Gauge	ELGV	2500	2
705583	45	16 Gauge	ELGV	2500	2
705584	50	16 Gauge	ELGV	2500	2
705585	64	16 Gauge	ELGV	2500	2

**Concrete Nails**  
**suitable for the NC40G**


Part number	Length	Diameter	Nail Quantity	Fuel Cells
40014401	20	2.6mm	1000	1
40014402	25	2.6mm	1000	1
40014403	30	2.6mm	1000	1
40014404	35	2.6mm	1000	1
40014405	40	2.6mm	1000	1

**Fuel Cell Packs**  
**suitable for all Hitachi Cordless Gas Nailers**

Part number	Size	Suitable for	Fuel Cells per Box
753600	40g	NR90GC2 NR90GR2 NC40G	12
753700	18g	NT65GS NT65GB	12


**Second Fix Angled Finish Nails**  
**suitable for the NT65GB**


Part number	Length	Gauge	Angle	Finish	Nail Quantity	Fuel Cells
705586	32	16 Gauge	20°	ELGV	2000	2
705587	38	16 Gauge	20°	ELGV	2000	2
705588	45	16 Gauge	20°	ELGV	2000	2
705589	50	16 Gauge	20°	ELGV	2000	2
705590	63	16 Gauge	20°	ELGV	2000	2

**Spares & Accessories for cordless gas nailers**

Part No	Description
885316	Top O ring (spare)
714810	Nailer lubricant (60cc)
714805	Brake cleaner (300ml)
714804	4mm T-bar hex wrench
885788	No mark contact element
885791	Rubber nose (tip only)
705470	Cleaning kit (includes lubricant, brush, brake cleaner, 4mm T-bar hex wrench, cleaning cloth, carrying case)

Pneumatic Tools

NV50AH  
Coil Nailer



- Tool free adjustment of exhaust direction
- Tool free adjustment of drive depth
- Transparent magazine
- Piston reciprocating action
- Lightweight design

Collation System	Wire
Nail Size:	Length 27-50mm
	Diameter 1.8-2.3mm
	Head Diameter 4.6-4.8mm
Capacity	200-400 nails
Driving Speed	3 nails/sec
Operating Pressure Range	4.9-8.3bar (70-120psi)
Air Consumption	0.8litre/cycle at 6.9bar
Air Inlet	NPT 3/8 thread (PT 1/4)
Weight	1.4kg

Standard Accessories: Safety glasses, carrying case

NV50A1  
Coil Nailer



- Convex coil type
- Piston reciprocating action

Nail Size:	Length 32-50mm
	Diameter 2.1mm
	Head Diameter 4.8mm
Capacity	400 nails
Driving Speed	3 nails/sec
Operating Pressure Range	4.9-8.3bar (70-120psi)
Air Inlet	NPT 3/8 thread (PT 1/4)
Weight	1.9kg

Standard Accessories: Safety glasses

NV90AB  
Coil Nailer



- Tool free adjustment of exhaust direction
- Tool free adjustment of drive depth
- Piston reciprocating action

Collation System	Wire
Nail Size:	Length 45-90mm
	Diameter 2.5-3.8mm
	Head Diameter 6.0-7.9mm
Capacity	150-300 nails
Driving Speed	3 nails/sec
Operating Pressure Range	4.9-8.3bar (70-120psi)
Air Consumption	1.9litre/cycle at 6.9bar
Air Inlet	NPT 3/8 thread (PT 1/4)
Dimensions (L x H)	292 x 389mm
Weight	3.0kg

Standard Accessories: Safety glasses, carrying case

NT50AE2K  
Brad Nailer & Compressor Kit

- Comprises:
- NT50AE2 Brad Nailer
- EC58 Compressor
- 15m High Flow Hose



NT50AE2  
Brad Nailer



- Tool free adjustment of exhaust direction
- Tool free adjustment of drive depth
- No mark tip
- Narrow nose for confined spaces
- Piston reciprocating action

Nail Size:	Length 16-50mm
	Gauge 18 gauge
Capacity	100 brads
Operating Pressure Range	4.9-8.3bar (70-120psi)
Air Inlet	NPT 3/8 thread (PT 1/4)
Dimensions (L x H)	254 x 233mm
Weight	1.0kg

Standard Accessories: Safety glasses, wrench, oiler, nose cap

EC58  
Compressor



- Oil free motor

Output Power	1.1hp (820W)
Capacity	6 Litres
Maximum Pressure	8bar (116psi)
Weight	8.2kg

Part No	Finish	Diameter	Length	Pack Qty
705400	Galvanised	2.1	27	1050
705401	Galvanised	2.1	32	1050
705402	Galvanised	2.1	38	1050
705403	Galvanised	2.1	45	1050
705404	Galvanised	2.1	50	1050
705405	Bright	2.5	50	900
705406	Bright	2.5	64	900
705407	Bright	2.8	75	750
705408	Bright	2.8	83	750
705409	Bright	3.1	90	750

These nails are suitable for coil nailers. Please check sizes before purchase.

HOSE ACCESSORIES	
705563	15m High Flow Hose
705564	3/8 Male Tail Plug

## QB35E

### Wet/Dry Dust Extraction Unit

- Manual or automatic power switch allows suction to be controlled by a connected power tool
- Large 35 litre drum
- Run on facility ensures hose is clear

Power Input	1100W
Switching power: 110V	900W
230V	2000W
Drum Capacity	35 litres
Max Vacuum	220mm/bar
Max Suction Air Displacement	55 litres/sec
Weight	7kg

Standard Accessories: 3m x 35mm flexible hose, extension tubes and brushes, standard and multi connectors, filter cartridge, dust bag.

QB35E CONSUMABLES	
705061	Paper Dust Bag
705062	Cloth Filter Bag
706001	Air Cartridge Filter (Note: 706001 classed as spare)

Please contact your Hitachi Power Tools dealer for details of other QB35E accessories.



## RB40VA

### Blower

- Variable speed
- High efficiency fan
- Reversible nozzle for use as vacuum
- Soft grip wrap around handle
- External brush caps

Air Pressure (water column)	0-561mm
Air Volume	0-3.8m <sup>3</sup> /min
Power Input	550W
No-Load Speed	0-16000/min
Weight	1.7kg

Standard Accessories: Nozzle, dust bag.









**HITACHI**  
**DIGITAL LASER**

**HITACHI**  
725-220-3000

MAX. SAFE SPEED  
5000RPM  
KEEP BLADE SHARP  
USE SAFETY GLASSES  
FOR WOOD

# Hitachi Power Tools (UK) Ltd

Precedent Drive, Rooksley, Milton Keynes, Buckinghamshire MK13 8PJ

## Sales Enquiries

Telephone: 01908 354700  
Fax: 01908 232868  
Email: [sales@hitachi-powertools.co.uk](mailto:sales@hitachi-powertools.co.uk)

## General Enquiries

Telephone: 01908 660663  
Fax: 01908 606642  
Email: [info@hitachi-powertools.co.uk](mailto:info@hitachi-powertools.co.uk)

**Internet:** [www.hitachi-powertools.co.uk](http://www.hitachi-powertools.co.uk)  
[www.Low-Vibration.com](http://www.Low-Vibration.com)

## Hitachi Koki Co. Ltd

Shinagawa Intercity Tower A, 20th Floor 15-1

Konan 2-chome, Minato-ku, Tokyo 108-6020, Japan

[www.hitachi-koki.com/powertools](http://www.hitachi-koki.com/powertools)

Your local dealer is:

A member of

**EPTA**

European Power Tool Association