

BENCH
LINE

TM

THE BRAND

With boundaries getting blurred and functional space becoming more seamless, it was a matter of time before the furniture surrounded ourselves which became more versatile flexible, and fluid.

The Benchline of seating and furniture solution was built around the premises of comfort and health without compromising on style and functionality. Built on the scientific principles of ergonomics - using material design and natural human interaction for optimal well-being and performance, our products are meant to help people perform their best in stressful environments. Our affordable seating solutions are designed to improve people's health, and showcase their reasoning and decision-making skills by reducing chronic stress-induced injuries in turn helping people be a value addition to their organizations.

The Benchline from Fontech Modular Solutions has made use of sound scientific principles to design every single piece of furniture, taking into account. With Benchline, you don't just buy a piece of furniture, you buy health!



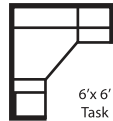
VERSATILE CONFIGURATIONS



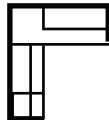
4' x 2'
Telemarketing
Workstation
#1



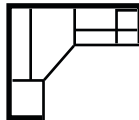
6' x 4'
Task
Workstation
#2



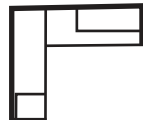
6' x 6'
Task
Workstation
#3



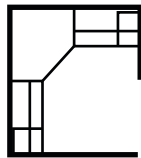
6' x 6'
Task
Workstation
#4



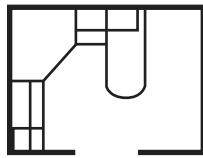
8' x 6'
Administrative
Workstation
#5



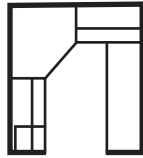
8' x 6'
Administrative
Workstation
#6



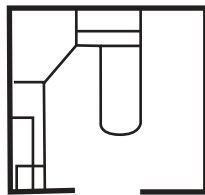
8' x 8'
L-Shaped Management
Workstation
#7



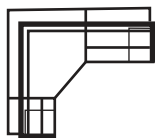
12' x 8'
Management
Workstation
#8



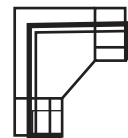
8' x 8'
U-Shaped Management
Workstation
#9



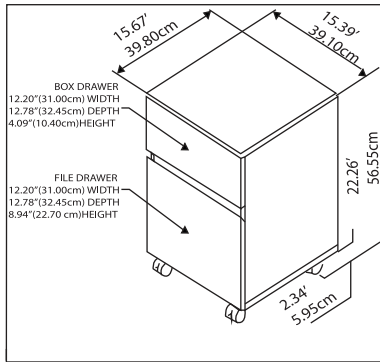
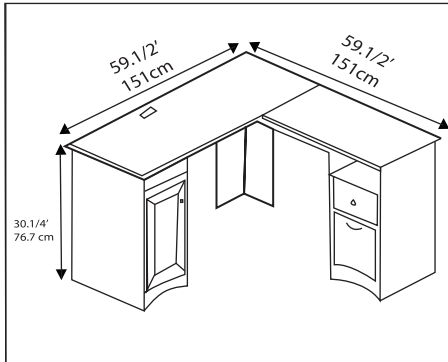
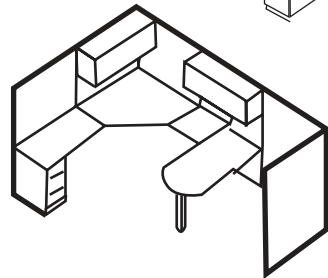
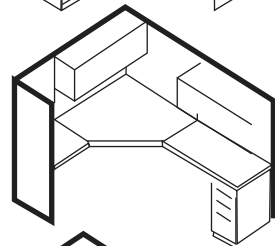
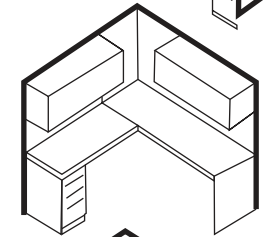
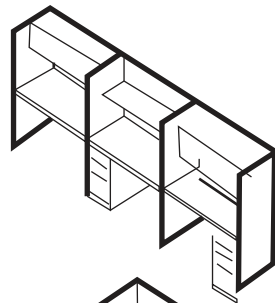
12' x 10'
Executive
Workstation
#10



8' x 6'
Reception
Workstation
#11

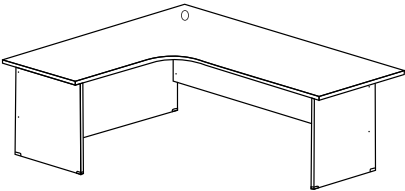
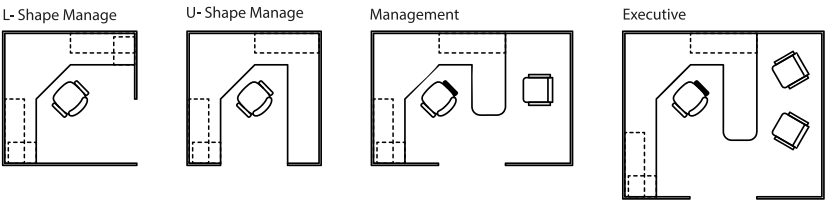
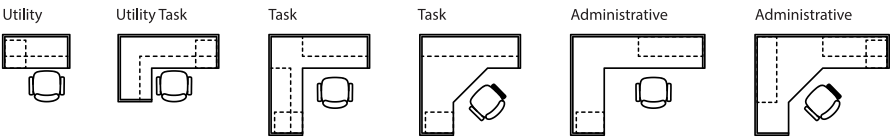


6' x 6'
Reception
Workstation
#12

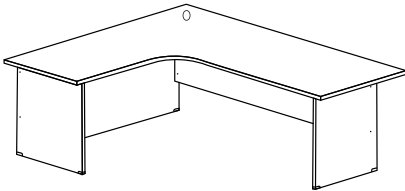


CONFIGURATION

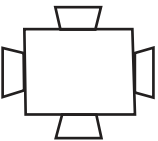
Dimension.Guide | Office Workstations|Cubicles



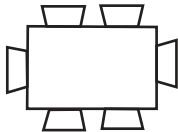
SUPERIOR COMPACT TABLE
1500W X 1500D X 750H



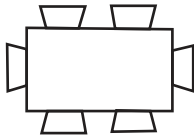
SUPERIOR COMPACT TABLE
1800W X 1500D X 750H



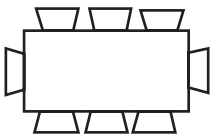
48"(4ft)X40" seats 4



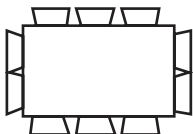
60"(5ft)X40" seats 6



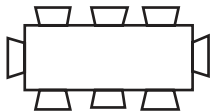
72"(6ft)X40" seats 6 comfortably.
May seat 8 for special occasions; tight on sides



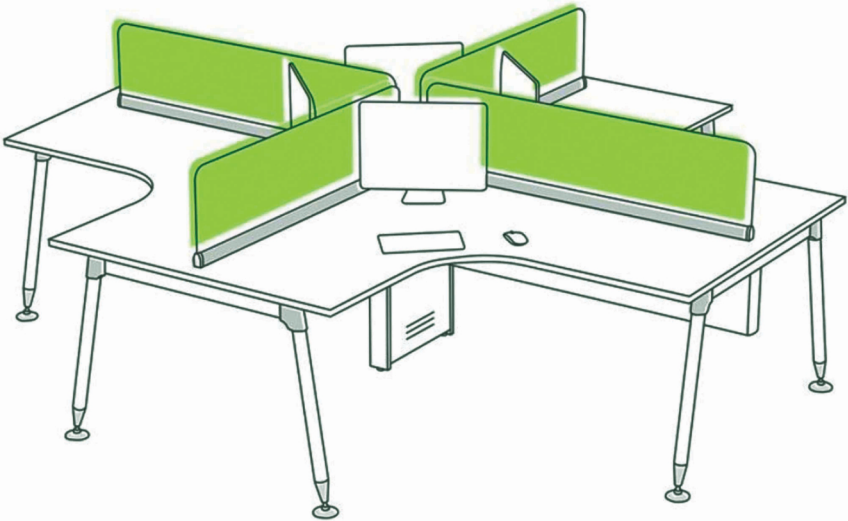
84"(7ft)x40" seats 8, May be
somewhat narrow on sides



84" (7ft)X46" seats 10, May be
narrow on sides



96"(8ft)X40" seats 8 comfortably,
can fit 10, but will be narrow on sides



CONSOLAR SERIES

The workplace today is no more the beloved-in space it was earlier. With walls broken down and linear work culture, organizations recognize the need to provide employees with seamless offices that encourage creativity, Teamwork and enhances efficiency and productivity and strikes the right balance between privacy and mutual collaboration.

Benchline versatile ergonomic workstations have been designed keeping in mind all of the existing work conditions and ensuring the client's needs are addressed.

The consolar series from Benchline is a contemporary, open-plan office system that is versatile enough to go from series work station for business meetings to bright energetic spaces where creative ideas flow.

These workstations are available in L-shaped structure and are fitted with multi-purpose partitions that serve a multitude of requirements.

These open desk office systems are great on design and style while building values, Promoting interaction, and increasing collaboration at the workplace.



Crafted with high-quality materials and striking the right balance between privacy and need for laminated multi-colored glass and whiteboards for making notes, to fabric on their own while being a part of a group because of their structure, These workstations are seamless, versatile, customized to fit into any office space and align itself with the ambiance and ethos of any organization.

A Variety of screen options make workspaces fun, and increases engagement, These help companies provide better management, while are tailored towards employee's specific needs from laminated multi-colored glass and whiteboards for making notes to fabric and magnetic fiber screens to put up important work notes and notices. Besides being functional, they also bring much-needed vibrancy to the office, sparking creativity while allowing discreet and intelligent segregation of departments, within a common work area.



A linear workstation that is peppy and comfortable, the consolar rouge series creates a vibrant work environment that is inviting and collaborative. Fitted with laminated glass partitions and magnetic screens in a special fabric, these all-in-one workspaces designed with modern aesthetics offer dual benefits stimulating creativity and creating the right environment for series work. The Benchline structure enhances comfort while their clean and modern lines make them versatile options.



TECHNOLOGY MANAGEMENT

Discreet data and electrical ports are a part of each of the workstations in the Benchline consolar series of tables. Designed in MS Aluminium, They are available in a variety of sizes depending on the amount of wiring that is to be done and the switches required. Sleek in design and gasket-free, There are separate built-in vertical and horizontal wiring compartments, to minimize clutter and add to the overall aesthetics. The reduced surface wiring and discreetly hidden switches ensure that the workstation not just look good but are beautiful collaborative spaces that employees will love to work in.



CONFERENCE TABLE

The role of the conference table has changed in the modern business context. Understanding that change will help you choose a solution that best suits your organization's needs.

The conference table that most people think of is a board room conference table which often focuses on an organization's decision-making process. Where important matters are decided and announced. The style and appearance of a conference table can take on symbolic importance and play a role in a company's brand.

With the rise of videoconferencing, the role of the conference table has shifted even more. The shape and layout of a well-designed table for videoconferencing are significantly different from that of a standard conference table. Modular tables are available that can be adjusted as needed to fulfil both roles equally well.

High-end marble and wooden conference tables can be extremely expensive. If you are looking for a premium, centerpiece conference table at a more affordable price, contact us for information about our excellent inventory in conference tables.







PEDESTALS

Benchline pedestals are practical all-rounder. Directly positioned under the desk, they complete the working place and create an order. Documents and personal items are clearly stored and can be rapidly etched. The mobile pedestal with a seat pad invites a short interaction.

The BL Pedestal convinces with its clear design and high functionality. It presents itself cubically and clearly at the working place and offers storage for documents and personal items. Mobile or fixed, in different sizes, in varied materials and colors, having insides as required, the BL Pedestal is an essential assistant in office routine.

USAGE/APPLICATION: OFFICE,
BANK ETC

MATERIAL: PLPB SHEET

SHAPE: RECTANGLE

APPEARANCE: MODERN

SIZE: 680 H X 410 W X 450 D

BRAND: BENCHLINE



MANAGING DIRECTOR TABLE

We are instrumental in providing our customers with an exclusive range Table Series. Banking on our quality oriented professionals, we are offering MD Corporate Office L-Shaped Tables to our clients. All our products are manufactured using premium quality raw material. It has been designed for managing directors of an organization. It has enthralling design and lot of space for keeping important documents. This Office MD Table is available in standard and customized options to our clients. Moreover, we deliver this within stipulated time period as per requirements of clients, so as to develop the range as per the international quality standards.



Brand	BENCHLINE
Material	PLPB
Color	As per requirement
Size	1500*750*750
Seating Capacity	1+2 Visitors
Shape	Rectangular





OFFICE CHAIR

We spend most of our working hours seated.

The BL Chair is engineered to be the ultimate modern computer chairfully ergonomic, intuitive to use, comfortable all combined into a stunning design to cater to any user who spends long hours seated at work. The aluminium back spine, together with the polyamide frame, allows for optimum flexibility under both low and high pressure.





Corporate office address

#1, 1st f Main Vijaya Bank Colony Extension Horomavu
Bengaluru, Karnataka 560043

FACTORY ADDRESS

A-1, 1st Main Road, 2nd Stage, Peenya, Industrial Area,
Bengaluru, Karnataka 560058

IVR Number : 080 4812 6926

Mob : +91 6364 666999 / +91 6366 666999

www.fontech.in

www.benchline.in