



*Total Door Solutions*



Please check for hologram on our products

## Benin Teak Main Doors & Pooja Doors (African Teak)



open the door to prosperity ....


Niki presents Solid Natural Benin Teak Doors with different designs. These doors are suitable for Main & Pooja doors. These doors are alternative to Engineered Moulded Panel Doors & suits to local climatic conditions.

Benin teak door :

Sizes: 81" x 38"

Thickness: 35mm

Usage: Main door & Pooja Door.



## Engineered Veneer Moulded Doors



open the door to prosperity ....



6 PANEL - EV



MULTI PANEL - EV



OVAL EV



MS OVAL - EV



NEW DESIGN EV



2P - CHEYNNE EV



2 PANEL - EV



4 PANEL - EV

Niki's Engineered Veneer Moulded Panel Doors reflect the natural textures of wood. They are manufactured from specially designed & imported veneer skins. These doors are made of high quality fiber board panels that resists shrinking, swelling, cracking & joints separations. These environmentally friendly doors are alternative to solid timber panel doors & mainly used for main, bed room doors. They are long lasting as well as borer, warp free & also low maintenance doors. Compulsory polish is required. ( Due to natural product Shade & Grain vary from door to door )

### EV door

Sizes:

Height: 79" & 81" : 84"

Width: 26/27", 32/33", 36", 38", & 40"\*

Thickness: 32mm, 35mm & 40mm

Usage: Main door /Bed room door

Available in Teak, Walnut, Red cherry Sapeli & Wenge Shades.

\*Subject to availability of skin & sizes.

## OST / BST Veneer Groove & Design Doors



open the door to prosperity ....

Niki range of OST/BST doors are made of Natural teak veneers, Recon veneers & different color veneers overlaid on Flush doors offer the visual beauty of Natural wood doors. These doors can be used as main door & internal doors but make sure that rain water should not fall directly on these doors.

It is possible to make some groove designs on these doors & also by pasting the veneer vertically & horizontally.

Standard thickness:

30, 35 & 40mm

Standard sizes available:

Height-78/79", 80/81" & 84"

Width - 32/33" & 38".



## Decorative Veneer Doors



open the door to prosperity ....

Niki's range of Decorative Veneer Doors is made of teak & non-teak designed veneers overlaid on flush doors offer the visual beauty and refinement of natural wood doors. Protected with high quality top coat, these doors are extremely durable, simple maintain & suits for Main Door & Bed Room. ( Due to natural product Shade & Grain vary from door to door )

### GPD door

Sizes:

Height : 79" & 81"

Width : 32", 33", 36" & 38"

Thickness : 30mm,

35mm & 40mm

against order

Usage : Main Door & Bed Room door.

\*Subject to availability of Veneer.

Options are available at extra cost for glossy or matte finish. Its durable even exposed to Rain & Shine.



GPD 7



GPD 8



OLD GPD 9



GPD 10



GPD 12



GPD 13



GPD 14



GPD 19

## Decorative PVC Membrane Doors



open the door to prosperity ....

These doors are made of Designed Solid Flush Doors and HDF Moulded Doors overlaid with Imported Rigid PVC Membrane Film of different elegant shades. Being economical, they also add a finer touch to the home décor. These doors are easy to maintain as they do not require polishing or varnishing. These doors are available in wider variety of solid colors & wood textures.

(Option of these designs are also available in Moulded GPS Doors).

**GPM – Decorative PVC door**

Sizes: Made- to- Custom sizes  
Height: 79" & 81"

Width: 26/27", 32/33", 36" & 38"

Thickness: 32mm, 35mm

Usage: Suitable for Bed room & Bath room door

Shades \*: Teak, Walnut, Red cherry, Mysore teak & Wenge

\*Subject to availability of PVC Membrane



GPM 4



GPM 13



GPM 14



GPM 16



GPM 17




GPM 18



GPM 19



GPM 20



Venge

Red Oak

Mysore Teak

Rose Wood TX

Walnut

## Moulded Panel Doors



open the door to prosperity ....



OVAL TX



2 PANEL TX




4 PANEL TX




6 PANEL TX



MORNING SUN TX



SKIN GROOVE DOOR



SKIN GROOVE DOOR



SKIN POOJA DOOR

Niki's Moulded Panel Doors are made with High density fiber board facings add beauty & value to your home. These doors are manufactured to the highest standards and warrant them to perform over time. This performance translates into extra security, extra longevity and extra home owner satisfaction. Niki offers a wide range of moulded panel doors that complements the design & décor of your house. Niki moulded panel doors are default choice for any beautiful home today. Our designs are contemporary & aesthetically appealing and bonded with PF Synthetic Resin confirming BWP grade of IS: 848. These doors are built to last longer.

### Moulded Panel Door

Sizes :

Height: 78/79", 80/ 81": 84"  
Width: 26/27", 32/33", 36" & 38": 42" \*

Thickness: 32mm, 35mm & 40mm

Pine- Texture & Smooth Finish with Prime Coated.

Usage: Main door & Bed room door

\*Subject to availability of skin & sizes.

## Moulded SM & GPS Doors



open the door to prosperity ....



2P ROMAN - SM



GPS 4




GPS 12



2P CHEYENNE - SM



GPS 1P



GPS 16



GPS 19



GPS 20

Niki's Moulded GPS Panel Doors are made with High density fiber board facings add beauty & value to your home. These doors are manufactured to the highest standards and warrant them to perform over time. These doors are made of Imported USA skins. We can make single panel Decorative PVC Membrane door design on these doors. For these doors painting, polishing & spray painting can be done. Our designs are contemporary & aesthetically appealing and bonded with PF Synthetic resin confirming BWP grade of IS: 848. These doors are built to last longer. These doors can use in bed rooms & bath rooms. (Option of these designs are also available in Decorative PVC Membrane Doors)

### Moulded GPS Door

Sizes:  
 Height: 78/79", 80/ 81" : 84"  
 Width: 26/27", 32/33", 36"  
 & 38" : 42" \*  
 Thickness: 32mm, 35mm & 40mm  
 Usage: Bed room door & Bath room door  
 \*Subject to availability of skin & sizes.



## Melamine Doors



open the door to prosperity ....

Niki's Melamine moulded panel doors reflect the natural textures of wood with melamine finish as top coat. Customized to suit Indian climatic conditions & the tastes of the Indian consumer. They are manufactured from specially designed & imported melamine face high density fiber board skins.

This door resists shrinking, swelling, cracking & joints separations. These environmentally friendly doors

are best alternative to **Engineered Veneer Moulded Doors & Decorative PVC Membrane Doors** are suitable for **bed rooms**. These are all maintenance free & easy to install.

### Melamine Door

Sizes:

Height: 78/79", 80/ 81" : 84"  
Width: 26/27", 32/33", 36"  
& 38" : 42" \*

Thickness: 32mm, 35mm & 40mm

Usage: Bed room door

Shades\*: Teak, Walnut, Red cherry, & Wenge

\*Subject to availability of skin & sizes.

Melamine Texture Finish also available



MLM 2P TX



MLM 4P SM



MLM OVAL ROSE WOOD TX



MLM EVENING SUN



MLM TEAK OVAL

## Pre-Stained & Laminated Doors



open the door to prosperity ....

NIKI presents a whole new series of Pre-Stained & Laminated Doors.

These doors have been designed to suit local climatic conditions and they are durable.

These doors are maintenance free and easy to install. No Polishing, Painting or Varnishing required.

Standard Thickness :

32mm & 35 mm

Sizes Available :

Height : 78/79", 80/81" & 84"

Width : 32 & 33"



NDP 2P



NDP 4P



NDP MORNING SUN



NDP MORNING SUN DARK



NDL 1



NDL 2



NDL 3



NDL 4

## Flush Doors



Niki

FLUSH DOOR



Niki

PF COATED DOOR



Niki

PINE FACE FLUSH DOOR



Niki

DESIGN PF COATED DOOR

BST / OST DOORS



Niki

open the door to prosperity ....

Flush Doors, Solid PVC & WPVC Doors

Niki's range of Flush doors are kiln seasoned & chemically treated to make them dimensionally stable, termite resistant, fungi free & weather proof. The doors have solid block board core, particle board & honey comb with cross bands & face veneer which are PF bonded pressed in hot press with high temperature & high pressure making them 100% boiling water proof & stable.

Flush doors are available as per IS: 2202

### Flush doors :

Flush doors are available as per IS: 2202 & made to custom sizes. Opening for vision panel & louvers can be provided. We also make special bath room doors with PF coating.

Standard thickness: 30, 32, 35 & 40mm

Maximum size: 8' x 4'

Height: 75/78/79" , 80/ 81"

Width: 26/27" , 32/33" , 36" & 38"

## PVC & WPVC DOORS




PVC - GPM 4



COLOUR PVC DOOR




PVC PAINTED DOOR



6mm/10mm/18mm/25mm & 30mm



WPVC - GPM 4



WPVC GROOVE DOOR



WPVC 2 PANEL

### SOLID PVC SHEETS

Solid PVC/WPVC foam doors are suitable for bath rooms & it is for life time. These doors are in White color & come with one side design or plain also.

#### **Solid PVC & WPVC door**

Standard thickness: 25 & 30mm

Height: 75/78/79" , 80/ 81"

Width: 26/27" , 32/33"

Maximum size: 8' x 4' PVC & WPVC Sheets are available.

Thickness : 6mm & 18mm are available.

Three layered WPVC Sheets available in 6mm, 12mm & 18 mm thickness.

## GLAZED DOORS



GL - 6

For those who are looking for new ideas & designs, here is a choice of doors with Glazing . These doors can be used as interior doors. Available in wide varieties of designs to suit to individual choice.

**Standard sizes Available :**

**81" x 32", 81" x 33" & 81" x 38"**

**Standard Thickness : 32 mm**

**Custom made thickness : 35mm & 40 mm**



GL - 2



GL - 3



GL - 4



BENIN TEAK FRAME



SOLID PVC FRAME



SOLID WPVC FRAME

## PLYWOOD & BLOCK BOARD



open the door to prosperity....



PLYWOOD (NEEM / GURJAN)



BLOCK BOARD (PINE)



BLOCK BOARD (NEEM)



BLOCK BOARD (WATER PROOF)  
SOUTHERN YELLOW PINE



NEEM PLYWOOD

### PLYWOOD & BLOCK BOARD

Niki has Neem Plywood & Neem Block board and we do also have Pine wood Block Boards. We have 100% gurjan water proof Plywood.

**Neem Plywood & Block Board** : Borer & termite proof. **Pine Block Board & Gurjan Plywood** : Borer Free  
Available sizes: 7' x 4' & 8' x 4' Thickness: 6mm, 12mm & 18mm.

### Warranty:

All our Niki products hold a warranty for TWO years and can only be claimed with the bill. Warranty can be claimed for manufacturing defects only.

### Storage Instructions:

Doors must be horizontally stacked on flat Surface in cool and dry place. Doors must not be exposed to sunlight.

### Installation & fixing instructions:

The Door Frame has to be fixed in 90 degree Angle.

Do not trim more than 2" (50mm) on the Top & bottom of the Doors.

Do not trim more than 1" (25mm) on the sides of Doors.

Lipping of teak or hardwood on all the four sides has to be done compulsorily to prevent moisture absorption, wear & tear of the Door, by doing this the life of the door increases. The applied warranty will become invalid if this instruction is not followed.

Do not cut the door for fixing glass, instead please do Purchase ready glass door available with the same brand. ½" (12mm) gap has to be maintained between bottom of the door & flooring (door frame), for bath room door.

### Bath Room Doors:

After trimming & lipping of the Door all the four sides & Bottom's has to be primed and painted or sealed with wood sealant before fixing the door. Please do maintain 3 mm gap between door and frame. Bath room doors, room doors and exit doors has to be taken care after every two years by painting/polishing the doors on all sides to increases the life of the doors. Make sure you need water proof or non - water proof door and place order accordingly. Use only branded polish for veneer doors.


### Engineered Veneer doors :

cannot be fixed at the place where it is being exposed to sunlight or rainwater.

Do use baby latches on Bath Room doors and room doors, in case of emergency it is easy to break the latch without causing much damage to the door.

### Do Not Hammer the screws, fit screws using a Screwdriver.

In case of manufacturing defect our replacement is only for our product at your door step, fittings and other accessories are not replaced by us, fixing charges for replacement doors to be borne by the buyer. Company warranty will be applicable only when above instructions are followed completely and properly.



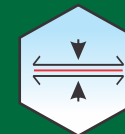
- ❖ Benin Teak Main Doors & Pooja Doors
- ❖ Engineered Veneer Moulded Panel Doors
- ❖ OST / BST GROOVE DOORS
- ❖ Decorative Veneered Doors
- ❖ Decorative PVC Membrane Doors
- ❖ Moulded Panel Doors
- ❖ Moulded SM & GPS Doors
- ❖ Melamine Doors
- ❖ Pre-Stained & Laminated Doors
- ❖ Flush Doors
- ❖ Solid PVC & WPVC Doors
- ❖ Glazed Doors
- ❖ Plywood & Block Board
- ❖ Fire Resistant Doors
- ❖ Door Frames made of Teak, Sal, Maranti,  
PVC & WPVC.



Please check for hologram on our products



Weather Proof



Hot Press



Termite Free



Borer Free



Strong & Durable